

Monthly Bulletin

OF THE

International Bureau

OF THE


American Republics.

INTERNATIONAL UNION OF AMERICAN REPUBLICS.


OCTOBER, 1905.

WASHINGTON, D. C., U. S. A.:
GOVERNMENT PRINTING OFFICE.

1905.








Monthly Bulletin
OF THE
International Bureau
OF THE
American Republics.

INTERNATIONAL UNION OF AMERICAN REPUBLICS.

While the utmost care is taken to insure accuracy in the publications of the International Bureau of the American Republics, no responsibility is assumed on account of errors or inaccuracies which may occur therein.

OCTOBER, 1905.

WASHINGTON, D. C., U. S. A.:
GOVERNMENT PRINTING OFFICE.
1905.



X
Per
P187A
V. 21
Oct-Dec
1905

GENERAL INDEX.

	Page.
Editorial contents: { Spanish.....	IV
{ English.....	V
{ Portuguese.....	VI
{ French.....	VII
List of Honorary Correspondents.....	VIII
Latin-American Representatives in the United States.....	IX
United States Representatives in the Latin-American Republics.....	X
Rates of Postage from the United States to Latin-American Countries.....	XI
Foreign Mails—Postage Rates from Latin-American Countries.....	XII
Parcels-Post Regulations.....	XIII
United States Consulates in Latin America.....	XIV
Consulates of the Latin-American Republics in the United States.....	XV
Weights and Measures.....	XVII
Metric Weights and Measures.....	XVIII
Publications of the Bureau.....	XIX
Value of Latin-American Coins.....	XXII

ÍNDICE.

	Página.
I.—SEGUNDA CONVENCION GENERAL SANITARIA INTERNACIONAL DE LAS REPUBLICAS AMERICANAS.....	968
II.—RECEPCION OFFICIAL DEL MINISTRO RESIDENTE DE LA REPUBLICA DOMINICANA EN LOS ESTADOS UNIDOS	971
III.—COMERCIO EXTRANJERO DE LOS PRINCIPALES PUERTOS DEL MUNDO	972
IV.—COMERCIO EXTRANJERO DE ALEMANIA.....	973
V.—PRODUCCION DE ORO EN EL MUNDO EN 1903 Y 1904.....	974
VI.—REPUBLICA ARGENTINA	974
Decadencia de la crianza de carneros—Comercio por varios puertos en junio y en el primer semestre del año 1905.	
VII.—BOLIVIA	984
Mensaje del Señor Presidente de la República—Resumen estadístico del movimiento del comercio exterior, 1904.	
VIII.—COSTA RICA	996
La situación fiscal y comercial del país.	
IX.—CHILE	1011
Balance de los bancos en abril de 1905.	
X.—ESTADOS UNIDOS.....	1012
Comercio con la América Latina—Proclama del Señor Presidente, prohibiendo enviar carbón ó material de guerra á la República Dominicana.	
XI.—GUATEMALA.....	1014
Trabajo eficaz en Guatemala—Empaquetadura buena—La cosecha de café.	
XII.—MÉXICO.....	1015
Comercio exterior, año fiscal de 1904-5—Informe leído por el Ciudadano Presidente de la República al abrirse el tercer período de sesiones del 22º Congreso de la Unión, el 17 septiembre de 1905—Contrato para el establecimiento de una asociación financiera internacional—Población de la República en 28 de octubre de 1900.	
XIII.—NICARAGUA	1081
Ley de titulación de la Mosquitía.	
XIV.—PANAMÁ	1084
Convención postal celebrada entre los Estados Unidos de América y la República de Panamá.	
XV.—PERÚ	1087
Bancos y sistema bancario en el Perú—Desenvolvimiento de la industria ferroviaria.	
XVI.—URUGUAY	1041
Minas de oro.	

INDEX.

	Page.
I.—THE SECOND INTERNATIONAL SANITARY CONVENTION.....	1043
II.—RECEPTION OF THE MINISTER RESIDENT OF THE DOMINICAN REPUBLIC IN THE UNITED STATES.....	1059
III.—FOREIGN COMMERCE OF THE PRINCIPAL PORTS OF THE WORLD.....	1060
IV.—ARGENTINE REPUBLIC.....	1062
Comparative trade statistics—Immigration in 1905—Wheat exports, first six months of 1905—Exports of live stock, first six months of 1905—General decline in sheep stock—Port movements during June and first six months of 1905—Countervailing duties on Argentine sugar—Trade-marks in the Republic.	
V.—BOLIVIA.....	1074
Extracts from the message of President Montes—Foreign commerce in 1904—Receipts of merchandise from San Francisco, July and August, 1905.	
VI.—BRAZIL.....	1077
Customs receipts, first half of 1905—Customs receipts in June, 1905—Customs receipts in July, 1905—Exports from Pernambuco, July, 1905—Conditions of the flour trade—Copper mines—Conditions of the coffee crop—German railroad concession—Transcontinental railway—Exploitation of coal mines.	
VII.—CHILE.....	1085
New ministry—Customs receipts, first six months of 1905—Nitrate report, first half of 1905—Condition of the textile market—Registration of trade-marks.	
VIII.—COLOMBIA.....	1093
Trade of the United States with Colombia.	
IX.—COSTA RICA.....	1095
Economic conditions in 1904—Tariff modifications.	
X.—DOMINICAN REPUBLIC.....	1104
Conditions governing import trade.	
XI.—GUATEMALA.....	1106
Coffee shipments, 1898-1904—Economic conditions in 1904—Mining in the Republic.	
XII.—HAITI.....	1109
Port dues.	
XIII.—MEXICO.....	1110
Foreign commerce, fiscal year 1904-5—Message of President Diaz, September 16, 1905—Rate of exchange for October, 1905—Frontier traffic with the United States, first half of 1904-5—Postal service, July, 1905—Establishment of an international financial association—Cotton industry—New railway concession—Development of Italian trade relations.	
XIV.—NICARAGUA.....	1124
Adjudication of land titles in the Mosquito territory.	
XV.—PANAMA.....	1127
Postal convention with the United States.	
XVI.—PARAGUAY.....	1132
Development of the Republic—Special duties.	
XVII.—PERU.....	1133
Foreign commerce in 1904—Revenues and expenditures in 1904—Exports from Liverpool to Peru in 1904—Lake Titicaca as a source of electric power.	
XVIII.—UNITED STATES.....	1136
Trade with Latin America—Consular trade reports—Recognition of Latin-American consular officers—Foreign commerce in August, 1905—Statistics of the petroleum industry—Consumption of tobacco—Treasury statement, first quarter 1904-5—Immigration in 1904-5—Presidential proclamation prohibiting the exportation of arms and ammunition.	
XIX.—URUGUAY.....	1151
Customs receipts, first six months of 1905—Modification of bank privileges—Development of the silk industry.	
XX.—THE WORLD'S WHEAT CROP.....	1152
XXI.—COFFEE PRODUCTION AND CONSUMPTION.....	1153
XXII.—CACAO PRODUCTION AND CONSUMPTION.....	1158
XXIII.—TRADE OPPORTUNITIES IN LATIN AMERICA.....	1158
XXIV.—BOOK NOTES.....	1161
XXV.—LIBRARY ACCESSIONS AND FILES.....	1166

INDICE.

	Pagina.
I.—Produção e Consumo do Café	1177
II.—Produção e Consumo do Cacão.....	1182
III.—Produção Universal do Trigo	1182
IV.—Republica Argentina.....	1188
Exportação de trigo no primeiro semestre de 1905.	
V.—CHILE	1184
Relatorio sobre a industria do salitre, 1º semestre de 1905—Rendas aduaneiras no primeiro semestre de 1905.	
VI.—ESTADOS UNIDOS.....	1186
Commercio com os palzes latino-americanos—Commercio exterior em Agosto de 1905.	
VII.—GUATEMALA	1188
Exportação de café no periodo de 1898-1904—Condições economicas em 1904.	
VIII.—HAITI.....	1190
Direitos de porto.	
IX.—MEXICO.....	1191
Mensagem do Presidente Diaz, 16 de Setembro de 1905—A industria do algodão—Commercio com os Estados Unidos pelas vias-ferreas da fronteira, primeiro semestre de 1904-5—Serviço postal em Julho, 1905—Taxa de cambio para Outubro, 1905.	
X.—PANAMÁ	1198
Augmento da emissão de moedas.	
XI.—PARAGUAY	1198
Desenvolvimento da Republica—Impostos especiaes.	
XII.—PERU	1199
Commercio exterior em 1904.	
XIII.—URUGUAY.....	1200
Desenvolvimento da industria da seda—Rendas aduaneiras no primeiro semestre de 1905.	

TABLE DES MATIÈRES.

	Page.
I.—RÉPUBLIQUE ARGENTINE	1201
Exportations de blé, premier semestre de l'année 1905.	
II.—BRÉSIL	1201
Recettes douanières pour le mois de juillet 1905—Mouvement commercial du port de Santos.	
III.—CHILI	1203
Revue générale du commerce.	
IV.—ÉTATS-UNIS	1204
Commerce avec l'Amérique latine—Commerce extérieur pour le mois d'août 1905.	
V.—GUATÉMALA	1206
Conditions économiques en 1904—L'industrie minière dans la République—Expéditions de café.	
VI.—MEXIQUE	1210
Contrat pour l'établissement à Mexico d'une association financière internationale—Suppression de la zone libre—Service des postes en juillet 1905.	
VII.—PANAMA	1213
Augmentation dans la frappe de la monnaie.	
VIII.—PARAGUAY	1214
Droits extraordinaires—Progrès de la République.	
IX.—PÉROU	1215
Commerce extérieur en 1904.	
X.—URUGUAY	1215
Recettes douanières, premier semestre de 1905—Modifications des privilèges de banque—Développement de l'industrie de la soie.	
XI.—VÉNÉZUÉLA	1217
Le commerce des papiers, articles de papeterie et articles de bureau.	
XII.—PRODUCTION ET CONSOMMATION DU CAFÉ	1217
XIII.—PRODUCTION ET CONSOMMATION DU CACAO	1222

**HONORARY CORRESPONDING MEMBERS OF THE INTERNATIONAL
UNION OF AMERICAN REPUBLICS.**

Countries.	Names.	Residence.
Argentine Republic.	Señor Dr. Don Estanislao S. Zeballos	Buenos Ayres.
Bolivia	Señor Don Manuel V. Ballivián ^a	La Paz.
Brazil	Dezembargador Antonio Bezerra	Pará.
	Firmino da Silva	Florianopolis.
Chile	Señor Don Moisés Vargas	Santiago.
Colombia	Señor Don Rufino Gutiérrez	Bogotá.
Costa Rica	Señor Don Manuel Aragón	San José.
Dominican Republic.	Señor Don José Gabriel García ^b	Santo Domingo.
Ecuador	Señor Don Francisco Andrade Marín	Quito.
Guatemala	Señor Don Antonio Batres Jáuregui	Guatemala City.
	Señor Don Rafael Montúfar	Guatemala City.
Haiti	Monsieur Georges Sylvain	Port au Prince.
Honduras	Señor Don E. Constantino Fiallos	Tegucigalpa.
Mexico	Señor Don Francisco L. de la Barra	City of Mexico.
	Señor Don Antonio García Cubas	City of Mexico.
	Señor Don Fernando Ferrari Pérez	City of Mexico.
Nicaragua	Señor Don José D. Gámez	Managua.
Paraguay	Señor Don José S. Decoud	Asunción.
Peru	Señor Don Alejandro Garland	Lima.
Salvador	Señor Dr. Don Salvador Gallegos	San Salvador.
Uruguay	Señor Don José I. Schiffiano	Montevideo.
Venezuela	Señor General Don Manuel Landaeta Rosales.	Caracas.
	Señor Don Francisco de Paula Alamo	Caracas.

^a Honorary corresponding member of the Royal Geographical Society of Great Britain.

^b Corresponding member of the Academia Nacional de la Historia de Venezuela

LATIN-AMERICAN REPRESENTATIVES IN THE UNITED STATES.

AMBASSADORS EXTRAORDINARY AND PLENIPOTENTIARY.

Brazil	His Excellency JOAQUIM NABUCO. Office of Embassy, 1411 Hopkins street, Washington, D. C.
Mexico	Señor Don Joaquín D. Casasus, Absent.

ENVOYS EXTRAORDINARY AND MINISTERS PLENIPOTENTIARY.

Argentine Republic	Señor Don EPIFANIO PORTELA, 1032 Connecticut avenue, Washington, D. C.
Bolivia	Señor Don IGNACIO CALDERÓN, 1300 Seventeenth street, Washington, D. C.
Chile	Señor Don JOAQUÍN WALKER MARTÍNEZ, Office of Legation, 1715 Massachusetts avenue, Washington, D. C.
Colombia	Señor Don DIEGO MENDOZA. "The Rochambeau," Washington, D. C.
Costa Rica	Señor Don JOAQUÍN BERNARDO CALVO, 1329 Eighteenth street NW., Washington, D. C.
Cuba	Señor Don GONZALO DE QUESADA, 1006 Sixteenth street, Washington, D. C.
Ecuador	Señor Don ALFREDO BAQUERIZO, Absent.
Guatemala	Señor Don JORGE MUÑOZ, "The Highlands," Washington, D. C.
Haiti	Mr. J. N. LÉGER, 1429 Rhode Island avenue, Washington, D. C.
Mexico	Señor Don JOSÉ F. GODOY, Charge d'Affaires ad interim. Office of Embassy, 1415 I street NW., Washington, D. C.
Nicaragua	Señor Don LUIS F. COREA, 1612 Twentieth street, Washington, D. C.
Panama	Señor Don J. DOMINGO DE OBALDÍA, "The Highlands," Washington, D. C.
Paraguay	Señor Don CECILIO BAEZ, Absent.
Peru	Señor Don MANUEL ÁLVAREZ CALDERÓN, Absent.
Salvador	Señor Dr. Don RAFAEL S. LOPEZ, Absent.
Uruguay	Señor Dr. Don EDUARDO ACEVEDO DIAZ, Absent.

CHARGÉS D'AFFAIRES.

Argentine Republic	Señor Don CARLOS E. ZAVALÍA, 1032 Connecticut avenue, Washington, D. C.
Colombia	Señor Don EDUARDO PEREZ TRIANA, "The Rochambeau," Washington, D. C.
Dominican Republic	Señor Don EMILIO C. JOUBERT, Office of Legation, 31-33 Broadway, New York City.
Ecuador	Señor Dr. Don SERAFÍN S. WITHER, 11 Broadway, New York City.
Peru	Señor ALFREDO ÁLVAREZ CALDERON, Absent.
Uruguay	Señor Don PEDRO REQUENA BERMÚDEZ, Office of Legation, "The Portland," Washington, D. C.
Venezuela	Señor Don N. VELOZ-GOITICOA, 1748 P street, Washington, D. C.

CONSULS-GENERAL.

Honduras	Señor Dr. Don SALVADOR CORDOVA, 4 Stone street, New York.
----------------	--

DIRECTOR OF THE INTERNATIONAL BUREAU OF THE AMERICAN REPUBLICS.

WILLIAMS C. FOX.

UNITED STATES REPRESENTATIVES IN THE LATIN-AMERICAN REPUBLICS.

(Corrected to August 1, 1905.)

AMBASSADORS EXTRAORDINARY AND PLENIPOTENTIARY.

Brazil	DAVID F. THOMPSON, Rio de Janeiro.
Mexico	EDWIN H. CONGER, City of Mexico.

ENVOYS EXTRAORDINARY AND MINISTERS PLENIPOTENTIARY.

Argentine Republic.....	A. N. BEAUPRÉ, Buenos Ayres.
Bolivia	WILLIAM B. SORSBY, La Paz.
Chile	JOHN HICKS, Santiago.
Colombia	JOHN BARRETT, Bogotá.
Costa Rica	WILLIAM L. MERRY, San José.
Cuba	HERBERT G. SQUIERS, Havana.
Ecuador	ARCHIBALD J. SAMPSON, Quito.
Guatemala.....	LESLIE COMBS, Guatemala City.
Haiti	WILLIAM F. POWELL, Port au Prince.
Honduras.....	(See Guatemala.)
Nicaragua.....	(See Costa Rica.)
Panama	CHARLES E. MAGOON, Panama.
Paraguay	EDWARD C. O'BRIEN.
Peru	IRVING B. DUDLEY, Lima.
Salvador.....	(See Costa Rica.)
Uruguay.....	(See Paraguay) Montevideo.
Venezuela	W. W. RUSSELL, Caracas.

MINISTER RESIDENT AND CONSUL-GENERAL.

Dominican Republic.....	THOMAS C. DAWSON, Santo Domingo.
-------------------------	----------------------------------

RATES OF POSTAGE FROM THE UNITED STATES TO LATIN-AMERICAN COUNTRIES.

The rates of postage from the United States to all foreign countries and colonies (except Canada, Mexico, and Cuba) are as follows:

	Cents.
Letters, per 15 grams (½ ounce).....	5
Single postal cards, each.....	2
Double postal cards, each.....	4
Newspapers and other printed matter, per 2 ounces.....	1
Commercial papers.....	5
Packets not in excess of 10 ounces.....	1
Packets in excess of 10 ounces, for each 2 ounces or fraction thereof.....	2
Packets not in excess of 4 ounces.....	1
Packets in excess of 4 ounces, for each 2 ounces or fraction thereof.....	2
Samples of merchandise.....	1
Registration fee on letters and other articles.....	8

Ordinary letters for any foreign country (except Canada, Mexico, and Cuba) must be forwarded, whether any postage is prepaid on them or not. All other mailable matter must be prepaid, at least partially.

Matter mailed in the United States addressed to Mexico is subject to the same postage rates and conditions as it would be if it were addressed for delivery in the United States, except that articles of miscellaneous merchandise (fourth-class matter) not sent as *bona fide* trade samples should be sent by "Parcels Post;" and that the following articles are *absolutely excluded* from the mails without regard to the amount of postage prepaid or the manner in which they are wrapped:

All sealed packages, other than letters in their usual and ordinary form; all packages (including packages of second-class matter) which weigh more than 4 pounds 6 ounces, except such as are sent by "Parcels Post;" publications which violate any copyright law of Mexico.

Single volumes of printed books in *unsealed packages* are transmissible to Mexico in the regular mails without limit as to weight.

Unsealed packages of mailable merchandise may be sent by "Parcels Post" to Bolivia, British Guiana, British Honduras, Chile, Colombia, Costa Rica, Guatemala, Honduras, Mexico, Nicaragua, Salvador, and Venezuela, at the rates named on page xv.

PROHIBITED ARTICLES TO ALL FOREIGN COUNTRIES.

Poisons, explosives, and inflammable articles, live or dead animals, insects (especially the Colorado beetle), reptiles, fruit or vegetable matter liable to decomposition, and substances exhaling a bad odor, excluded from transmission in domestic mails as being in themselves, either from their form or nature, liable to destroy, deface, or otherwise injure the contents of the mail bags, or the persons of those engaged in the postal service; also obscene, lewd, or lascivious books, pamphlets, etc., and letters and circulars concerning lotteries, so-called gift concerts, etc. (also excluded from domestic mails); postal cards or letters addressed to go around the world; letters or packages (except those to Mexico) containing gold or silver substances, jewelry or precious articles; any packet whatever containing articles liable to customs duties in the countries addressed (except Cuba and Mexico); articles other than letters which are not prepaid at least partly; articles other than letters or postal cards containing writing in the nature of personal correspondence, unless fully prepaid at the rate of letter postage; articles of a nature likely to soil or injure the correspondence; packets of commercial papers and prints of all kinds, the weight of which exceeds 2 kilograms (4 pounds 6 ounces), or the size 18 inches in any direction, except *rolls of prints*, which may measure 30 inches in length by 4 inches in diameter; postal cards not of United States origin, and United States postal cards of the largest ("C") size (except as letters), and except also the reply halves of double postal cards received from foreign countries.

There is, moreover, reserved to the Government of every country of the Postal Union the right to refuse to convey over its territory, or to deliver, as well, articles liable to the reduced rate in regard to which the laws, ordinances, or decrees which regulate the conditions of their publication or of their circulation in that country have not been complied with.

Full and complete information relative to all regulations can be obtained from the United States Postal Guide.

FOREIGN MAILS.

TABLE SHOWING THE RATES OF POSTAGE CHARGED IN LATIN-AMERICAN COUNTRIES ON ARTICLES SENT BY MAIL TO THE UNITED STATES.

Countries.	Letters, per 15 grams, equal to one-half ounce.		Single postal cards, each.		Other articles, per 50 grams, equal to 2 ounces.		Charge for registration.	Charge for return receipt.
	Currency of country.	Cen- times.	Currency of country.	Cen- times.	Currency of country.	Cen- times.		
Argentine Republic.....	15 centavos.....	35	6 centavos.....	15	3 centavos.....	10	24 centavos.....	12 centavos.
Bolivia via Panama.....	22 centavos.....	55	8 centavos.....	20	6 centavos.....	10	30 centavos.....	10 centavos.
Bolivia via other routes.....	20 centavos.....	50	6 centavos.....	15	4 centavos.....	10	400 reis.....	200 reis
Brazil.....	300 reis.....	35	100 reis.....	10	50 reis.....	5	10 centavos.....	5 centavos.
Chile.....	10 centavos.....	50	3 centavos.....	15	2 centavos.....	5	10 centavos.....	5 centavos.
Colombia.....	20 centavos.....	50	4 centavos.....	15	2 centavos.....	5	10 centavos.....	5 centavos.
Costa Rica.....	10 centimos.....	25	3 centimos.....	7½	2 centimos.....	5	10 centavos.....	5 centavos.
Cuba ^a	10 centavos.....	35	3 centavos.....	10	2 centavos.....	5	10 centavos.....	5 centavos.
Dominican Republic (Santo Domingo).....	10 centavos.....	50	2 centavos.....	10	2 centavos.....	5	10 centavos.....	5 centavos.
Ecuador.....	10 centavos.....	40	1 penny.....	15	1 penny.....	10	2 pence.....	2½ pence.
Falkland Islands.....	10 centavos.....	50	3 centavos.....	15	2 centavos.....	10	10 centavos.....	5 centavos.
Guatemala.....	10 centimos.....	50	3 centimos.....	15	2 centimos.....	10	2 centimes de gourde.....	5 centimes de gourde.
Haiti.....	15 centavos.....	50	3 centavos.....	15	2 centavos.....	10	10 centavos.....	5 centavos.
Honduras.....	15 centavos.....	50	3 centavos.....	15	2 centavos.....	10	10 centavos.....	5 centavos.
Honduras, British.....	5 centavos.....	25	2 centavos.....	10	1 centavo.....	10	10 cents.....	6 cents.
Mexico.....	5 centavos.....	50	5 centavos.....	15	1 centavo.....	10	10 centavos.....	5 centavos.
Nicaragua.....	15 centavos.....	50	5 centavos.....	15	5 centavos.....	10	10 centavos.....	10 centavos.
Paraguay.....	60 centavos.....	15	8 centavos.....	15	8 centavos.....	10	40 centavos.....	20 centavos.
Peru via San Francisco.....	20 centavos.....	50	6 centavos.....	15	4 centavos.....	10	10 centavos.....	5 centavos.
Peru via Panama.....	22 centavos.....	55	8 centavos.....	20	6 centavos.....	15	10 centavos.....	5 centavos.
Porto Rico ^b	11 centavos.....	55	3 centavos.....	15	3 centavos.....	15	10 centavos.....	5 centavos.
Salvador via Panama.....	10 centavos.....	50	3 centavos.....	15	3 centavos.....	10	10 centavos.....	5 centavos.
Salvador via other routes.....	10 centavos.....	50	3 centavos.....	15	2 centavos.....	10	10 centavos.....	5 centavos.
Uruguay.....	50 centimos.....	50	15 centimos.....	15	10 centimos.....	10	50 centimos.....	25 centimos.
Venezuela.....	50 centimos.....	25	15 centimos.....	10	1 centavo.....	6	10 centavos.....	10 cents Dutch.
British Guiana.....	5 cents.....	25	2 cents.....	10	1 centavo.....	10	10 cents Dutch.....	10 cents Dutch.
Dutch Guiana.....	25 cents Dutch.....	50	7½ cents Dutch.....	15	6 centimes.....	10	35 centimes.....	10 centimes.
French Guiana.....	25 centimes.....	50	10 centimes.....	15	10 centimes.....	10	35 centimes.....	10 centimes.

^aThe rate for a reply-paid (double) card is double the rate named in this column.

^bUnited States domestic rates and conditions.

PARCELS-POST REGULATIONS.

TABLE SHOWING THE LATIN-AMERICAN COUNTRIES TO WHICH PARCELS MAY BE SENT FROM THE UNITED STATES; THE DIMENSIONS, WEIGHT, AND RATES OF POSTAGE APPLICABLE TO PARCELS, AND THE EXCHANGE POST-OFFICES WHICH MAY DISPATCH AND RECEIVE PARCELS-POST MAILS.

COUNTRIES.	ALLOWABLE DIMENSIONS AND WEIGHTS OF PARCELS.				POSTAGE.		EXCHANGE POST-OFFICES.	
	Greatest length.	Greatest length and girth combined.	Greatest girth.	Greatest weight.	For a parcel not exceeding 1 pound.	For every additional pound or fraction of a pound.	UNITED STATES.	LATIN AMERICA.
	<i>Ft. in.</i>	<i>Ft.</i>	<i>Ft.</i>	<i>Lbs.</i>	<i>Cents.</i>	<i>Cents.</i>		
Bolivia	3 6	6	11	20	20	New York and San Francisco.	La Paz.
Chile	3 6	6	11	20	20	New York and San Francisco.	Valparaiso.
Colombia.....	2 0	4	11	12	12	All offices authorized to exchange mails between the two countries.	
Costa Rica.....	2 0	4	11	12	12		
Guatemala	3 6	6	11	12	12	New York, New Orleans, and San Francisco.	Guatemala City, Retalhuleu, and Puerto Barrios.
Gulana, British....	3 6	6	11	12	12	All offices authorized to exchange mails.	
Honduras	3 6	6	11	12	12	New York, New Orleans, and San Francisco.	Tegucigalpa, Puerto Cortez, Amapala, and Trujillo.
Honduras, British..	3 6	6	11	12	12	New Orleans	Belize.
Mexico	2 0	4	11	12	12	All offices authorized to exchange mails.	
Nicaragua.....	3 6	6	11	12	12	New York, New Orleans, and San Francisco.	Bluefields, San Juan del Norte and Corinto.
Salvador	3 6	6	11	12	12	New York and San Francisco.	San Salvador.
Venezuela.....	3 6	6	11	12	12	All offices authorized to exchange mails.	

UNITED STATES CONSULATES IN LATIN AMERICA.

Frequent application is made to the Bureau for the address of United States Consuls in the South and Central American Republics. Those desiring to correspond with any Consul can do so by addressing "The United States Consulate" at the point named. Letters thus addressed must be delivered to the proper person. It must be understood, however, that it is not the duty of Consuls to devote their time to private business, and that all such letters may properly be treated as personal, and any labor involved may be subject to charge therefor.

The following is a list of United States Consulates in the different Republics:

ARGENTINE REPUBLIC—

Buenos Ayres.
Cordoba.
Rosario.

BOLIVIA—

La Paz.

BRAZIL—

Bahia.
Para.
Pernambuco.
Rio de Janeiro.
Santos.

CHILE—

Antofagasta.
Arica.
Coquimbo.
Iquique.
Valparaiso.

COLOMBIA—

Barranquilla.
Bogotá.
Cartagena.
Colón (Aspinwall).
Medellin.
Panama.

COSTA RICA—

Puerto Limon.
Punta Arenas.
San José.

CUBA—

Cienfuegos.
Habana.
Santiago.

DOMINICAN REPUBLIC—

Puerto Plata.
Samana.
Santo Domingo.

ECUADOR—

Guayaquil.

GUATEMALA—

Guatemala.

HAITI—

Cape Haitien.
Port au Prince.

HONDURAS—

Ceiba.
Puerto Cortes.
Tegucigalpa.
Útila.

MEXICO—

Acapulco.
Chihuahua.
Ciudad Juarez.
Ciudad Portirio Diaz.
Durango.
Ensenada.
La Paz.
Matamoros.
Mazatlan.
Mexico.
Monterey.
Nogales.
Nuevo Laredo.
Progreso.
Saltillo.
Tampico.
Tuxpan.
Vera Cruz.

NICARAGUA—

Managua.
San Juan del Norte.

PARAGUAY—

Asunción.

PERU—

Callao.

SALVADOR—

San Salvador.

URUGUAY—

Colonia.
Montevideo.
Paysandu.

VENEZUELA—

La Guayra.
Maracaibo.
Puerto Cabello.

CONSULATES OF THE LATIN-AMERICAN REPUBLICS—Continued.

HONDURAS.			
Alabama	Mobile.		
California	Los Angeles. San Diego. San Francisco.		
Illinois	Chicago.		
Kansas	Kansas City.		
Kentucky	Louisville.		
Louisiana	New Orleans.		
Maryland	Baltimore.		
Michigan	Detroit.		
Missouri	St. Louis.		
New York	New York City.		
Pennsylvania	Philadelphia.		
Texas	Galveston.		
Washington	Seattle.		
MEXICO.			
Alabama	Mobile.		
Arizona	Naco. Nogales. Phoenix. Tucson. Yuma.		
California	San Diego. San Francisco.		
Colorado	Denver.		
Florida	Pensacola.		
Illinois	Chicago.		
Louisiana	New Orleans.		
Maryland	Baltimore.		
Massachusetts	Boston.		
Mississippi	Pascagoula.		
Missouri	Kansas City. St. Louis.		
New York	New York City.		
Ohio	Cincinnati.		
Oregon	Portland.		
Pennsylvania	Philadelphia.		
Philippine Islands	Manila.		
Porto Rico	San Juan.		
Texas	Brownsville. Eagle Pass. El Paso. Galveston. Laredo. Rio Grande City. Sabine Pass. San Antonio. Norfolk.		
Virginia			
NICARAGUA.			
Alabama	Mobile.		
California	Los Angeles. San Diego. San Francisco.		
Illinois	Chicago.		
Kansas	Kansas City.		
Kentucky	Louisville.		
Louisiana	New Orleans.		
Maryland	Baltimore.		
Massachusetts	Boston.		
Michigan	Detroit.		
Missouri	St. Louis.		
New York	New York City.		
Pennsylvania	Philadelphia.		
Porto Rico	Ponce.		
Texas	San Juan. Galveston.		
Virginia	Norfolk. Newport News.		
Washington	Seattle.		
PARAGUAY.			
Alabama	Mobile.		
Delaware	Wilmington.		
District of Columbia	Washington.		
Georgia	Savannah.		
PARAGUAY—Continued.			
Illinois	Chicago.		
Indiana	Indianapolis.		
Maryland	Baltimore.		
Michigan	Detroit.		
Missouri	Kansas City. St. Louis.		
New Jersey	Newark. Trenton.		
New York	Buffalo. New York City. Rochester.		
Ohio	Cincinnati.		
Pennsylvania	Philadelphia.		
PERU.			
Alabama	Mobile.		
California	San Diego. San Francisco.		
District of Columbia	Washington.		
Hawaii	Honolulu.		
Illinois	Chicago.		
Louisiana	New Orleans.		
Maryland	Baltimore.		
Massachusetts	Boston.		
New York	New York City.		
Pennsylvania	Philadelphia.		
Porto Rico	San Juan.		
SALVADOR.			
California	San Diego.		
New York	San Francisco. New York City.		
URUGUAY.			
Alabama	Mobile.		
California	San Francisco.		
Florida	Apalachicola. Fernandina. Pensacola. St. Augustine. Brunswick. Savannah.		
Georgia	Chicago.		
Illinois	New Orleans.		
Louisiana	Bangor. Calais. Portland. Baltimore.		
Maine	Boston. Scranton.		
Maryland	New York City.		
Massachusetts	Philadelphia.		
Mississippi	Manila.		
New York	Charleston. Galveston. Norfolk. Richmond.		
Pennsylvania			
Philippine Islands			
South Carolina			
Texas			
Virginia			
VENEZUELA.			
California	Los Angeles. San Francisco.		
Florida	Pensacola.		
Illinois	Chicago.		
Iowa	Des Moines.		
Maryland	Baltimore.		
Michigan	Detroit.		
Minnesota	St. Paul.		
New Jersey	Jersey City.		
New York	New York City.		
Ohio	Cincinnati.		
Pennsylvania	Philadelphia.		
Porto Rico	Arecibo. Mayaguez.		
Texas	Ponce. Galveston.		
Virginia	Norfolk.		

WEIGHTS AND MEASURES.

The following table gives the chief weights and measures in commercial use in Mexico and the Republics of Central and South America, and their equivalents in the United States:

Denomination.	Where used.	United States equivalents.
Are	Metric	0.02471 acre.
Arabe	Paraguay	25 pounds.
Arroba (dry)	Argentine Republic	25.3171 pounds.
Do	Brazil	32.38 pounds.
Do	Cuba	25.3664 pounds.
Do	Venezuela	25.4024 pounds.
Arroba (liquid)	Cuba and Venezuela	4.263 gallons.
Barril	Argentine Republic and Mexico	20.0787 gallons.
Carga	Mexico and Salvador	300 pounds.
Centaro	Central America	4.2631 gallons.
Cuadra	Argentine Republic	4.2 acres.
Do	Paraguay	78.9 yards.
Do	Paraguay (square)	8.077 square feet.
Do	Uruguay	2 acres (nearly).
Cubic meter	Metric	35.3 cubic feet.
Fanega (dry)	Central America	1.5745 bushels.
Do	Chile	2.575 bushels.
Do	Cuba	1.599 bushels.
Do	Mexico	1.54728 bushels.
Do	Uruguay (double)	7.776 bushels.
Do	Uruguay (single)	3.888 bushels.
Do	Venezuela	1.599 bushels.
Frasco	Argentine Republic	2.5096 quarts.
Do	Mexico	2.5 quarts.
Gram	Metric	15.432 grains.
Hectare	do	2.471 acres.
Hectoliter (dry)	do	2.838 bushels.
Hectoliter (liquid)	do	26.417 gallons.
Kilogram (kilo)	do	2.2046 pounds.
Kilometer	do	0.621376 mile.
League (land)	Paraguay	4.633 acres.
Libra	Argentine Republic	1.0127 pounds.
Do	Central America	1.043 pounds.
Do	Chile	1.014 pounds.
Do	Cuba	1.0161 pounds.
Do	Mexico	1.01465 pounds.
Do	Peru	1.0143 pounds.
Do	Uruguay	1.0143 pounds.
Do	Venezuela	1.0161 pounds.
Liter	Metric	1.0567 quarts.
Livre	Guiana	1.0791 pounds.
Manzana	Costa Rica	1.5-6 acres.
Marc	Bolivia	0.507 pound.
Meter	Metric	39.37 inches.
Pie	Argentine Republic	0.9478 foot.
Quintal	do	101.42 pounds.
Do	Brazil	130.06 pounds.
Do	Chile, Mexico, and Peru	101.61 pounds.
Do	Paraguay	100 pounds.
Quintal (metric)	Metric	220.46 pounds.
Suerte	Uruguay	2,700 cuadras. (See Cuadra.)
Vara	Argentine Republic	34.1208 inches.
Do	Central America	33.874 inches.
Do	Chile and Peru	33.367 inches.
Do	Cuba	33.384 inches.
Do	Mexico	33 inches.
Do	Paraguay	34 inches.
Do	Venezuela	33.384 inches.

METRIC WEIGHTS AND MEASURES.

METRIC WEIGHTS.

Milligram (1/1000 gram) equals 0.0154 grain.
 Centigram (1/100 gram) equals 0.1543 grain.
 Decigram (1/10 gram) equals 1.5432 grains.
 Gram equals 15.432 grains.
 Decagram (10 grams) equals 0.3527 ounce.
 Hectogram (100 grams) equals 3.5274 ounces.
 Kilogram (1,000 grams) equals 2.2046 pounds.
 Myriagram (10,000 grams) equals 22.046 pounds.
 Quintal (100,000 grams) equals 220.46 pounds.
 Millier or tonneau—ton (1,000,000 grams) equals **2,204.6 pounds.**

METRIC DRY MEASURE.

Milliliter (1/1000 liter) equals 0.061 cubic inch.
 Centiliter (1/100 liter) equals 0.6102 cubic inch.
 Deciliter (1/10 liter) equals 6.1022 cubic inches.
 Liter equals 0.908 quart.
 Decaliter (10 liters) equals 9.08 quarts.
 Hectoliter (100 liters) equals 2.838 bushels.
 Kiloliter (1,000 liters) equals 1.308 cubic yards.

METRIC LIQUID MEASURE.

Milliliter (1/1000 liter) equals 0.27 fluid dram.
 Centiliter (1/100 liter) equals 0.338 fluid ounce.
 Deciliter (1/10 liter) equals 0.845 gill.
 Liter equals 1.0567 quarts.
 Decaliter (10 liters) equals 2.6417 gallons.
 Hectoliter (100 liters) equals 26.417 gallons.
 Kiloliter (1,000 liters) equals 264.17 gallons.

METRIC MEASURES OF LENGTH.

Millimeter (1/1000 meter) equals 0.0394 inch.
 Centimeter (1/100 meter) equals 0.3937 inch.
 Decimeter (1/10 meter) equals 3.937 inches.
 Meter equals 39.37 inches.
 Decameter (10 meters) equals 393.7 inches.
 Hectometer (100 meters) equals 328 feet 1 inch.
 Kilometer (1,000 meters) equals 0.62137 mile (3,280 feet 10 inches).
 Myriameter (10,000 meters) equals 6.2137 miles.

METRIC SURFACE MEASURE.

Centare (1 square meter) equals 1,550 square inches.
 Are (100 square meters) equals 119.6 square yards.
 Hectare (10,000 square meters) equals 2.471 acres.

The metric system has been adopted by the following-named American countries: Argentine Republic, Bolivia, Brazil, Chile, Colombia, Costa Rica, Ecuador, Honduras, Mexico, Paraguay, United States of America, and Venezuela.

PRICE LIST OF PUBLICATIONS.

	PRICE.
Annual Reports of the Director of the Bureau, 1891-1904. (Sent upon request.)	
Bulletin of the Bureau, published monthly since October, 1893, in English, Spanish, Portuguese, and French. Average 225 pages, 4 volumes a year.	
Yearly subscription (in countries of the International Union of American Republics).....	\$2.00
Yearly subscription (other countries).....	2.50
Single copies.....	.25
Orders for the Bulletin should be addressed to the Chief Clerk of the Bureau.	
Code of Commercial Nomenclature, 1897. (Spanish, English, and Portuguese.)	
645 pages, 4°, cloth.....	2.50
Code of Commercial Nomenclature, 1897. (Portuguese, Spanish, and English.)	
640 pages, 4°, cloth.....	2.50
NOTE.—Designates in alphabetical order, in equivalent terms in English, Portuguese, and Spanish, the commodities of American nations on which import duties are levied.	

SPECIAL COMMERCIAL BULLETINS.

Worthington's Commercial Report, 1899. (Argentine Republic, Brazil, Chile, and Uruguay.) 178 pages, 8°.....	.35
(A reprint of reports 1 to 6 received from a special commissioner appointed by the British Board of Trade to report upon trade in certain South American countries.)	
Money, Weights, and Measures of the American Republics, 1891. 12 pages, 8°.....	.05
Report on Coffee, with special reference to the Costa Rican product, etc. Washington, 1901. 15 pages, 8°.....	.10
El café. Su historia, cultivo, beneficio, variedades, producción, exportación, importación, consumo, etc. Datos extensos presentados al Congreso relativo al café que se reunirá en Nueva York el 1° de octubre de 1902. 167, iii pages, 8°. Bibliography, page 164.....	.50
Coffee. Extensive information and statistics. (English edition of the above.) 108 pages, 8°. Bibliography, page 100.....	.50
Leyes y reglamentos sobre privilegios de invención y marcas de fábrica en los países hispano-americanos, el Brasil y la República de Haití. Revisado hasta agosto de 1904. Washington, 1904. 415 pages, 8°. Bibliography, page 193.	1.00
Patent and trade-mark laws of the Spanish American Republics, Brazil, and the Republic of Haiti. Revised to Aug., 1904, Washington, 1904.....	1.00

HANDBOOKS (GENERAL DESCRIPTION AND STATISTICS).

Argentine Republic. A geographical sketch, with special reference to economic conditions, actual development, and prospects of future growth. Washington, 1903. 28 illustrations, 3 maps, 366 pages, 8°. Bibliography, page 336....	1.00
Bolivia. Geographical sketch, natural resources, laws, economic conditions, actual development, prospects of future growth. Washington, 1904. Illustrated, 214 pages, 8°.....	1.00
Brazil. Geographical sketch, with special reference to economic conditions and prospects of future development. 1901. 233 pages, 8°.....	.75
Guatemala. 1897. (2d edition revised.) Illustrated, 119 pages, 8°.....	.25
Honduras. Geographical sketch, natural resources, laws, economic conditions, actual development, prospects of future growth. Washington, 1904. Illustrated, economic and telegraphic maps, 252 pages, 8°.....	1.00
Mexico. Geographical sketch, natural resources, laws, economic conditions, actual development, prospects of future growth. Washington, 1904. Illustrated, 454 pages, 8°.....	1.00

	PRICE.
Paraguay. Second edition, revised and enlarged, with a chapter on the native races. 1902. Illustrated, map, 187 pages, 8°. Bibliography, page 141	\$0.75
Venezuela. Geographical sketch, natural resources, laws, economic conditions, actual development, prospects of future growth. Washington, 1904. Illustrated, railway map, 608 pages, 8°. Bibliography, page 543	1.00

BIBLIOGRAPHICAL BULLETINS.

Brazil. A list of books, magazine articles, and maps relating to Brazil. 1800-1900. Washington, 1901. 145 pages, 8°	1.00
Central America. A list of books, magazine articles, and maps relating to Central America, including the Republics of Costa Rica, Guatemala, Honduras, Nicaragua, and Salvador. 1800-1900. Washington, 1902. 109 pages, 8°50
Chile. A list of books, magazine articles, and maps relating to Chile. Washington, 1903. 110 pages, 8°	1.00
Paraguay. A list of books, magazine articles and maps relating to Paraguay. 53 pages, 8°. Washington, 1904	1.00

MAPS.

Guatemala. From official and other sources. 1902. Scale of 12.5 miles to 1 inch (1:792,000). In 2 sheets, each sheet 71 x 76 cm. No. 1. General features. No. 2. Agricultural	1.00
Mexico. From official Mexican and other sources. 1900. Scale of 50 miles to 1 inch. In 2 sheets, each sheet 108 x 80 cm. No. 1. General map. No. 2. Agricultural areas	1.00
Nicaragua. From official and other sources. 1904. Scale of 12.5 miles to 1 inch (1:192,000). In 2 sheets, each sheet 80 x 80 cm. No. 1. General map. No. 2. Agricultural	1.00
Bolivia. Mapa de la república de Bolivia, mandado organizar y publicar por el Presidente Constitucional General José Manuel Pando. Scale 1:2,000,000. La Paz, 1901. (Reprint International Bureau of the American Republics, 1904)	1.00
Costa Rica. From official and other sources. 1903. Scale of 12.5 miles to 1 inch (792,000)50

LIST OF BOOKS AND MAPS IN COURSE OF PREPARATION.

LAW MANUALS.

American Constitutions. A compilation of the political constitutions of the independent States of America, in the original text, with English and Spanish translations. Washington, 1905. 2 vols., 8° (each)	1.00
Will be ready for distribution about October 1st.	
A comparative study of the Spanish Code of Commerce and the Commercial Laws of America. (Full title will be given later.)	
Land and Immigration Laws of American Republics. (To replace edition of 1893.)	

HANDBOOKS.

The United States. (In Spanish.) Manual de los Estados Unidos de América.	
Chile.	
Cuba.	
Dominican Republic.	
Haiti.	
Nicaragua.	

MAPS.

Maps are in course of preparation of the Republics of Brazil, Honduras, and Salvador.

The Bureau has for distribution a limited supply of the following reports:

	PRICE.
Reports of the International American Conference of 1890. Reports of committees and discussions thereon. (Revised under the direction of the executive committee by order of the conference, adopted March 7, 1890.) Vols. 1, 2, 3, and 4, cloth, 4°. Set.....	\$3.00
International American Conference Reports and Recommendations. 1890. Includes reports of the plan of arbitration, reciprocity treaties, intercontinental railway, steamship communication, sanitary regulations, common silver coin, patents and trade-marks, weights and measures, port dues, international law, extradition treaties, international bank, memorial tablet, Columbian exposition—	
Octavo, bound in paper.....	.25
Octavo, bound in half morocco.....	1.00
Intercontinental Railway Reports. Report of the intercontinental railway commission. Washington, 1898. 7 vols., 4°, three of maps and four of text, cloth. Set.....	25.00
Message from the President of the United States, transmitting a communication from the Secretary of State submitting the report, with accompanying papers, of the delegates of the United States to the Second International Conference of American States, held at the City of Mexico from October 22, 1901, to January 22, 1902. Washington, 1902. 243 pages. 8°. (57th Congress, 1st session, Senate Doc. No. 330.) Sent upon proper application.	
Message from the President of the United States, transmitting a report from the Secretary of State, with accompanying papers, relative to the proceedings of the International Congress for the study of the production and consumption of coffee, etc. Washington, 1903. 312 pages. 8° (paper). (57th Congress, 2d session, Senate Doc. No. 35.) Sent upon proper application.	
Message from the President of the United States, transmitting a report by the Secretary of State, with accompanying papers, relative to the proceedings of the First Customs Congress of the American Republics, held at New York in January, 1903. Washington, 1903. 195 pages. 8° (paper). (57th Congress, 2d session, Senate Doc. No. 180.) Sent upon proper application.	
Transactions of the First General International Sanitary Convention of the American Republics, held at Washington, December 2, 3, and 4, 1902, under the auspices of the Governing Board of the International Union of the American Republics. Washington, 1903. (57th Congress, 2d session, Senate Doc. No. 169.) (In Spanish and English.) Sent upon proper application.	
Costa Rica—The land, its resources and its people. By Richard Villafranca. New York, 1895. 139 pages. 8° (paper). Sent upon proper application.	

NOTE.—Senate documents, listed above, containing reports of the various International American Congresses, may also be obtained through members of the United States Senate and House of Representatives.

Payment is required to be made in cash, money orders, or by bank drafts on banks in New York City or Washington, D. C., payable to the order of the INTERNATIONAL BUREAU OF THE AMERICAN REPUBLICS. Individual checks on banks outside of New York or Washington, or postage stamps, can not be accepted.

VALUE OF LATIN-AMERICAN COINS.

The following table shows the value, in United States gold, of coins representing the monetary units of the Central and South American Republics and Mexico, estimated quarterly by the Director of the United States Mint, in pursuance of act of Congress:

ESTIMATE OCTOBER 1, 1905.

Countries.	Standard.	Unit.	Value in U. S. gold or silver.	Coins.
ARGENTINE REPUBLIC.	Gold	Peso	\$.965	Gold—Argentine (\$4.824) and $\frac{1}{2}$ Argentine. Silver—Peso and divisions.
BOLIVIA	Silver	Boliviano	.441	Silver—Boliviano and divisions.
BRAZIL	Gold	Milreis	.546	Gold—5, 10, and 20 milreis. Silver— $\frac{1}{2}$, 1, and 2 milreis.
CENTRAL AMERICAN STATES—				
Costa Rica	Gold	Colon	.465	Gold—2, 5, 10, and 20 colons (\$9.307). Silver—5, 10, 25, and 50 centimos.
British Honduras	Gold	Dollar	1.000	
Guatemala	Silver	Peso	.441	Silver—Peso and divisions.
Honduras				
Nicaragua				
Salvador				
CHILE	Gold	Peso	.385	Gold—Escudo (\$1.825), doubloon (\$3.650), and condor (\$7.300). Silver—Peso and divisions.
COLOMBIA	Silver	Peso	1.000	Gold—Condor (\$9.647) and double condor. Silver—Peso and divisions.
CUBA	Gold	Peso	.910	Gold—Centen (\$5.017), alphonse (\$4.823). Silver—Peso.
ECUADOR	Gold	Sucre	.487	Gold—10 sucres (\$4.8665). Silver—Sucre and divisions.
HAITI	Gold	Gourde	.965	Gold—1, 2, 5, and 10 gourdes. Silver—Gourde and divisions.
MEXICO	Gold	Peso ^a	.498	Gold—5 and 10 pesos. Silver—Dollar (or peso) and divisions.
PANAMA	Gold	Balboa	1.000	Gold—1, 2 $\frac{1}{2}$, 5, 10, and 20 balboas. Silver—Peso and divisions.
PERU	Gold	Sol	.487	Gold—Libra (\$4.8665). Silver—Sol and divisions.
URUGUAY	Gold	Peso	1.034	Gold—Peso. Silver—Peso and divisions.
VENEZUELA	Gold	Bolivar	.193	Gold—5, 10, 20, 50, and 100 bolivars. Silver—5 bolivars.

^a 75 centigrams fine gold.

Paraguay has no gold or silver coins of its own stamping. The silver peso of other South American Republics circulates there, and has the same value as in the countries that issue it.

enting
, esti-
act of

4) and
ns.
divi-
reis.
eis.
colons
0 cen-

ns.
doub-
ondor
ns.
and
ns.
, al-

).
ons.
urdes.
isions.

) and
nd 20
ns.

s.
ns.
d 100

other
coun-



SEÑOR DON ISMAEL MONTES, PRESIDENT OF BOLIVIA.

BOLETÍN MENSUAL

DE LA

OFICINA INTERNACIONAL DE LAS REPÚBLICAS AMERICANAS,

Unión Internacional de Repúblicas Americanas.

VOL. XXI.

OCTUBRE DE 1905.

No. 4.

SEGUNDA CONVENCION GENERAL SANITARIA INTERNACIONAL DE LAS REPUBLICAS AME- RICANAS.

Á virtud de convocatoria expedida en tiempo oportuno, se celebraron en esta ciudad de Washington, entre el 9 y el 14 del corriente mes de octubre, en los salones destinados al efecto del Hotel New Willard, las sesiones de la Segunda Convención General Sanitaria Internacional de la Repúblicas Americanas.

Concurrieron á ellas, por designación de sus respectivos Gobiernos, los Señores siguientes:

Por Costa Rica, el Doctor Don JUAN J. ULLOA, e. Vicepresidente, ex-Ministro del Interior de Costa Rica, y ex-Presidente de la Facultad Médica de Costa Rica.

Por Cuba, el Doctor Don JUAN GUITERAS, Miembro de la Junta Superior de Sanidad de Cuba, Director del Hospital Las Ánimas, Profesor de Patología General y de Medicina Tropical de la Universidad de la Habana, y el Doctor Don ENRIQUE B. BARNET, Jefe del Departamento de Sanidad de la Habana, Vocal y Secretario de la Junta Superior de Sanidad de Cuba.

Por Ecuador, el Doctor Don SERAFIN S. WITHER, Encargado de Negocios *ad interim* y Cónsul General del Ecuador en la ciudad de New York, y el Doctor Don MIGUEL H. ALCIVAR, Vocal de la Junta Superior de Sanidad de Guayaquil, Profesor de la Facultad de Medicina, y Cirujano del Hospital General de Guayaquil.

Por los Estados Unidos de América, el Doctor Don WALTER WYMAN, Cirujano General del Servicio de Salud Pública y Hospitales de Marina de los Estados Unidos; el Doctor Don H. D. GEDDINGS, Cirujano General, Ayudante del Servicio de Salud Pública y Hospi-

tales de Marina de los Estados Unidos y Representante de los Estados Unidos en la Convención Sanitaria de París; el Doctor Don J. F. KENNEDY, Secretario de la Oficina de Salud Pública del Estado de Iowa; el Doctor Don JOHN S. FULTON, Secretario de la Oficina de Salud Pública del Estado de Maryland, el Doctor Don WALTER D. McCAW, Cirujano Mayor del Ejército de los Estados Unidos; el Doctor Don J. D. GATEWOOD, Cirujano de la Marina de los Estados Unidos, y el Doctor Don H. L. E. JOHNSON, Miembro de la Asociación Médica Americana, y Vocal de su Junta Directiva.

Por Chile, el Doctor Don EDUARDO MOORE, Catedrático de la Facultad de Medicina de la Universidad de su país y médico de hospital.

Por la República Dominicana, su Ministro residente en Washington, Licenciado Don EMILIO C. JOUBERT.

Por Guatemala, el Doctor Don JOAQUÍN YELA, Cónsul General de su nación en New York.

Por México, el Doctor Don EDUARDO LICEAGA, Presidente del Consejo Superior de Salubridad de México, Director y Profesor de la Escuela Nacional de Medicina, Miembro de la Academia de Medicina.

Por Nicaragua, el Doctor Don J. L. MEDINA, Miembro del Segundo Congreso Médico Panamericano de la Ciudad de la Habana en 1901.

Por el Perú, el Doctor Don DANIEL EDUARDO LAVORERÍA, Profesor de la Facultad de Medicina, Miembro de la Academia Nacional de Medicina, Médico del Hospital Dos de Mayo, Jefe de la Sección de Higiene del Ministerio de Fomento.

Por Uruguay, el Señor Don PEDRO REQUENA BERMUDEZ, Encargado de Negocios *ad interim* del Gobierno antedicho cerca del Gobierno de Washington, que asistió por cortesía, en virtud de no haber recibido aún sus credenciales.

Por Venezuela, el Señor Don NICOLÁS VELOZ-GOITICOA, Encargado de Negocios de su país en los Estados Unidos de América.

En la sesión inaugural que tuvo efecto el día 9, y comenzó á las 11 de la mañana, el Señor Doctor WALTER WYMAN, Médico Mayor del Servicio de Hospitales de Marina de los Estados Unidos de América y Presidente de la Oficina Internacional Sanitaria de las Repúblicas Americanas, establecida en esta ciudad, que funcionaba, como Presidente Provisional de la Convención, arengó brevemente á los Señores Delegados explicando el objeto de la reunión y presentando ál Honorable Señor ELIHU ROOT, Secretario de Estado de los Estados Unidos de América, que, en nombre de su Gobierno, pronunció el discurso de bienvenida á los Señores Delegados, que, traducido al castellano, se inserta en otro lugar de este número. Después del Honorable Señor ROOT hablaron sucesivamente el Honorable Señor H. A. TAYLOR, Secretario Interino de Hacienda de los Estados Unidos de América, que concurrió al acto por virtud de que el servicio de sanidad se encuentra comprendido entre los que corresponden á su De-

partamento; el Señor Don GONZALO DE QUESADA, Ministro de Cuba, que contestó en nombre de los Señores Delegados á los discursos de los Honorables Señor ROOT y Señor TAYLOR, y el Señor WILLIAMS C. Fox, Director de la Oficina Internacional de las Repúblicas Americanas, que, en nombre de esta, manifestó en términos adecuados los sentimientos de simpatía y buena voluntad que la Oficina abraza en favor de la Convención y el ardiente deseo de que sus trabajos resulten coronados con el mayor éxito.

Procedióse en seguida al nombramiento de la mesa permanente de la Convención, resultando elegido para Presidente el Honorable Señor Doctor WALTER WYMAN, y para Secretario el Señor Doctor Don JUAN J. ULLOA, Delegado por Costa Rica. Tuvo lugar, después de esto, el nombramiento de una Comisión, que en unión del Señor Presidente de la Convención, tuviese á su cargo la distribución de los trabajos, el orden en que habrían de presentarse, y todo lo demás conducente al pronto y eficaz despacho de los asuntos sometidos á la consideración de la asamblea.

El segundo día se dedicó por completo á la lectura y discusión de varios informes, relativos á los países representados en la Convención, y de otros trabajos, en su mayor parte, sobre asuntos de higiene, que fueron sometidos por los Señores Delegados. Y á fin de dar tiempo á la Comisión nombrada para que formulase definitivamente el programa de los trabajos, y poder corresponder al mismo tiempo al acto de cortesía del Gobierno de los Estados Unidos de América, que había puesto á disposición de los Señores Delegados el buque del resguardo marítimo denominado *Winona*, para que pudiesen hacer una excursión por el río, y visitar el establecimiento militar de Indian Head, y la tumba de Jorge Washington en Mount Vernon, se determinó que no hubiera reunión hasta el jueves 12.

El primer asunto de que se trató ese día fué una proposición encaminada á la adopción por las diferentes Repúblicas americanas de la Nueva Farmacopea de los Estados Unidos de América. Esta proposición fué adoptada al siguiente día, y dice como sigue:

“Por cuanto la Junta Directiva de la Convención de la Farmacopea de los Estados Unidos nombrada por la Asociación Farmacéutica americana acaba de publicar la décima edición de la Farmacopea de los Estados Unidos;

“Y por cuanto esta edición revisada de la referida Farmacopea contiene nuevas fórmulas de gran valor, así en el terreno de la terapéutica, como en el de la prevención de las enfermedades epidémicas, y representa el mejor resultado de los estudios y trabajos ejecutados por expertos en estas materias:

“*Por tanto se resuelve*, que la traducción al castellano de esta Farmacopea de los Estados Unidos será de grand utilidad á la profesión

médica, y á los farmacéuticos, en todas y cada una de las Repúblicas representadas en esta Convención; y

“ *Se resuelve*, además, que la referida Farmacopea sea sometida á la consideración de los diferentes Gobiernos, á fin de que en la próxima reunión en México, informen lo que les parezca oportuno, todo esto con el objeto de que se adopte para todas las Repúblicas Americanas una Farmacopea internacional; y

“ *Se resuelve*, además, que se inquiera de la Oficina Internacional Sanitaria, si es posible sufragar los gastos de vertir é imprimir en castellano la referida obra, usando de los fondos á que se refiere el artículo 7° de las resoluciones adoptadas por la Segunda Conferencia Panamericana en la ciudad de México, en el invierno de 1901 á 1902, en el concepto de que debe hacerse una edición de 5,000 ejemplares; y

“ *Se resuelve*, por último, que si no fuere posible usar los fondos á que se refiere el artículo 7° de las antedichas resoluciones para satisfacer los gastos de la traducción é impresión de la obra de que se trata, se pase el asunto á informe de la Oficina Internacional de las Repúblicas Americanas, con la súplica de que ella atienda, si es posible, á que se hagan las referidas traducción é impresión.”

La consideración de los acuerdos de la última Conferencia Internacional Sanitaria tenida en París, relativos al modo de impedir la propagación del cólera y la peste bubónica, adicionándolos con lo que se acordó respecto á la fiebre amarilla, comenzó en ese día, y continuó el siguiente, hasta que por fin el sábado, al medio día, se adoptaron por unanimidad las recomendaciones, cuyo texto castellano, tal como vino de la Convención, es como sigue:

CONVENCIÓN.

CAPÍTULO I.

“PRESCRIPCIONES QUE DEBERÁN OBSERVAR LOS PAÍSES SIGNATARIOS DE LA CONVENCIÓN CUANDO EL CÓLERA, LA PESTE Ó LA FIEBRE AMARILLA APAREZCA EN SU TERRITORIO.

“SECCIÓN PRIMERA.—*Notificación y comunicaciones ulteriores á los otros países.*

“ARTÍCULO I. Cada Gobierno debe notificar inmediatamente á los otros la primera aparición, en su territorio, de los casos confirmados de peste, cólera ó de fiebre amarilla.

“ART. II. Esta notificación irá acompañada ó muy prontamente seguida de informes circunstanciados sobre:

- (1) Lugar en donde la enfermedad apareció.
- (2) Fecha de su aparición, origen y forma.
- (3) Número de casos comprobados y de defunciones.
- (4) Para la peste: la existencia, entre las ratas y ratones, de la peste

ó de una mortalidad insólita; y para la fiebre amarilla: la existencia del *Stegomyia fasciata* en la localidad.

“(5) Las medidas tomadas inmediatamente después de esta primera aparición.

“ART. III. La notificación y las informaciones indicadas en los artículos I y II serán dirigidas á los agentes diplomáticos ó consulares en la capital del país contaminado, sin que ésto sea obstáculo para que los jefes de las oficinas sanitarias superiores se comuniquen estas noticias entre sí directamente.

“A los países que no tengan representación diplomática ó consular en el país contaminado les serán transmitidas directamente por telégrafo.

“ART. IV. La notificación y las informaciones indicadas en los artículos I y II serán seguidas de comunicaciones ulteriores hechas de un modo regular, de manera de tener á los Gobiernos al corriente del curso de la epidemia.

“Estas comunicaciones, que se harán á lo menos una vez por semana, y que serán tan completas como sea posible, indicarán muy particularmente las precauciones tomadas, con el objeto de impedir la extensión de la enfermedad.

“Ellas deben precisar: (1) las medidas profilácticas adoptadas con respecto á la inspección sanitaria ó á la visita médica, al aislamiento y la desinfección; (2) las medidas tomadas á la partida de los buques para impedir la exportación del mal y, especialmente, en el caso previsto por el inciso (4) del artículo II, arriba mencionado, las medidas tomadas contra las ratas, ratones y mosquitos.

“ART. V. El pronto y fiel cumplimiento de las prescripciones que preceden es de una importancia primordial.

“Las notificaciones no tienen valor real sino cuando cada Gobierno está prevenido, á tiempo, de los casos de peste, de cólera y de fiebre amarilla, y de los casos dudosos sobrevenidos en su territorio. Se recomienda, pues, encarecidamente á los diversos Gobiernos que hagan obligatoria la declaración de los casos de peste, de cólera y de fiebre amarilla, y que obtengan informaciones sobre cualquiera mortalidad insólita en las ratas ó ratones, particularmente en los puertos.

“ART. VI. Se entiende que los países vecinos se reservan el derecho de hacer arreglos especiales con el objeto de organizar un servicio de informaciones directas entre los jefes de las administraciones de las fronteras.

“SECCIÓN SEGUNDA.— *Condiciones que permiten considerar una circunscripción territorial como contaminada ó como libre ya de la enfermedad.*

“ART. VII. La notificación de un primer caso de peste, ó cólera ó de fiebre amarilla, no impone, contra la circunscripción territorial en

donde se ha producido, la aplicación de las medidas previstas en el Capítulo II, que más adelante se declararán.

“Pero cuando varios casos de peste ó uno de fiebre amarilla no importados, se han manifestado, ó cuando los casos de cólera forman foco, la circunscripción se declara contaminada.

“ART. VIII. Para restringir las medidas únicamente á las regiones atacadas, los Gobiernos no deben aplicarlas sino á las procedencias de las circunscripciones contaminadas.

“Se entiende por la palabra *circunscripción* una parte del territorio bien determinada en las informaciones que acompañen ó sigan á la notificación, así: una provincia, un estado, un ‘gobierno,’ un distrito, un departamento, un cantón, una isla, una comuna, una ciudad, un barrio de una ciudad, una aldea, un puerto, un *polder*, una aglomeración, etc., cualesquiera que sean la extensión y la población de esas porciones de territorio.

“Pero esta restricción limitada á la circunscripción contaminada, no debe ser aceptada, sino con la condición formal de que el Gobierno del país contaminado, tome las medidas necesarias: (1) para prevenir, á menos de desinfección previa, la exportación de los objetos á que se refieren los incisos (1) y (2) del Artículo II, procedentes de la circunscripción contaminada; y (2) para combatir la extensión de la epidemia y con la condición de que no haya duda de que las autoridades sanitarias del país infectado han cumplido fielmente con el Artículo I de esta Convención.

“Cuando una circunscripción esté contaminada, no se tomará ninguna medida restrictiva contra las procedencias de esa circunscripción, si esas procedencias las han abandonado cinco días al menos antes del principio de la epidemia.

“ART. IX. Para que una circunscripción no se considere ya como contaminada, se necesita la comprobación oficial: (1) de que no ha habido ni defunciones ni caso nuevo de peste ó de cólera desde hace cinco días, sea después del aislamiento^a, sea después de la muerte ó de la curación del último pestoso ó colérico; en el caso de fiebre amarilla el período será de dieciocho días; pero los Gobiernos se reservan el derecho de prolongar este período. (2) Que todas las medidas de desinfección han sido aplicadas, y si se trata de los casos de peste, que se han ejecutado las medidas contra las ratas, y en el caso de fiebre amarilla que se han ejecutado las medidas contra el mosquito.

^a La palabra “aislamiento” significa: aislamiento del enfermo, de las personas que lo cuidaban de un modo permanente ó interdicción de visitas de cualquiera otra persona, exceptuándose el médico.

Por la palabra “aislamiento,” tratándose de fiebre amarilla, se entenderá: aislamiento del enfermo en una sala que tenga sus puertas y ventanas provistas de mallas de alambre que impidan que los mosquitos puedan picar á los enfermos.

"CAPÍTULO II°.

"MEDIDAS DE DEFENSA TOMADAS POR LOS OTROS PAÍSES CONTRA LOS TERRITORIOS DECLARADOS CONTAMINADOS.

"SECCIÓN PRIMERA.—*Publicación de las medidas prescritas.*

"ART. X. El Gobierno de cada país está obligado á publicar inmediatamente las medidas que crea necesario prescribir contra las procedencias de un país ó de una circunscripción contaminada.

"Comunicará en el acto esta publicación al agente diplomático ó consular del país contaminado, residente en su capital, así como á la Oficina Sanitaria Internacional.

"Está igualmente obligado á hacer conocer, por las mismas vías, la revocación de estas medidas ó las modificaciones de que hayan sido objeto.

"Á falta de agente diplomático ó consular en la capital, las comunicaciones se harán directamente al Gobierno del país interesado.

"SECCIÓN SEGUNDA.—*Mercancías—Desinfección—Importación y tránsito—Equipajes.*

"ART. XI. No existen mercancías que sean por sí mismas capaces de transmitir la peste, el cólera, ó la fiebre amarilla. No son peligrosas sino en el caso en que hayan sido contaminadas por productos pestosos ó coléricos, y en el caso de fiebre amarilla, cuando sean susceptibles de conducir mosquitos.

"ART. XII. Ninguna mercancía ú objeto será sometido á desinfección en caso de fiebre amarilla, pero en el caso previsto al fin del artículo anterior, la desinfección puede hacerse á fin de destruir los mosquitos. En caso de cólera, ó de peste, la desinfección no deberá aplicarse más que á las mercancías y objetos que la autoridad sanitaria local considere como contaminados.

"Sin embargo, las mercancías y objetos enumerados más adelante, pueden ser sometidos á la desinfección y aun prohibida su entrada, independientemente de toda comprobación, de que están ó no contaminados:

"(1) La ropa interior y vestidos que se llevan (efectos de uso) y la ropa de cama ya usada.

"Cuando estos objetos son transportados como equipaje ó á consecuencia de un cambio de domicilio (artículos de instalación) no podrá prohibirse su entrada, y se someterán al régimen del Artículo XIX.

"Los efectos dejados por los soldados ó los marinos muertos, y remitidos á su patria, se asimilarán á los objetos comprendidos en el primer párrafo del inciso (1) de este artículo.

“(2) Los trapos viejos, con excepción en cuanto al cólera, de los trapos viejos comprimidos que se transportan como mercancías, al por mayor, en pacas cinchadas.

“No deberán ser detenidos los desperdicios nuevos que provienen directamente de los talleres de hilado, de tejido, de confección ó de blanqueamiento, las lanas artificiales y los recortes de papel nuevo.

“ART. XIII. En caso de cólera ó de peste no hay razón para prohibir el tránsito á través de un distrito infectado de las mercancías y objetos especificados en los incisos (1) y (2) del artículo anterior, si están embalados de tal modo que no puedan ser infectados en el tránsito.

“De la misma manera, cuando las mercancías ú objetos son transportados de modo que en el camino no hayan podido estar en contacto con los objetos contaminados, su tránsito á través de una circunscripción territorial contaminada no debe ser un obstáculo para su entrada al país de destino.

“ART. XIV. Las mercancías y objetos especificados en los incisos (1) y (2) del artículo XII no caen bajo la aplicación de las medidas de prohibición á la entrada si se demuestra á la autoridad del país de destino que han sido expedidos cinco días al menos antes del principio de la epidemia.

“ART. XV. El modo y el sitio de la desinfección, á la llegada de las mercancías, así como los procedimientos que deberán emplearse para asegurar la destrucción de las ratas y mosquitos, se fijarán por la autoridad del país de destino. Estas operaciones deberán hacerse de manera de deteriorar los objetos lo menos posible.

“Corresponde á cada país arreglar la cuestión relativa al pago eventual de indemnización que resultare de la desinfección ó de la destrucción de las ratas ó mosquitos.

“Si, con ocasión de las medidas tomadas para asegurar la destrucción de las ratas ó los mosquitos á bordo de los buques, la autoridad sanitaria percibiere algún impuesto, sea directamente, sea por intermedio de una sociedad ó de un particular, el monto de este impuesto deberá fijarse por una tarifa publicada de antemano y establecida de manera que no pueda resultar de su aplicación una fuente de beneficios para el Estado ó para la Administración sanitaria.

“ART. XVI. Las cartas y correspondencia, impresos, libros, periódicos, papeles de negocios, etc. (no comprendiendo las encomiendas postales, “*colis-postaux*”), no se someterán á ninguna restricción ni desinfección. En caso de fiebre amarilla, los paquetes postales (*colis postaux*) no se someterán á restricción alguna.

“ART. XVII. Las mercancías, que lleguen por tierra ó por mar, no podrán ser retenidas en las fronteras ni en los puertos.

“Las únicas medidas que se permitirá prescribir respecto á aquéllas, quedan especificadas en el Artículo XII.

Sin embargo, si las mercancías que llegan por mar á granel (vrac) ó en embalajes defectuosos, han sido, durante la travesía, contaminadas por ratas que se reconozcan como apestadas, y si no pueden aquéllas ser desinfectadas, la destrucción de los gérmenes puede asegurarse depositando las mercancías por el tiempo que determine la autoridad sanitaria en el puerto de llegada.

“Se entiende que la aplicación de esta última medida no deberá traer consigo ni detención para la nave, ni gastos extraordinarios que resulten de la falta de almacenes en los puertos.

“ART. XVIII. Cuando las mercancías han sido desinfectadas, por aplicación de las prescripciones del Artículo XII ó puestas en depósito temporal, en virtud del párrafo tercero del Artículo XVII, el propietario ó su representante tiene el derecho de reclamar de la autoridad sanitaria que ha ordenado la desinfección ó el depósito, un certificado que indique las medidas tomadas.

“ART. XIX. Equipajes. La desinfección de la ropa sucia, vestidos y objetos que hacen parte de equipaje ó de mobiliario (artículos de instalación) que provengan de una circunscripción territorial declarada contaminada, no se hará efectiva sino en los casos en que la autoridad sanitaria los considere como contaminados.

“No habrá desinfección de equipajes cuando se trata de fiebre amarilla.

“SECCIÓN TERCERA.—*Medidas en los puertos y en las fronteras de mar.*

“ART. XX. Clasificación de los buques. Se considera como *infectado* el buque que tenga la peste, el cólera ó la fiebre amarilla á bordo, ó que haya presentado uno ó más casos de cólera ó de peste á bordo, durante los últimos siete días, y en caso de fiebre amarilla uno ó más casos durante la travesía.

“Se considera como *sospechosa* la nave á bordo de la cual ha habido casos de peste ó de cólera en el momento de la partida ó durante la travesía, pero en la cual no se ha declarado ningún caso nuevo desde hace siete días. Serán también sospechosos, tratándose de fiebre amarilla, los buques que hayan permanecido en tal proximidad á las costas infectadas, que haya hecho posible la entrada de mosquitos en ellos.

“Se considera como *indemne*, aun cuando llegue de puerto contaminado, una nave que no ha tenido ni defunciones, ni casos de peste, de cólera ó de fiebre amarilla á bordo, sea antes de la partida, sea durante la travesía ó en el momento de la llegada, y que, en el caso de fiebre amarilla, no se haya aproximado á la costa infectada ó una distancia suficiente, á juicio de las autoridades sanitarias, para recibir mosquitos.

“ART. XXI. Los buques *infectados de peste* se someterán al régimen siguiente:

“(1) Visita médica (inspección);

“(2) Los enfermos serán desembarcados inmediatamente y aislados;

“(3) Las otras personas deben ser igualmente desembarcadas, si es posible, y sometidas, á contar desde la llegada á una observación^a que no excederá de cinco días.

“(4) La ropa sucia, los efectos de uso y los objetos de la tripulación^b y de los pasajeros que, según el parecer de la autoridad sanitaria, sean considerados como contaminados, deben ser desinfectados.

“(5) Las partes del buque que han sido habitadas por apestados ó que, según el parecer de la autoridad sanitaria se consideran como contaminados, deben ser desinfectadas.

“(6) La destrucción de las ratas del buque debe efectuarse, antes ó después de la descarga, lo más rápidamente posible, y, en todo caso, en un plazo máximo de cuarenta y ocho horas, evitando deteriorar las mercancías, el buque ó las máquinas.

“Para los buques en lastre, esta operación debe hacerse lo más pronto posible antes de la carga.

“ART. XXII. Los buques *sospechosos de peste* se someterán á las medidas indicadas en los números 1, 4 y 5 del Artículo XXI.

“Además, la tripulación y los pasajeros pueden ser sometidos á una observación que no excederá de cinco días, á partir de la llegada del buque. Se puede, durante el mismo tiempo, impedir el desembarque de la tripulación, siempre que no lo exija el servicio. Se recomienda destruir las ratas del buque. Este operación se efectuará antes ó después de la descarga, lo más rápidamente posible, y en todo caso, en una dilación máxima de cuarenta y ocho horas, evitando deteriorar las mercancías, el buque ó las máquinas.

“Para los buques en lastre esta operación se hará, si hay lugar, lo más pronto posible, y en todo caso antes de la carga.

“ART. XXIII. Las naves *indemnes de peste* serán admitidas á libre plática inmediatamente cualquiera que sea la naturaleza de su patente.

“El único régimen que puede establecer la autoridad sanitaria del puerto de llegada, consiste en:

“(1) Visita médica (inspección).

“(2) Desinfección de la ropa sucia, efectos de uso y otros objetos de la tripulación y de los pasajeros, pero solamente en los casos excepcionales, cuando la autoridad sanitaria tenga razones especiales para creer en su contaminación.

“(3) Sin que la medida pueda ser exigida como regla general, la autoridad sanitaria puede someter á los buques que lleguen de un puerto contaminado, á una operación destinada á destruir las ratas á

^a La palabra “observación” significa aislamiento de los viajeros á bordo de un buque, ó en una estación sanitaria, antes de ponerlos á libre plática.

^b La palabra “tripulación” se aplica á las personas que hacen parte de la dotación del buque ó del personal del servicio, comprendiendo los mayordomos, criados, “cafedji,” etc.

bordo antes ó después de la descarga. Este operación deberá hacerse tan pronto como sea posible y en todo caso no deberá durar más de veinte cuatro horas, evitando deteriorar las mercancías, el buque ó las máquinas y estorbar la circulación de los pasajeros, ó la tripulación, entre el buque y la costa. Para los buques en lastre se procederá, si hay lugar, á esta operación lo más pronto posible y, en todo caso, antes de la carga.

“Cuando un buque procedente de un puerto contaminado haya sido sometido á la destrucción de las ratas, esta operación no podrá ser renovada sino cuando el buque ha hecho escala en un puerto contaminado, amarrándose á un muelle, ó si la presencia de las ratas muertas ó enfermas se ha comprobado á bordo.

“La tripulación y los pasajeros pueden ser sometidos á una vigilancia que no excederá de cinco días á contar de la fecha en que el buque salió del puerto contaminado.

“Se puede igualmente durante el mismo tiempo impedir el desembarque de la tripulación, excepto por causa del servicio.

“La autoridad competente del puerto de llegada puede siempre reclamar, bajo juramento, un certificado del médico de á bordo ó en su defecto del capitán, que atestigüe que no ha habido caso de peste en la nave desde su partida, y que no se ha observado mortalidad insólita de ratas.

“ART. XXIV. Cuando en una nave indemne, después de examen bacteriológico se ha averiguado que hay á bordo ratasapestadas, ó bien cuando se comprueba una mortalidad insólita en estos roedores, habrá que aplicar las siguientes medidas:

“1. Naves con ratasapestadas:

“(a) Visita médica (inspección).

“(b) Las ratas deberán ser destruídas antes ó después de la descarga, lo más rápidamente posible y en todo caso en un plazo máximo de cuarenta y ocho horas, evitando deteriorar las mercancías, los buques ó las máquinas. Los buques en lastre sufrirán esta operación lo más pronto posible y en todo caso antes de hacer la carga.

“(c) Las partes del buque y los objetos que la autoridad sanitaria local considere contaminados serán desinfectados.

“(d) Los pasajeros y tripulación pueden ser sometidos á una observación que no exceda de cinco días contados desde la fecha de llegada, salvo en casos excepcionales en los que la autoridad sanitaria puede prolongar la observación hasta un maximum de diez días.

“2. Buques en donde se ha comprobado una mortalidad insólita en las ratas:

“(a) Visita médica (inspección).

“(b) El examen de las ratas, desde el punto de vista de la peste, que se hará tan pronto como se pueda.

“(c) Si la destrucción de ratas se juzga necesaria, se hará en las condiciones antes indicadas, con respecto á los buques con ratas apestadas.

“(d) Hasta que toda sospecha se haya disipado los pasajeros y la tripulación pueden ser sometidos á una observación que no exceda de cinco días contados á partir de la fecha de llegada, salvo en casos excepcionales en los que la autoridad sanitaria pueda prolongar la observación hasta un máximo de diez días.

“ART. XXV. La autoridad sanitaria del puerto entregará al capitán, al armador ó á su agente, siempre que se le pida, un certificado en el que conste que las medidas de destrucción de las ratas han sido efectuadas y que indique las razones por las cuales estas medidas han sido aplicadas.

“ART. XXVI. Los buques *infectados de cólera* se someterán al siguiente régimen:

““(1) Visita médica (inspección).

““(2) Los enfermos se desembarcarán y aislarán inmediatamente.

““(3) Las otras personas se desembarcarán también si es posible, y se someterán, desde la llegada del buque á una observación cuya duración no excederá de cinco días.

““(4) La ropa sucia, los efectos de uso y los objetos de los tripulantes y de los pasajeros que, conforme al parecer de la autoridad sanitaria del puerto, se consideren como contaminados, serán desinfectados.

““(5) Las partes del buque que han sido habitadas por los enfermos de cólera ó que las autoridades del puerto consideren como contaminadas, serán desinfectadas.

““(6) El agua de la cala será evacuada después de la desinfección.

“La autoridad sanitaria puede ordenar la substitución de una buena agua potable á la que está almacenada á bordo.

“Se prohibirá derramar las deyecciones humanas ó dejarlas escurrir en las aguas del puerto, á menos de que aquéllas sean desinfectadas previamente.

“ART. XXVII. Los buques *sospechosos de cólera* serán sometidos á las medidas prescriptas en los incisos (1), (4), (5) y (6) del Artículo XXVI.

“La tripulación y los pasajeros pueden ser sometidos á una observación que no excederá de cinco días después de la llegada del buque. Se recomienda impedir, durante el mismo tiempo, el desembarque de los tripulantes, salvo por razones del servicio.

“ART. XXVIII. Los buques *indemnes de cólera* serán admitidos á libre plática inmediatamente cualquiera que sea la naturaleza de su patente.

“El único régimen que puede establecer la autoridad sanitaria del puerto de llegada, consistirá en las medidas indicadas en los números (1), (4), y (6) del Artículo XXVI.

“La tripulación y los pasajeros pueden ser sometidos, desde el punto de vista de estado de salud, á una observación que no excederá de cinco días contados desde la fecha en que el buque salió del puerto contaminado.

“Es de recomendarse que se impida, durante el mismo espacio de tiempo, el desembarque de la tripulación, salvo por razones del servicio.

“La autoridad competente del puerto de llegada puede siempre reclamar, bajo juramento, un certificado del médico de á bordo ó, en su defecto, del capitán, en el que se haga constar que no ha habido caso de cólera en el buque después de su partida.

“ART. XXIX. La autoridad competente tendrá en cuenta, para la aplicación de las medidas indicadas en los artículos del XXI al XXVIII, la presencia de un médico y de aparatos de desinfección (estufas) á bordo de los buques de las tres clases arriba mencionadas.

“En lo que se refiere á la peste, tendrá también en cuenta la instalación á bordo, de aparatos destinados á la destrucción de las ratas.

“Las autoridades sanitarias de los países á los cuales convenga entenderse sobre este punto, podrán dispensar de la visita médica y de otras medidas á las naves indemnes que tuvieren á bordo un médico especialmente comisionado por su país.

“ART. XXX. Pueden prescribirse medidas especiales para los buques en que haya aglomeración, particularmente para las naves de emigrantes ó para cualquiera otro buque que ofrezca malas condiciones higiénicas.

“ART. XXXI. Toda nave que no quiera someterse á las obligaciones impuestas por la autoridad del puerto en virtud de las estipulaciones de la presente Convención, queda en libertad de volverse á lar mar.

“Puede ser autorizado á desembarcar sus mercancías después de haber tomado las siguientes precauciones:

“(1) Aislamiento del buque, de la tripulación y de los pasajeros.

“(2) En lo que concierne á la peste pedir, informaciones relativas á la existencia de una mortalidad insólita entre las ratas.

“(3) En lo que concierne al cólera, hacer la evacuación del agua de la cala, después de su desinfección, y substitución de una buena agua potable á la que esté almacenada á bordo.

“Puede igualmente ser autorizado á desembarcar á los pasajeros que lo soliciten, á condición de que éstos se sujeten á las medidas prescriptas por la autoridad local.

“ART. XXXII. Los naves de una procedencia contaminada, que han sido desinfectadas y que han sido objeto de medidas sanitarias aplicadas de una manera suficiente, no sufrirán una segunda vez estas medidas á su llegada á un puerto nuevo, á condición de que no se haya producido ningún caso después que se practicó la desinfección y que no hayan hecho escala en un puerto contaminado.

“Cuando un buque desembarque solamente pasajeros y sus equipajes ó las valijas del correo, sin haber estado en comunicación con la costa, no debe considerársele como habiendo tocado el puerto, y;

“En el caso de fiebre amarilla, cuando no se haya aproximado suficientemente á la costa para recibir mosquitos á bordo.

“ART. XXXIII. Los pasajeros llegados en una nave infectada, tienen la facultad de reclamar de la autoridad sanitaria del puerto un certificado que indique la fecha de su llegada y las medidas á las cuales han sido sometidos ellos y sus equipajes.

“ART. XXXV. Los vapores correos serán objeto de un régimen especial que se establecerá de común acuerdo entre los países interesados.

“ART. XXXV. Sin perjuicio del derecho que tienen los Gobiernos de ponerse de acuerdo para organizar estaciones sanitarias comunes, cada país debe proveer lo menos uno de los puertos del litoral de cada uno de sus mares, de una organización y de materiales suficientes para recibir un nave, cualquiera que sea su estado sanitario.

“Cuando un buque indemne procedente de un puerto contaminado llegue á un gran puerto de navegación marítima, se recomienda no enviarlo á otro puerto con el objeto de que se someta á las medidas sanitarias prescriptas.

“En cada país los puertos abiertos á las procedencias de otros contaminados de peste, de cólera ó de fiebre amarilla, deben estar provistos de tal manera que los buques indemnes puedan sufrir allí, desde su llegada, las medidas prescriptas y no sean remitidos para este efecto á otro puerto.

“Los Gobiernos harán conocer los puertos que hayan abierto á las procedencias de otros, infestados de peste, de cólera ó de fiebre amarilla.

“ART. XXXVI. Se recomienda que en los grandes puertos de navegación marítima se establezca:

“(a) Un servicio médico regular y una vigilancia médica permanente del estado sanitario de las tripulaciones y de la población del puerto.

“(b) Locales apropiados al aislamiento de los enfermos y á la observación de las personas sospechosas. En los lugares en donde existe *stegomya fasciata*, deberá haber edificios ó parte de ellos que tengan las puertas y ventanas protegidas por mallas de alambre, una lancha y una ambulancia protegidas de la misma manera.

“(c) Las instalaciones necesarias para una desinfección eficaz y laboratorios bacteriológicos.

“(d) Un servicio de agua potable, no sospechoso para el uso del puerto, y la aplicación de un sistema que presente toda la seguridad posible para la extracción de los desechos y basuras.

“SECCIÓN CUARTA.—*Medidas en las fronteras terrestres—Viajeros—Ferrocarriles—Zonas fronterizas—Vías fluviales.*

“ART. XXXVII. No se deben establecer cuarentenas terrestres, pero los Gobiernos se reservan el derecho de establecer campamentos

de observación, si los consideran necesarios, para la detención temporal de los sospechosos.

“Este principio no excluye el derecho de cada país de cerrar, cuando lo necesite, una parte de sus fronteras.

“ART. XXXVIII. Es importante que los viajeros sean sometidos, desde el punto de vista de su estado de salud, á una vigilancia por parte del personal de los ferrocarriles.

“ART. XXXIX. La intervención médica se limitará á una visita á los pasajeros, tomándoles la temperatura, y á los cuidados que se han de dar á los enfermos. Si esta visita se hace, se combinará hasta donde fuere posible con la visita aduanera, de modo que los viajeros sean detenidos el menor tiempo posible. Las personas visiblemente enfermas serán las únicas que se someterán á un exámen médico completo.

“ART. XL. Cuando los viajeros procedentes de un lugar contaminado han llegado á su destino, sería de la mayor utilidad someterlos á una vigilancia que no exceda 10 á 5 días á contar de la fecha de partida, según que se trate respectivamente de peste ó de cólera, y de 6 días en caso de fiebre amarilla.

“ART. XLI. Los Gobiernos se reservan el derecho de tomar medidas particulares en relación con determinadas categorías de personas, particularmente con los vagabundos, los emigrantes ó los que atraviesan la frontera en grandes grupos ó en bandas.

“ART. XLII. Los coches que hacen el transporte de pasajeros, del correo y de equipajes, no pueden ser detenidos en las fronteras. A fin de que los coches que transportan los viajeros y el correo no puedan ser detenidos, se hará que los coches que llegan de la circunscripción infectada se detengan en la frontera y que los pasajeros se trasborden á los coches que lleguen á la frontera del otro lado.

“Si sucediera que uno de esos coches se hubiere contaminado ó hubiere sido ocupado por un enfermo atacado de peste, de cólera, ó de fiebre amarilla, será desprendido del tren para ser desinfectado lo más pronto posible.

“ART. XLIII. Las medidas concernientes al paso por las fronteras del personal de los ferrocarriles y del correo, son de la competencia de las autoridades sanitarias interesadas. Se combinarán de modo de no estorbar el servicio.

“ART. XLIV. La reglamentación del tráfico fronterizo y de las cuestiones inherentes á este tráfico, así como la adopción de medidas excepcionales de vigilancia, deberán sujetarse á arreglos especiales entre las naciones limítrofes.

“ART. XLV. Corresponde á los Gobiernos de los países ribereños arreglar por medio de acuerdos especiales el régimen sanitario de las vías fluviales.

"SECCIÓN QUINTA.

"ARTÍCULOS REFERENTES Á LA FIEBRE AMARILLA.

"ART. XLVI. Con respecto á los buques infectados de fiebre amarilla, se adoptará el régimen siguiente:

"1. Visita médica (inspección).

"2. Los enfermos serán desembarcados inmediatamente en una lancha protegida contra los mosquitos por tela de alambre, y conducidos al lugar de aislamiento en una ambulancia ó camilla igualmente protegida contra los mosquitos.

"3. Las demás personas deben ser también desembarcadas, si es posible, y sometidas á una observación de seis días, á contar desde el de la llegada.

"4. En los campamentos de observación habrá casetas ó jaulas alambradas donde se secluirá inmediatamente á toda persona que presente una temperatura superior á 37.6° C., hasta que se le pueda conducir en la ambulancia ó camilla *ad hoc* al lugar de aislamiento.

"5. El buque deberá anclar á una distancia de 200 metros, por lo menos, de tierra habitada.

"6. Siempre que sea posible se fumigará el buque contra los mosquitos, antes de la descarga, pero si la fumigación no fuese practicable, la autoridad sanitaria podrá disponer uno de estos dos medios, á saber:

"(a) El empleo para la descarga de un personal inmune, ó (b), si esto fuese imposible, se sujetará á observación el personal de descarga durante el tiempo de ésta y por seis días más á contar desde el último de exposición á bordo.

"ART. XLVII. Los buques sospechosos de fiebre amarilla serán sometidos á las medidas indicadas en los incisos 1, 3 y 5 del artículo anterior, y cuando no sean fumigados, se descargarán mediante los requisitos señalados en el párrafo (a) á (b) de dicho artículo.

"ART. XLVIII. Los buques indemnes de fiebre amarilla, procedentes de puertos infectados, serán puestos en libre plática después de la visita médica de inspección, si el viaje ha durado más de seis días. Si éste ha sido más corto, se tratará al barco como sospechoso hasta que se complete el período de seis días, á contar desde el de la partida.

"Si se presentare un caso de fiebre amarilla entre los pasajeros ó tripulantes durante al período de observación, se tratará al buque como infectado.

"ART. XLIX. Se permitirá inmediatamente el desembarco de todo individuo que demuestre ser inmune á la fiebre amarilla, á satisfacción de la autoridad sanitaria del puerto de arribo.

"ART. L. Se estipula que en caso de dudas para interpretar esta Convención prevalecerá la interpretación del texto inglés.

Después de todo esto, escuchó la Convención con agrado los diferentes discursos de enhorabuena por el trabajo hecho, que pronunciaron varios Señores Delegados, y se cerraron solemnemente sus sesiones, determinándose que la próxima convención tenga efecto en la capital de México, en diciembre de 1907.

El discurso del Honorable Señor Root, á que se alude en el anterior artículo, traducido al castellano, fué como sigue:

“SEÑOR PRESIDENTE Y SEÑORES: Es para mí muy grato, á la vez que muy honroso, dirigiros la palabra en nombre del Gobierno de los Estados Unidos, felicitaros por vuestra llegada á Washington, daros la bienvenida á nuestra capital, y manifestaros los buenos deseos que aquí abrigamos por el éxito completo de vuestros trabajos.

“Es asunto de sincera satisfacción para el pueblo de los Estados Unidos que el suelo de su país se haya estimado favorable para todas las agencias de la paz de la justicia, de la humanidad, y que la atmósfera que aquí respiramos se estime favorable igualmente para el fomento de la paz, y de los sentimientos bondadosos entre los pueblos todos de la tierra. Nosotros ayudaríamos con más gusto á salvar una vida que á destruirla. Yo no sé que haya razón para creer que el poder intelectual del hombre sea mayor en estos días que lo que era hace dos mil años; pero sí la hay para convencerse de que el aumento de organización entre los hombres está ahora suministrando al entendimiento individual de cada ser humano una base de acción, en que puede descansar firmemente, y de que puede salir con confianza en pos de resultados, cuya realización hubiera sido imposible para los hombres de los siglos pasados, por grande y poderosa que haya sido su inteligencia.

“Y hay razón para creer, del mismo modo, que el entendimiento humano es capaz de los mayores triunfos cuando se encuentra sometido á la magnética influencia de la asociación, cuando todas las mentes son movidas por los mismos intereses, y aspiran á la realización del mismo fin. Es mi deseo sincero que vosotros podáis por vuestra parte elevar la base de que vosotros y vuestros sucesores partiréis para ejecutar grandes cosas en favor de la humanidad, y que sintáis en vosotros mismos y os comunicéis respectivamente la influencia magnética de que he hablado, y que tiende á desarrollar la actividad de la inteligencia humana y aumentar su eficacia.

“Yo abrigo la creencia de que todas las guerras, controversias, y sentimientos hostiles entre las naciones dependen de la falta de buena inteligencia entre ellas, del hecho de que el pueblo de una nación no acierte á comprender y apreciar al pueblo de otra nación, y por lo tanto considero que el remedio verdadero y el preventivo de toda dificultad internacional está en el conocimiento mutuo, y el establecimiento de buenas relaciones de amistad entre los pueblos de las naciones de que se trate. Nada ciertamente contribuye en mayor grado al mantenimiento de las buenas relaciones que deben existir entre todos

los pueblos del hemisferio occidental que el hacer que los hombres que representan, como vosotros representáis, aquella humanidad que es superior á todos los intereses nacionales, y á todas las divisiones del mismo género, se conozcan unos á otros, y se entiendan bien.

“Con vosotros están nuestros mejores deseos, y también nuestro agradecimiento por haber venido á honrarnos con vuestra presencia en el interés de aquella humanidad común, por quien sentimos tanto y tan profundo interés.”

El jueves 12 de octubre, por invitación especial del Señor Presidente de los Estados Unidos de América, acudieron á su despacho, al medio día, los Señores de la Convención, que le fueron presentados por su Presidente el Señor Doctor WYMAN. El Señor Presidente de los Estados Unidos de América les dirigió la palabra en los siguientes términos:

“Mucha satisfacción me causa saludar á todos y cada uno de vosotros, así por la profesión á que pertenecéis, como por el hecho de que representáis á Repúblicas de América, nuestras hermanas.

“Yo tengo la creencia de que en este hemisferio vamos á demostrar á todo el mundo, y vamos á enseñarsele por medio de una lección objetiva, que Estados separados, naciones distintas, pueden vivir juntas en absoluta armonía, y pueden reunirse, como vosotros lo estáis haciendo ahora, en un esfuerzo común para el mejoramiento de condiciones á que todas estén afectas.

“Es ahora cuando el mundo exterior empieza á comprender el asombroso progreso de las Repúblicas de las Américas central y meridional, no sólo en el orden social, y el industrial sino también en el científico, el literario y el artístico. En lo relativo á medicina, industria, ciencias, artes, y asuntos sociales, cada uno de nuestros países tiene algo que aprender de los otros; y al daros á todos la bienvenida, lo hago como á colegas y á maestros.

“Por mucho que dijera no me sería posible encarecer bastante la importancia suprema que tiene la medicina en la vida moderna, y como está ya revelándose, en la vida moderna internacional. En tiempos antiguos si una plaga se presentaba en un país, y causaba estragos entre sus habitantes, la calamidad se consideraba como cosa local, concerniente solamente al país afligido, al menos hasta el momento en que se propagara á otros países, sin medios de protegerse contra ella. Ahora por el contrario, está reconocido por todos, que la obra de impedir que se propagnen las enfermedades, y la guerra contra toda condición que sea antihigiénica tienen que llevarse á cabo por el esfuerzo combinado y armónico de la profesión médica, y de la autoridad administrativa.”

RECEPCIÓN OFICIAL DEL SEÑOR DON EMILIO C. JOUBERT, COMO MINISTRO RESIDENTE DE LA REPÚBLICA DOMINICANA EN WASHINGTON.

El 12 del corriente mes de octubre fué presentado al Señor Presidente de los Estados Unidos de América el Señor Don EMILIO C. JOUBERT, que viene á Washington acreditado por el Gobierno de la República Dominicana con el carácter de Ministro Residente.

Los discursos que en esta ocasión se cambiaron fueron como sigue:

El Señor JOUBERT, dijo:

“EXCELENCIA: Tengo el honor de poner en vuestras manos la carta del Presidente de la República Dominicana que me acredita con el carácter de Ministro Residente ante el Gobierno de Vuestro Excelencia.

“Al elevar la categoría de su representante diplomático en Washington, mi Gobierno no tan sólo cumple un deber de reciprocidad, sino que también da expresión de este modo á la honda simpatía que le inspira la Nación americana, cuya amistad desea cultivar con esmero porque tiene la profunda convicción de que los vínculos que unen á las dos naciones, mantenidos fuerte y cordialmente, cimentarán la confianza mutua que necesitan sus iniciativas para producir la mayor suma de bien en el porvenir.

“Tengo especial encargo de significar á Vuestra Excelencia los votos del Presidente de la República Dominicana por la prosperidad de la Nación americana y por vuestra dicha personal, votos fervientes á que se unen los de la Nación entera y que se inspiran en un profundo sentimiento de respeto á vuestra ilustre personalidad y de inmensa gratitud por el noble interés que habéis mostrado en favor del bienestar de la República Dominicana.”

El Señor Presidente contestó:

“SEÑOR MINISTRO: Recibo con placer la carta en que Su Excelencia el Presidente de la República Dominicana os acredita con el carácter de Ministro Residente de aquella República cerca de este Gobierno; y aprecio hondamente los fervientes deseos que habéis manifestado en nombre del Gobierno y del pueblo dominicano por la prosperidad del pueblo y del Gobierno de los Estados Unidos.

“Yo deseo por mi parte aseguraros que es grande el interés que sienten el Gobierno y el pueblo de este país por el bienestar de la República Dominicana, y declararos al mismo tiempo que el deseo y la intención de este Gobierno son mantener firme y cordialmente los vínculos de amistad que unen actualmente á los dos países.

“Es grato para mí, Señor Ministro, daros la enhorabuena por vuestro bien merecido ascenso.”

COMERCIO EXTRANJERO DE LOS PRINCIPALES PUERTOS DEL MUNDO.

La siguiente tabla, compilada en la Oficina de Estadística del Departamento de Comercio y Trabajo, tomada de las últimas fuentes oficiales que se han podido obtener, muestra el comercio extranjero de los principales puertos del mundo. Respecto de los Estados Unidos, se expresan en dicha tabla tanto el comercio terrestre como el marítimo, y en cuanto á algunos puertos extranjeros, sólo se expresa el comercio marítimo. Se ha incluido el valor del comercio de tránsito, siempre que ha sido posible.

Valor del comercio de los principales puertos del mundo.

Puertos.	Año.	Importaciones.	Exportaciones.	Total.
EUROPA.				
<i>Gran Bretaña.</i>				
Londres, incluyendo Queensborough	1903	\$842,547,306	\$462,206,875	\$1,304,754,181
Liverpool	1903	627,915,453	557,598,986	1,185,514,439
Hull	1903	158,653,074	97,597,239	256,250,313
Glasgow	1903	70,119,734	103,394,005	173,513,739
Southampton	1903	76,599,659	70,990,449	147,590,108
Manchester, incluyendo Runcorn	1903	98,688,995	45,244,167	143,933,162
Harwich	1903	94,433,941	22,810,512	117,244,453
Grimsby	1903	49,387,339	49,877,523	99,264,862
Leith	1903	67,095,366	13,482,299	80,577,663
Puertos del Tyne	1903	48,916,122	37,346,699	86,262,821
Bristol	1903	62,052,849	10,486,933	72,539,782
Cardiff	1903	20,984,470	50,362,868	71,347,338
<i>Alemania.</i>				
Hamburgo	1903	a 550,751,000	a 430,765,000	a 981,516,000
Bremen	1903	a 198,518,000	a 93,939,000	a 292,457,000
<i>Francia.</i>				
Marsella	1903	248,869,000	182,683,000	431,552,000
Havre	1903	213,619,000	150,524,000	364,143,000
Dunquerque	1903	118,639,000	25,381,000	144,020,000
Burdeos	1903	48,850,000	60,046,000	108,896,000
<i>Austria-Hungría.</i>				
Trieste	1903	60,353,000	40,642,000	100,995,000
<i>Bélgica.</i>				
Amberes	1903	388,174,000	347,940,000	736,114,000
<i>Rusia.</i>				
San Petersburgo	1902	50,871,000	30,336,000	81,207,000
Odesa	1902	31,779,000	59,693,000	91,472,000
Riga	1902	19,311,000	43,226,000	62,537,000
<i>España.</i>				
Barcelona	1903	60,728,000	21,870,000	82,598,000
Bilbao	1903	15,109,000	16,431,000	31,540,000
AMÉRICA.				
<i>Los Estados Unidos. a</i>				
Nueva York, Nueva York	1904	600,171,033	506,806,013	1,106,979,046
Nueva Orleans, Louisiana	1904	34,036,516	148,595,103	182,631,619
Boston y Charlestown, Massachusetts	1904	80,657,697	89,545,772	170,203,469
Gálveston, Tejas	1904	1,847,646	145,316,457	147,164,103
Filadelfia, Pennsylvania	1904	53,890,106	71,393,254	125,283,360
Baltimore, Maryland	1904	20,345,788	82,836,164	103,181,952
San Francisco, California	1904	37,542,978	32,547,181	70,090,159
Savannah, Georgia	1904	924,061	53,770,382	54,694,443
Puged Sound, Washington	1904	11,285,096	22,729,580	34,014,676

a Año que termina el 30 de junio.

Valor del comercio de los principales puertos del mundo—Continúa.

Puertos.	Año.	Importaciones.	Exportaciones.	Total.
AMÉRICA—continúa.				
<i>Canadá.</i>				
Montreal.....	1904	\$80,561,275	\$67,844,729	\$148,406,004
<i>Argentina.</i>				
Buenos Aires.....	1903	107,494,000	109,803,000	217,297,000
<i>Brasil.</i>				
Santos.....	1902	21,857,000	67,420,000	89,277,000
Rio de Janeiro.....	1902	49,500,000	22,515,000	82,015,000
<i>Chile.</i>				
Valparaiso.....	1903	29,247,000	4,440,000	33,687,000
ASIA.				
<i>China.</i>				
Shanghai.....	1903	118,989,000	69,150,000	188,139,000
<i>Japón.</i>				
Yokohama.....	1903	55,218,000	72,997,000	128,215,000
Kobé.....	1903	76,958,000	45,074,000	122,032,000
<i>Colonias Británicas.</i>				
Singapore.....	1902	a 116,605,000	a 97,363,000	a 213,968,000
Calcutta.....	1903-4	b 108,661,000	b 185,745,000	b 294,406,000
Bombay.....	1903-4	b 97,061,000	b 158,211,000	b 255,272,000
ÁFRICA.				
Alejandro.....	1903	73,427,000	91,720,000	165,147,000
Cape Town.....	1903	70,061,000	62,914,000	132,975,000
AUSTRALIA.				
Melbourne.....	1902	76,454,000	76,606,000	153,060,000
Sydney.....	1902	104,431,000	84,529,000	188,960,000

a Incluso el comercio intercolonial.

b Sólo el comercio por el puerto principal sin incluir las provisiones del Gobierno.

COMERCIO EXTRANJERO DE ALEMANIA.

Según el Cónsul BARDEL, el comercio extranjero de Alemania durante los seis meses primeros de 1905, fué como sigue: 25,271,615 toneladas métricas, avaluadas en \$812,774,000, contra 22,304,081 toneladas avaluadas en \$767,074,000, y 21,723,916, avaluados en \$732,326,000, en 1904 y 1903, respectivamente. De estos productos los metales preciosos proporcionaron 645 toneladas en 1905, 631 en 1904, y 580 en 1903. De 43 artículos importados, 25 muestran un aumento. Entre estos fueron 1,982,973 toneladas de carbón; 421,443 de grano y productos agrícolas; 150,381 de abono; 7,120,467 de piedra; 97,321 de aceite y grasa; 87,524 de maderas; 76,533 de drogas.

Las exportaciones ascendieron á 18,546,979 toneladas, por valor de \$629,272,000, compuestas, en su mayor parte, de artículos manufacturados. Las cifras correspondientes á 1904 y 1903, respectivamente, fueron 18,604,153, y 18,303,199 toneladas, por valor de \$602,854,000,

y \$576,674,000. Las cifras de exportación de metales preciosos fueron 250 toneladas en 1905, 213 en 1904, y 199 en 1903. En las exportaciones hubo disminución por lo menos en 20 artículos. El carbón disminuyó 442,223 toneladas, y los granos, 93,022 toneladas.

PRODUCCIÓN DE ORO EN EL MUNDO EN 1903 Y 1904.

Según los periódicos ingleses, la producción de oro, en 1903 y 1904, fúe como sigue:

Pais.	1904.	1903.
Los Estados Unidos.....	\$82,293,780	\$71,626,801
El Canadá.....	16,946,153	18,331,609
Méjico.....	10,406,336	9,910,588
Rusia.....	21,899,250	24,313,346
Transvaal.....	75,838,535	59,623,856
Rhodesia.....	4,516,223	3,956,887
India Británica.....	11,140,269	10,842,630
Australasia.....	84,447,138	86,825,081
Otros Países.....	34,065,500	32,416,485
Total.....	341,546,014	317,847,092

Dentro de poco tiempo, si la Gran Bretaña tiene éxito en sus esfuerzos por resolver el problema de los jornaleros mediante la introducción de trabajadores chinos, el Transvaal irá á la vanguardia de las naciones del mundo como país productor de oro.

Ya se han firmado contratos para conseguir 100,000 obreros y hasta ahora sólo se han empleado 50,000. Si, como se aservera en los informes recibidos, el Transvaal es tan rico en este metal que puede producir billones, el sur de Africa, en condiciones de paz, podría producir fácilmente \$100,000,000 de oro al año, suma que invertida con buen juicio daría sin duda muy buenos resultados en esa parte del mundo.

REPÚBLICA ARGENTINA.

DECADENCIA DE LA CRIANZA DE CARNEROS.

CAUSAS QUE HAN CONTRIBUÍDO Á ELLO.

El Cónsul WILLIAMS, de Cardiff, Gales, ha proporcionado un interesante é instructivo informe acerca de la crianza de carneros. Dicho cónsul llama la atención hacia la grave disminución en el número de éstos, presenta tablas, y concluye manifestando que á los criadores americanos se les presenta una excelente oportunidad para utilizar estos datos. Dicho informe dice lo siguiente:

El mundo entero consume en la actualidad los carneros de la Argentina. Durante tres décadas hubo una disminución en sus rebaños, la cual se ha hecho sentir en tantos países que ya ha llegado á considerarse como el movimiento agrícola más notable de la época. Esto ha sido resultado de la cooperación de muchas causas independientes. La más notable de ellas es el método moderno de estudiar la historia y literatura hebrea. De esta manera ha venido á descubrirse la preponderancia de la carne de carnero en la alimentación de los hebreos desde los tiempos más remotos—preponderancia que explica, hasta cierto punto, la índole de su civilización y la persistencia de su raza.

El temor de la tuberculosis y la pleuroneumonía en unos países, y el de la triquina en otros, ha contribuido á que varias clases sociales substituyan otras carnes con la de carnero, sobre todo las clases sociales que se dejan impresionar demasiado por las deslumbradoras ó espeluznantes relaciones que á diario hace la prensa sensacional. Por otra parte, el subido precio de la carne de vaca en estos últimos años, ha obligado á otras muchas clases sociales á sustituir dicha carne con el carnero. Pero, en verdad, el movimiento de la población agrícola hacia los centros industriales, ha sido la causa principal de la decadencia que se advierte en la crianza de carneros. Habiendo dicha clase social aprendido ya á saborear el carnero, puede satisfacer sus deseos mejor en la ciudad que en el campo, por la mayor oportunidad que ofrecen los mercados libres y la prosperidad de que goza dicha clase debido á los subidos sueldos que se pagan en las ciudades ó centros industriales.

Estas causas y otras análogas han hecho sus correspondientes efectos en todas partes, y la decadencia de los rebaños se ha llegado á notar ya en otros países donde la población se ocupa mucho en las faenas agrícolas. Para tener una idea de esto, basta estudiar la siguiente tabla, tomada del informe anual del Consejo Británico de Agricultura de 1904. La primera columna muestra el mayor número de carneros de cualquier año reciente, y la segunda columna muestra el último informe de cada año, advirtiéndose una variación en los años de 1898 á 1904, inclusive:

	Informe mayor.	Informe último.
Algeria	9,502,046	8,063,758
Austria	5,026,398	2,621,026
Bélgica	586,485	235,722
Dinamarca	1,548,613	876,830
Francia	22,616,547	17,964,230
Alemania	24,999,406	9,692,501
Holanda	819,300	654,300
Hungría	15,076,997	8,122,681
Italia (estimado)	8,596,108	6,900,000
Rumania	6,847,825	5,655,444
Rusia	61,822,238	45,497,621
Canadense	9,038,175	7,705,791
Polonia	3,754,665	1,998,654
Siberia	11,366,600	9,192,242
Servia	3,094,206	3,013,644
Suiza	367,549	219,438

	Informe mayor.	Informe último.
Suecia	1,457,462	1,167,478
Noruega	1,686,306	998,819
Uruguay	18,608,717	17,624,548
El Imperio Británico:		
El Reino Unido	30,829,889	29,105,109
India	18,559,957	17,642,671
Nueva Gales del Sur	47,617,687	28,656,501
Victoria	12,692,843	10,841,790
Queensland	19,856,959	8,392,044
Australia del Sur	7,004,642	5,298,720
Australia del Oeste	2,704,880	2,600,633
Tasmania	1,792,481	1,597,053
Canadá	2,563,781	2,510,230
Nueva Zelandia	20,342,727	18,290,806
Cabo de Buena Esperanza	15,646,486	12,639,992
Céllán	91,316	89,604
Chipre	313,368	215,280
Islas de Falkland	779,911	681,299

En algunos de dichos países las pérdidas han continuado durante una generación entera. Por ejemplo, el primer informe de Alemania fué el de 1873, y desde entonces sus rebaños han ido disminuyendo constantemente, habiendo ascendido la disminución total á más de un 60 por ciento. Desde 1869, los rebaños de Austria-Hungría han disminuido casi un 45 por ciento, los de Francia un 30 por ciento desde 1873, y los del Reino Unido un 15 por ciento durante el mismo período. En este último país la disminución se ha mitigado un tanto mediante las grandes importaciones anuales de carne de carnero y de carneros vivos. Por ejemplo, las importaciones que se hicieron en 1904 fueron las siguientes: 3,530,659 quintales de carne de carnero y 382,240 de carneros vivos. Sin embargo, durante el mismo año, la decadencia de carneros vivos ascendió á 432,619.

INFORME DE LOS PAÍSES DONDE SE CRIAN CARNEROS EN CANTIDADES CONSIDRABLES.

La siguiente tabla muestra el último informe de los varios países mencionados:

País.	Año.	Carneros.
Argentina	1895	74,379,562
Bulgaria	1893	6,868,291
México	1902	3,424,430
España	1891	13,359,478
Natal	1903	619,502
Jamaica	1903	18,630
Malta	1903	17,184
Colonia de Orange River	1903	1,088,364
Transvaal (calculado)	1903	200,000

No puede hacerse ninguna comparación con Bulgaria, México, España y la colonia de Orange River, porque sólo puede aprovecharse un informe. Natal, Jamaica, Malta y el Transvaal muestran un acrecentamiento de 181,357 carneros, comparado con los informes anteriores. La Argentina muestra un aumento aparente de 7,500,000 carneros

cuando se compara el informe de 1895 con el de 1888; pero puesto que sus exportaciones de lana correspondientes á 1904, comparadas con las de 1901, indicaban una disminución de 28,000,000 libras, es muy probable que hayan disminuído también sus rebaños desde 1895. De todos modos, sería seguro deducir que en esta lista miscelánea se balancearán las ganancias y las pérdidas.

LA OPORTUNIDAD DEL CRIADOR AMERICANO.

Las cifras citadas indican que desde 1873 los rebaños del mundo han disminuído á lo menos 93,000,000 carneros, una merma de más de 3,000,000 carneros al año. Esta merma, que ha de continuar mientras duren las condiciones actuales, constituye la oportunidad del criador americano; pero todavía él no ha caído en la cuenta de ello. La cuota de América en el comercio británico durante 1904 era como sigue:

	De los Estados Unidos.	Importaciones totales.
Carneros.....número..	294,804	382,240
Carne de carnero.....quintales..	7,420	3,530,659
Lana.....libras..	1,087,650	314,468,016

El criador americano consiguió la mayor parte del comercio de carneros, pero no erá un factor en los mercados de carne de carnero, y proporcionó solamente tres décimos por ciento de las importaciones de lana. Dichos artículos fueron proporcionados mayormente por la Argentina, Australia y la Nueva Zelandia. Á lo que parece, de aquí á algunos años habrá más dinero en carneros que en cualquier otro producto, y sin duda sería muy conveniente que el agricultor americano dedicase más su atención á la crianza de este animal doméstico.

COMERCIO POR VARIOS PUERTOS EN JUNIO Y EN EL PRIMER SEMESTRE DEL AÑO 1905.

La "Revista Financiera y Comercial" de Buenos Aires publica las siguientes estadísticas que muestran el movimiento de las exportaciones de los varios puertos de la República Argentina durante el mes de junio, así como durante el primer semestre del año de 1905:

Países y artículos.		Junio, 1905.	Primer semestre de 1905.
BUENOS AIRES.			
Alemania:			
Trigo.....toneladas..		2,000	38,560
Maíz.....id.....		3,018	12,734
Lino.....id.....		853	24,926
Afrecho.....id.....		7,296	33,582
Harina.....id.....		298	641
Tortas de lino.....id.....		367	3,648
Semillas de nabo.....id.....		382	772
Caseína.....id.....		21	605

Países y artículos.		Junio, 1905.	Primer semestre de 1905.
BUENOS AIRES—continúa.			
Alemania—Continúa.			
Colza	toneladas	257	257
Semillas de algodón	id.	33	33
Extracto de quebracho	id.	481	4,902
Lana	id.	791	30,519
Cueros vacunos secos	id.	18	398
Cueros vacunos salados	id.	788	6,073
Cueros de potros secos	id.	42	370
Cueros de potros salados	id.	65	251
Cueros diversos	id.	3,007	3,338
Cueros lanares	id.		704
Cerda	id.	5	30
Astas	id.		20
Sebo	id.	257	1,836
Tripas	id.	101	670
Aceites y grasas	id.	20	175
Carne conservada	id.	40	00
Lenguas conservadas	id.	2	2
Hez de malta	id.		375
Semillas	id.		416
Pasto	id.		9
Guano	id.		424
Azúcar	id.		375
Minerales	id.		00
Avena	id.		98
Alpiste	id.		103
Tanino	id.		465
Cebada	id.		23
Plumas	kilos		652
Yeguarizos en pie	cabezas		2
Bélgica:			
Trigo	toneladas	9,536	50,824
Maíz	id.	2,268	12,671
Lino	id.	2,701	23,096
Afrecho	id.	28	5,096
Semillas de nabo	id.	2	634
Extracto de quebracho	id.	169	410
Avena	id.	52	111
Alpiste	id.	56	318
Hez de malta	id.	88	88
Lana	id.	632	14,690
Cueros vacunos secos	id.	13	200
Cueros vacunos salados	id.	1	17
Cueros lanares	id.		200
Cueros de potros secos	id.		3
Cerda	id.	6	336
Sebo	id.	79	1,195
Aceites y grasas	id.	29	29,636
Astas	id.	67	402
Huesos y ceniza	id.	82	000
Lenguas conservadas	id.	9	0
Carne conservada	id.		17
Extracto de carne	id.		11
Preparaciones de carne	id.	11	11
Harina	id.		522
Pasto	id.		2,488
Caséina	id.		125
Cebada	id.		4
Caldo	id.		63
Tortas de lino	id.		111
Guano	id.		134
Minerales	id.	3	3
Plumas	kilos		1,375
Lanares en pie	cabezas		25,694
Yeguarizos en pie	id.		85
Vacunos en pie	id.		000
Porcinos en pie	id.		50
Inglaterra:			
Trigo	toneladas	9,014	91,261
Maíz	id.	2,794	15,555
Lino	id.	3,657	35,997
Afrecho	id.	244	4,316
Harina	id.	427	11,571
Tortas de lino	id.	87	1,110
Semillas de nabo	id.	234	244
Caséina	id.	28	757
Extracto de quebracho	id.	551	1,466
Quebracho en rollizos	id.	3,422	10,253
Avena	id.	540	5,510
Alpiste	id.	361	2,514
Lana	id.	426	6,964
Cueros lanares	id.	185	1,200
Cueros vacunos secos	id.	8	110

Países y artículos.		Junio, 1905.	Primer semestre de 1905.
BUENOS AIRES—continúa.			
Inglaterra—Continúa.			
Cueros vacunos salados.....	toneladas.....	784	1,530
Cueros diversos.....	id.....	27	108
Sebo.....	id.....	785	4,988
Cerda.....	id.....	17	31
Aceites y grasas.....	id.....	15	314
Huesos y ceniza.....	id.....	18	52
Carne conservada.....	id.....	106	4,134
Lenguas conservadas.....	id.....	154	225
Extracto de carne.....	id.....	6	51
Tasajo.....	id.....	42	79
Manteca.....	id.....	3	291
Melazas.....	id.....	98	2,030
Cuartos vacunos congelados.....	id.....	25	202
Menudencias congeladas.....	id.....	3,202	21,934
Cárneros congelados.....	id.....	152	343
Menudencias cárneras congeladas.....	id.....	749	8,737
Carne congelada.....	id.....	134	198
Menudencias.....	id.....	1	700
Pasto.....	id.....	47	1
Cebada.....	id.....	47	151
Semillas.....	id.....	..	96
Guano.....	id.....	..	403
Minerales.....	id.....	..	1,012
Plumas.....	id.....	..	74
Vacunos en pie.....	kilos.....	..	1,511
Yeguarizos en pie.....	cabezas.....	..	310
Mulas en pie.....	id.....	..	55
Francia:	id.....	..	2
Trigo.....	toneladas.....	5,359	27,213
Maiz.....	id.....	4,117	19,471
Lino.....	id.....	3,672	18,714
Afrecho.....	id.....	613	5,923
Harina.....	id.....	200	486
Semillas de nabo.....	id.....	89	320
Avena.....	id.....	228	751
Alpiste.....	id.....	388	1,682
Guano.....	id.....	55	185
Lana.....	id.....	1,196	36,418
Cueros lanares.....	id.....	1,021	8,351
Cueros vacunos secos.....	id.....	15	424
Cueros vacunos salados.....	id.....	169	911
Cueros diversos.....	id.....	14	198
Cerda.....	id.....	6	54
Sebo.....	id.....	58	423
Aceites y grasas.....	id.....	72	1,272
Astas.....	id.....	5	155
Huesos y ceniza.....	id.....	204	914
Sangre, seca.....	id.....	55	304
Tasajo.....	id.....	37	253
Pasto.....	id.....	337	337
Cebada.....	id.....	..	42
Maiz.....	id.....	..	145
Semillas.....	id.....	..	62
Tortas de lino.....	id.....	..	17
Tanino.....	id.....	..	11
Caseína.....	id.....	..	30
Quebracho en rolizos.....	id.....	..	165
Extracto de quebracho.....	id.....	..	26
Carne conservada.....	id.....	..	40
Lenguas conservadas.....	id.....	..	9
Plumas.....	id.....
Vacuno.....	kilos.....	1,648	6,951
	cabezas.....	280	280
Italia:			
Trigo.....	toneladas.....	3,640	27,382
Maiz.....	id.....	5,402	17,720
Lino.....	id.....	196	502
Harina.....	id.....	14	154
Extracto de quebracho.....	id.....	90	344
Quebracho en rolizos.....	id.....	1,096	1,731
Alpiste.....	id.....	4	315
Cueros vacunos salados.....	id.....	31	69
Cueros vacunos secos.....	id.....	..	1,038
Cueros lanares.....	id.....	..	23
Cueros diversos.....	id.....	..	2
Cueros potros secos.....	id.....
Cerda.....	id.....	32	139
Lana.....	id.....	..	919
Avena.....	id.....	..	302
Carne congelada.....	id.....	..	1
Semillas.....	id.....	..	1

Países y artículos.		Junio, 1906.	Primer semestre de 1906.
BUENOS AIRES—continúa.			
Italia—Continúa.			
Afrecho.....	toneladas.....		87
Minerales.....	id.....	1,696	1,700
Sebo.....	id.....	547	4,047
Tripas.....	id.....	8	90
Astas.....	id.....	9	58
Huesos y ceniza.....	id.....		302
Cebada.....	id.....		15
Lenguas conservadas.....	id.....		7
Plumas.....	kilos.....		4,073
Yeguarizos en pie.....	cabezas.....		1
Países Bajos:			
Trigo.....	toneladas.....	418	8,963
Maíz.....	id.....	2,055	2,557
Lino.....	id.....	1,307	9,666
Harina.....	id.....	50	2,357
Caseína.....	id.....	160	133
Alpiste.....	id.....	49	271
Guano.....	id.....	15	15
Sebo.....	id.....	135	372
Quebracho en rollizos.....	id.....	993	3,594
Semillas de nabo.....	id.....		69
Astas.....	id.....		26
Aceites y grasas.....	id.....		6
Sud Africa:			
Trigo.....	id.....	1,685	12,441
Maíz.....	id.....	688	3,167
Afrecho.....	id.....	354	454
Alpiste.....	id.....	32	92
Manteca.....	id.....	171	1,220
Cuartos vacunos congelados.....	id.....	1,041	5,365
Menudencias vacunas congeladas.....	id.....	20	20
Carné congelada.....	id.....		7
Pasto.....	id.....	588	3,722
Lino.....	id.....		54
Tasaño.....	id.....		2
Carné conservada.....	id.....		2
Avena.....	id.....		1
Lenguas conservadas.....	id.....		2
Lanares en pie.....	cabezas.....	800	3,080
Yeguarizos en pie.....	id.....	73	2,209
Mulas en pie.....	id.....	344	1,781
Asnos en pie.....	id.....	200	1,648
Vacunos en pie.....	id.....		100
Brasil:			
Trigo.....	toneladas.....	2,846	15,584
Maíz.....	id.....	199	1,971
Afrecho.....	id.....	228	896
Harina.....	id.....	6,826	43,230
Avena.....	id.....	5	6
Alpiste.....	id.....	4	397
Sebo.....	id.....	47	100
Tasaño.....	id.....	655	3,534
Pasto.....	id.....	1,496	5,245
Lino.....	id.....		32
Cebada.....	id.....		10
Lana.....	id.....		149
Cueros lunares.....	id.....		10
Extracto de quebracho.....	id.....		39
Lenguas conservadas.....	id.....		1
Semillas.....	id.....		2
Aceites y grasas.....	id.....		288
Vacunos en pie.....	cabezas.....	708	3,702
Lanares en pie.....	id.....	253	1,232
Yeguarizos en pie.....	id.....	4	100
Porcinos en pie.....	id.....	55	50
Cabras.....	id.....	2	2
Mulas en pie.....	id.....		555
España:			
Trigo.....	toneladas.....	4,229	21,459
Máiz.....	id.....	392	1,442
Lino.....	id.....	65	68
Harina.....	id.....	28	117
Guano.....	id.....	5	5
Cueros vacunos secos.....	id.....	6	512
Cueros vacunos salados.....	id.....		21
Cueros diversos.....	id.....		1
Sebo.....	id.....	229	1,310
Pasto.....	id.....	2	2
Lana.....	id.....		100
Cerda.....	id.....		3
Caseína.....	id.....		10
Astas.....	id.....		8

Países y artículos.		Junio, 1905.	Primer semestre de 1905.
BUENOS AIRES—continúa.			
España—Continúa.			
Alpiste.....	toneladas.....		146
Tasajo.....	id.....		132
Huesos y ceniza.....	id.....		69
Tripas.....	id.....		13
Plumas.....	kilos.....		454
Estados Unidos:			
Extracto de quebracho.....	toneladas.....	308	5,475
Quebracho en rollizos.....	id.....	642	9,267
Alpiste.....	id.....	140	500
Lana.....	id.....	425	9,660
Cueros lanares.....	id.....	239	365
Cueros vacunos secos.....	id.....	959	4,746
Cueros vacunos salados.....	id.....	79	215
Cueros de potros salados.....	id.....	126	214
Cueros de potros secos.....	id.....	12	24
Cueros diversos.....	id.....	12	543
Cerda.....	id.....		80
Lino.....	id.....		6
Sangre seca.....	id.....		20
Tasajo.....	id.....		517
Minerales.....	id.....		2
Guano.....	id.....		237
Casolina.....	id.....		3
Azúcar.....	id.....		146
Tripas.....	id.....	30	100
Astas.....	id.....	7	7
Huesos y ceniza.....	id.....	1,097	2,606
Plumas.....	kilos.....		1,661
A varios:			
Trigo.....	toneladas.....	417	3,765
Maíz.....	id.....	198	3,101
Lino.....	id.....	170	4,038
Atrecho.....	id.....	121	389
Harina.....	id.....	71	1,087
Extracto de quebracho.....	id.....	3	178
Cebada.....	id.....	7	12
Semillas.....	id.....	1	8
Tabaco.....	id.....	25	1,561
Melazas.....	id.....		86
Cueros lanares.....	id.....	37	164
Cueros de potros secos.....	id.....		1
Cueros vacunos secos.....	id.....	14	45
Cueros vacunos salados.....	id.....	7	26
Cueros diversos.....	id.....	2	2
Astas.....	id.....		23
Avena.....	id.....		2
Alpiste.....	id.....		401
Cerda.....	id.....	2	20
Azúcar.....	id.....	6	1,063
Aceites y grasas.....	id.....		20
Sobo.....	id.....	2	23
Manteca.....	id.....		8
Lana.....	id.....	247	307
Pasto.....	id.....		1,958
Tortas de lino.....	id.....		37
Tasajo.....	id.....		2,252
Plumas.....	kilos.....		3,503
Vacunos en pie.....	cabezas.....	14	57
Lanares en pie.....	id.....	13	267
Yeguarzos en pie.....	id.....	3	34
Mulas en pie.....	id.....		2,095
Ordenes:			
Trigo.....	toneladas.....	22,159	130,055
Maíz.....	id.....	3,912	96,647
Lino.....	id.....	1,063	15,844
Atrecho.....	id.....	61	996
Harina.....	id.....	131	242
Semillas de mabo.....	id.....		126
Tasajo.....	id.....		1
Alpiste.....	id.....		8
Huesos y ceniza.....	id.....		30
Cebada.....	id.....		27
Avena.....	id.....	152	152
Pasto.....	id.....	17	621
Vacunos en pie.....	cabezas.....		100
Lanares en pie.....	id.....		■
ROSARIO.			
Alemania:			
Maíz.....	toneladas.....	13,869	30,023
Trigo.....	id.....	2,670	28,807
Lino.....	id.....	279	11,237

Países y artículos.		Junio, 1905.	Primer semestre de 1905.
ROSARIO—continúa.			
Alemania—Continúa.			
Afrecho	toneladas.	6,550	22,087
Quebracho	id.	6,842	14,594
Cueros vacunos salados	id.	376	2,610
Cueros vacunos secos	id.	2	2
Minerales	id.	15	75
Pasto	id.	22	398
Alpiste	id.		262
Cebada	id.		17
Cerda	id.		22
Garras	id.		31
Harina	id.		59
Lana	id.		72
Semillas de nabo	id.		45
Centeno	id.		28
Aceites y grasas	id.		30
Tortas de lino	id.		70
Azúcar	id.		
Bélgica:			
Maíz	id.	3,477	20,524
Trigo	id.	3,584	11,595
Lino	id.	9,993	16,430
Semillas de nabo	id.	265	674
Lana	id.	4	94
Borato de cal	id.		200
Afrecho	id.		3,267
Cerda	id.		4
Asas	id.		163
Cueros vacunos salados	id.		785
Cueros vacunos secos	id.		20
Aceites y grasas	id.		214
Alpiste	id.		
Inglaterra:			
Maíz	id.	10,504	24,342
Trigo	id.	864	23,967
Lino	id.	9,003	37,435
Harina	id.	190	528
Quebracho	id.	683	7,833
Minerales	id.		35
Cebada	id.		248
Azúcar	id.		14
Cueros vacunos salados	id.		28
Afrecho	id.		50
Lana	id.		62
Pasto	id.		87
Semillas	id.		
Francia:			
Maíz	id.	3,528	9,002
Lino	id.	2,139	3,384
Semillas de nabo	id.	9	9
Alpiste	id.	98	110
Quebracho	id.	1,185	1,185
Harina	id.		206
Lana	id.		283
Brasil:			
Trigo	id.	3,682	38,192
Harina	id.	754	3,346
Pasto	id.	1,379	8,722
Afrecho	id.		286
Alpiste	id.		14
Maíz	id.		629
Cueros lanares	kilos.		900
Italia:			
Maíz	toneladas.	1,998	6,305
Cueros vacunos salados	id.		39
Cueros vacunos secos	id.		52
Cueros lanares	id.		2
Estados Unidos:			
Cerda	id.	30	85
Lana	id.	263	1,823
Cueros vacunos secos	id.	83	254
Cueros vacunos salados	id.		36
Cueros lanares	id.		168
Cueros diversos	id.	116	627
Huesos	id.	627	6,495
Quebracho en rollizos	id.	2,495	785
Extracto de quebracho	id.	785	
Países Bajos:			
Lino	id.		3,259
Cerda	id.		10
Sebo	id.		4
Sud Africa:			
Pasto	id.		7,082
Afrecho	id.	100	160

Países y artículos.		Junio, 1905.	Primer semestre de 1905.
ROSARIO—continúa.			
España:			
Maíz.....	toneladas.		3, 893
Uruguay:			
Azúcar.....	id.		110
A varios:			
Lana.....	id.		16
Azúcar.....	id.		206
Ordenes:			
Trigo.....	id.	40, 407	417, 022
Maíz.....	id.	138, 719	306, 447
Lino.....	id.	3, 481	117, 276
Afrecho.....	id.		2, 188
Quebracho.....	id.	3, 196	12, 663
Semillas de nabo.....	id.		153
Maní.....	id.	619	619
Alpiste.....	id.		3
Pasto.....	id.		1, 655
Huesos.....	id.		692
ZÁRATE.			
Inglaterra:			
Cuartos vacunos congelados.....	toneladas.	2, 566	14, 244
Cárneros congelados.....	id.	1, 599	9, 288
Menudencias congeladas.....	id.	1, 813	2, 089
Carne conservada.....	id.	23	113
Sebo.....	id.	228	1, 242
Cerda.....	id.		3
Huesos.....	id.		160
Cueros vacunos salados.....	id.		125
Acetate de pata.....	id.		5
Lenguas conservadas.....	id.		2
Sangre seca.....	id.		35
Guano.....	id.		87
Acetates y grasas.....	id.		20
Carne congelada.....	id.		288
Cueros lanares.....	id.		12
Sud África:			
Cuartos vacunos congelados.....	id.	517	3, 325
Cárneros congelados.....	id.	856	1, 672
Menudencias congeladas.....	id.	4	24
Carne congelada.....	id.		50
Ordenes:			
Maíz.....	id.		2, 542
Trigo.....	id.		405
Lino.....	id.		630
BAHÍA BLANCA.			
Inglaterra:			
Trigo.....	toneladas.	27, 066	45, 617
Lana.....	id.		146
Avena.....	id.		435
Carne congelada.....	id.		48
Cárneros congelados.....	id.		2, 513
Menudencias congeladas.....	id.		119
Sebo.....	id.		314
Afrecho.....	id.		100
Cebada.....	id.		■
Cueros lanares.....	id.		45
Alemania:			
Lana.....	id.		2, 344
Cueros lanares.....	id.		28
Cueros vacunos secos.....	id.		7
Maíz.....	id.		1, 109
Afrecho.....	id.		211
Cerda.....	id.		3
Trigo.....	id.	5, 170	5, 170
Bélgica:			
Lana.....	id.		1, 424
Trigo.....	id.	6, 087	12, 696
Cerda.....	id.		11
Avena.....	id.		381
Francia:			
Lana.....	id.		5, 334
Maíz.....	id.		1, 530
Países Bajos:			
Trigo.....	id.	5, 660	5, 660
Lana.....	id.	2, 132	2, 132
España:			
Trigo.....	id.	2, 783	2, 783
Brasil:			
Trigo.....	id.	4, 197	7, 405
San Vicente:			
Trigo.....	id.		■ ■ ■ ■

Países y artículos.		Junio, 1905.	Primer semestre de 1905.
BAHÍA BLANCA—continúa.			
A varios:			
Trigo.....	toneladas.....		4,904
Ordenes:			
Avena.....	id.....		506
Trigo.....	id.....	65,832	259,304
Cebada.....	id.....		■
SAN NICOLÁS.			
Alemania:			
Trigo.....	toneladas.....	211	674
Maíz.....	id.....	5,986	11,379
Lino.....	id.....	221	1,464
Cueros vacunos salados.....	id.....	37	67
Cueros vacunos secos.....	id.....	6	17
Cueros de potros secos.....	id.....	2	2
Lana.....	id.....	99	510
Cueros becerros salados.....	id.....		47
Alpiste.....	id.....		49
Francia:			
Maíz.....	id.....	498	1,568
Alpiste.....	id.....		361
Lino.....	id.....		3,990
Lana.....	id.....		1,375
Semillas.....	id.....		17
Inglaterra:			
Trigo.....	id.....		2,882
Lino.....	id.....		1,566
Maíz.....	id.....		1,681
Brasil:			
Trigo.....	id.....		1,717
Bélgica:			
Lino.....	id.....		227
Alpiste.....	id.....		76
A varios:			
Maíz.....	id.....		98
Trigo.....	id.....		386
Ordenes:			
Trigo.....	id.....	4,606	32,650
Maíz.....	id.....	38,084	65,874
Lino.....	id.....	1,040	38,477
Alpiste.....	id.....		32
Afrecho.....	id.....		107

BOLIVIA.

MENSAJE DEL SEÑOR PRESIDENTE DE LA REPÚBLICA.

Hoy celebra Bolivia el aniversario de su incorporación en el concierto de las naciones soberanas, y esta fecha señala el momento en que el país, junto con la posesión de su libertad, asumió la responsabilidad de sus destinos.

* * * * *

Conforme á las ideas manifestadas en este mismo recinto al inaugurarse el actual período de gobierno, el Ejecutivo ha dado á la política exterior una franca expresión en el sentido de llegar á soluciones prontas, que, á la vez de afirmar nuestras relaciones amistosas con los países vecinos, situándolas en condiciones capaces de satisfacer los recíprocos intereses, concurren á robustecer las energías de la Nación y hacer más real el ejercicio de su soberanía.

No ha creído el Ejecutivo que las muy legítimas y patrióticas aspiraciones de conservar la integridad territorial—infelizmente desmembrada por los hechos—sean bastantes, sin contar con otros elementos,

para impedir arreglos diplomáticos aconsejados por la razón é impuestos por las circunstancias. Ha pensado que Bolivia puede vivir y desarrollarse con kilómetros más ó menos de territorio, pero que no le sería posible lo mismo ni con inconmensurables zonas territoriales, sin industrias, sin crédito, sin vitalidad económica; agotando sus debilitadas fuerzas en una lucha desatentada con sus propias necesidades, que al no ser satisfechas desgastan paulatinamente la importancia de su misma entidad política. No ha creído tampoco que la Nación pueda desarrollarse jugando un rol de país poco menos que semisoberano, sin independencia aduanera, entregado á una pasible cautividad comercial que le obligaba á recibir impositivamente manufacturas y productos extranjeros con sacrificio de los suyos propios no preparados todavía para soportar ninguna competencia.

En cambio el Ejecutivo abraza la más plena seguridad de la consistencia con que puede y ha de organizarse la patria boliviana, exenta de las trabas que detenían su progreso y con medios propios bastantes para vigorizar su engrandecimiento interno á la par de hacerse más respetable en el exterior.

Tales fines han sido contemplados al celebrar el tratado de paz con Chile, como lo son en las gestiones que actualmente hacemos cerca del Gobierno del Perú y lo serán en las que en breve han de iniciarse ante el Gobierno del Paraguay, advirtiendo que nuestra diplomacia no juega ni tiene otros resortes que los de la justicia internacional respetuosamente invocada para una causa legítima que tiene de su lado los principios universalmente consagrados por el derecho de gentes.

Hecho este ligero paréntesis, destinado á manifestar que la política internacional de Bolivia se encamina con lealtad y franqueza, á obtener por medios diplomáticos la solución de sus cuestiones de fronteras y la plena soberanía de sus aduanas, paso á ocuparme de los puntos concretos realizados en el despacho des relaciones exteriores.

Los trabajos de demarcación que comenzaron el año 1902, han quedado interrumpidos á causa de no haberse aprobado todavía por el Congreso de la República Argentina, los protocolos de 14 de mayo de 1898, 23 de abril de 1902 y 28 de enero de 1904, cuya ratificación por parte de ese Congreso es indispensable, para que las operaciones de la comisión demarcadora tengan un carácter definitivo; pero dadas las cordiales y muy sinceras relaciones que nos unen con la hermosa patria de San Martín, así como el común propósito de terminar lo antes posible dichas operaciones, es de esperar que las Cámaras Argentinas presten en este año su ratificación á los protocolos enunciados.

Satisfactorio es anunciaros que el Ferrocarril Central Norte Argentino ha avanzado en terraplenes, en su prolongación á Bolivia, hasta muy cerca de Humahuaca, distante 30 leguas de Jujuy, habiéndose inaugurado ya la primera sección que alcanza á Pumamarca.

Es igualmente satisfactorio anunciaros que el Gobierno Argentino ha mandado comenzar el trabajo del camino carretero de Oran á Yacuiba, cuya terminación se calcula en un año. Este camino, unido al ferrocarril de Ledesma al Oran, está llamado á favorecer grandemente las vinculaciones argentino-bolivianas, estimulando el comercio entre ambas naciones, con lo cual recibirán medios positivos de progreso, muy particularmente nuestros ricos Departamentos de Tarija y Santa Cruz de la Sierra.

Como los medios más eficaces para estrechar las relaciones de los pueblos, son los de ligar sus intereses y acortar las distancias que los separan, el Gobierno Boliviano tiene el propósito de hacer activas y constantes instancias cerca del de la Argentina, en el sentido de acelerar lo más posible la construcción del Ferrocarril Central Norte hasta Tupiza, á fin de empalmar en ese punto con el que desde Potosí bajaremos de nuestra parte, al mismo tiempo que avanza el de Jujuy, según el plan ferroviario que oportunamente será sometido á vuestra ilustrada consideración.

Se encuentra ya funcionando en Río de Janeiro, bajo la presidencia del Excelentísimo Nuncio Apostólico Monseñor JULIO TONTI, el Tribunal Arbitral que debe conocer de las reclamaciones provenientes de actos de administración y hechos ocurridos en los territorios del Acre, conforme al Tratado de Petrópolis.

También se encuentran organizadas las comisiones que han de encargarse de la demarcación de fronteras entre Bolivia y el Brasil y muy pronto se trasladarán al terreno de operaciones, cosa que no fué posible antes por no haberse suscrito el protocolo de instrucciones para la Comisión mixta de ambos países, así como por las excepcionales inundaciones habidas en los territorios por los que deben principiar las operaciones de demarcación. El personal de nuestra Comisión espera en Buenos Aires desde junio último, al de la Comisión Brasileira.

Dando pruebas del propósito que le anima para satisfacer cumplidamente las estipulaciones contenidas en el Tratado de Petrópolis, el Gobierno de los Estados Unidos del Brasil mandó pagar íntegramente la indemnización que reconoció por los territorios cedidos y después ha convocado á propuestas para la construcción del Ferrocarril Madera-Mamoré, con cuyo motivo tiene actualmente en estudio tres que se presentaron dentro del plazo vencido en 30 de junio. Esas propuestas ofrecen realizar el trabajo en el término de tres á cinco años, ejecutando la obra, conforme al decreto de convocatoria, por secciones de á 10 kilómetros.

Es incalculable la importancia de ese ferrocarril para el desarrollo de las industrias, incremento del comercio y progreso general de nuestros territorios amazónicos, como son indecibles los beneficios que de él han de obtener las relaciones de Bolivia con el Brasil, felizmente fundadas con satisfacción recíproca de ambos pueblos, en sentimientos

de verdadera cordialidad, á los que se une el común deseo de fortalecer sus permanentes intereses por la saludable y fecundante vía del intercambio comercial.

Mas, dicho ferrocarril sólo llenaría en parte su importante objeto, si de nuestro lado no adelantáramos desde los principales centros del interior, las vías férreas y fluviales llamadas á ligarse con la línea Madera-Mamoré. Por eso el plan ferrocarrilero estudiado por el Gobierno comprende las líneas de La Paz á Puerto Pando y de Cochabamba al Chimoré.

Se halla ya en ejecución el tratado de paz y amistad que fué aprobado por el honorable Congreso en las sesiones extraordinarias que tuvieron lugar á principios del corriente año. Para complementar las estipulaciones de ese tratado se ha suscrito un protocolo referente á la construcción y explotación del Ferrocarril de Arica á La Paz y otro relativo á la demarcación de fronteras. En el primero se conviene que el ferrocarril, neutralizado en caso de cualquier emergencia, estará sugeto en su administración á las leyes respectivas de los países cuyo territorio atraviesa, y en el segundo, que los pequeños centros de indígenas cuya nacionalidad pudiera afectar el trazo de la línea de frontera, sean mantenidos dentro de la soberanía á que siempre hubieran pertenecido.

El Gobierno de Chile, deferente á las gestiones de nuestra Cancillería, ha manifestado su propósito de otorgar todo género de facilidades para el tránsito por Arica y ha modificado sus reglamentos en el sentido de favorecer el comercio boliviano, permitiéndole rehacer los bultos de mucho peso y volúmen y otorgando un plazo de cien días para la presentación de tornaguías que acrediten haberse realmente importado á Bolivia las mercaderías despachadas en Arica.

Plausible es hacer constar aquí, que á la sombra benéfica de la paz, cuyos resultados han de ser tanto más recíprocamente provechosos, cuanto más leales son los propósitos de ambos Gobiernos para darle alta nota de sinceridad; se desenvuelven francas y cordiales nuestras nuevas relaciones, prometiendo dar creciente impulso al desarrollo de los intereses de los dos pueblos.

Con la aceptación hecha por el Gobierno Argentino del cargo de árbitro en la cuestión de límites que sustentan las Repúblicas de Bolivia y el Perú, ha comenzado la ejecución del tratado de 30 de diciembre de 1902.

El Gobierno, concordando con los patrióticos votos del honorable Senado, ha puesto especial empeño para la conveniente organización de nuestra defensa ante el árbitro y ha constituido diversas comisiones encargadas de preparar y recopilar los abundantes documentos que amparan los derechos de Bolivia. Casi todas esas comisiones han llenado ya su importante cometido, pudiendo decirse que tenemos perfectamente organizadas las bases de la defensa. Sólo resta la tarea de ordenar la

documentación probatoria, para presentarla en la forma y número de ejemplares prescritos por la Comisión argentina asesora del arbitraje; mas puedo asegurarnos que dicha documentación y antecedentes recopilados satisfacen los anhelos del patriotismo, por cuanto evidencian la justicia de la causa que sostenemos.

Acordes Bolivia y el Perú en prorrogar el plazo para la presentación de los respectivos alegatos, se ha obtenido del árbitro que dicho plazo se extienda hasta el 15 de mayo de 1906.

Confía el Ejecutivo que nada estorbará la realización del arbitraje y que cuando éste haya terminado, ambos pueblos acatarán el laudo que lo defina, dando así una prueba más de la afectuosa deferencia que cada uno mantiene por el otro, así como de la fe que les merece la justificación del árbitro libremente elegido. Algo más, crée el Ejecutivo que el arbitraje pactado, sostenido y realizado con sinceridad, será el mejor vínculo de confraternidad que en el porvenir puedan ostentar el Perú y Bolivia.

Siendo indispensable para Bolivia el recobrar la plenitud de su soberanía aduanera, desligándose de los pactos que establecían ciertas franquicias para los artículos de determinadas procedencias, nuestra legación está instruída para invitar á la Cancillería de Lima á dejar sin efecto el acuerdo comercial de 1881, reemplazándolo con otro que satisfaga la legítima aspiración de manejar nuestras aduanas sin restricciones que detengan por más tiempo el desarrollo de las industrias nacionales. Considera el Gobierno que esta es una necesidad vital para el país y en tal sentido se empeña por llenarla.

En el supuesto de que algunas estipulaciones contenidas en el arreglo de paz con Chile lastimaban los derechos peruanos, el Gobierno de Lima había formulado ante el de Santiago una protesta, que posteriormente creyó necesario ratificar ante nosotros, señalando los artículos 2, 3, 7, 10 y 11 del tratado de paz y amistad de 20 de octubre de 1904, como opuestos á los derechos é intereses del Perú. Dichos artículos se refieren á demarcación de fronteras, construcción de un ferrocarril de Arica á La Paz y concesiones de tráfico por esa ruta, á cerca de todo lo cual dice la protesta peruana; que Bolivia tuvo siempre conocimiento de la condición en que se encuentran los territorios de Tacna y Arica y los derechos que el Perú conserva sobre ellos, siendo inexplicable que de una parte reconociera esos derechos, como lo hizo, añade, en el tratado de 23 de septiembre de 1902, cuyo artículo segundo prescribe, que las Altas Partes Contratantes convienen en proceder á la demarcación de la línea que separa las Provincias de Tacna y Arica de la de Carangas, inmediatamente que aquellas vuelvan á estar bajo la plena soberanía del Perú, y que en seguida, agrega, convenga con otra potencia esa misma delimitación.

Á esa protesta que por ningún motivo autorizan los arreglos de paz celebrados entre Bolivia y Chile, se ha contestado en los términos que

vereis en los anexos de la Memoria de Relaciones Exteriores, expresando, que el Tratado de octubre es para el Perú *res inter alios*, incapaz de producirle derechos ni obligaciones; que, por lo mismo, la delimitación de fronteras acordada entre Bolivia y Chile nada tiene de común con la que deberá practicarse según el ajuste diplomático de septiembre del 1892, cuando se llene la condición de que ese pacto hace mérito, esto es, cuando las provincias de Taena y Arica vuelvan á estar bajo la plena soberanía del Perú, y que, por lo que toca al ferrocarril de Arica á La Paz, obra que no afecta de modo alguno á las expectativas reservadas en el Tratado de Ancón, como no les afectarían las de mejora del puerto, ese ferrocarril sólo adquiere atingencias diplomáticas en su prolongación al territorio boliviano, desde la frontera á la ciudad de La Paz, siendo tal prolongación, dentro de su propio territorio, en el cual no comparte con nadie los derechos de soberanía, para lo que Bolivia ha prestado su consentimiento.

El Gobierno, consecuente con su propósito de definir por medios diplomáticos las cuestiones pendientes con los países vecinos, ha estimado necesario constituir una Legación de 1ª clase en Asunción, eligiendo para ese elevado é importante cargo al señor EMETERIO CANO, personalidad eminente en los círculos políticos del país y cuya ilustración y competencia hacen esperar que su misión será eficaz para robustecer las amistosas relaciones de Bolivia y el Paraguay, bajo la amplia base del fomento recíproco de los intereses de ambos pueblos. Concordando con iguales sentimientos, el Gobierno de Asunción ha nombrado por su parte un Plenipotenciario que debe llegar á esta ciudad en poco tiempo más.

* * * * *

En cuanto á correos y telégrafos, el informe detallado que contiene la Memoria del Ministerio del ramo, manifiesta los progresos de estos servicios públicos, durante el presente año.

Con la cuota que le correspondía ha contribuído Bolivia al monumento conmemorativo de la Unión Postal Universal que debe erigirse en Berna.

El intercambio de giros internacionales con los Estados Unidos de Norte América y con Chile se normaliza y se desenvuelve diariamente. Desde octubre próximo se efectuará el cambio directo de giros con la República Francesa, sobre las bases de la Convención de Washington, y están para concluirse idénticos arreglos con el Imperio Alemán y con el Reino Unido de la Gran Bretaña.

Así mismo se normaliza y desenvuelve el intercambio de encomiendas con el exterior.

Las cuentas de tránsito marítimo que se hallaban pendientes hace algunos años con Chile y el Perú, han sido canceladas hasta 1903 inclusive, y hasta 1904 las que se refieren á la República Argentina. Quedarán cubiertas todas esas cuentas hasta el día, tan luego que sean remitidas.

No obstante las gestiones de nuestra Dirección General, no ha llegado aun á ejecutarse el convenio celebrado con el Perú en 1902, sobre intercambio de encomiendas postales, así como el de giros internacionales, para cuyo establecimiento se halla también invitada la Dirección General de Buenos Aires.

En el servicio interno, el aumento de 295,621 piezas entre las recibidas y expedidas en el año de 1904, respecto del de 1903, revela su desarrollo, teniéndose el mayor cuidado en el cumplimiento de las atribuciones de los funcionarios respectivos.

Especial empeño se ha desplegado en la construcción de líneas telegráficas que nos pongan en comunicación más fácil con el exterior: á eso responde la nueva línea de Oruro á Ollagüe ya concluida y la que se ha de comenzar pronto de Puerto Suarez hasta Santa Cruz, así como las reconstrucciones que se han hecho en la que nos liga con la República Argentina.

La importancia de la comunicación con los ríos Beni y Mamoré que se acrecentará en un porvenir próximo, ha decidido igualmente al Gobierno á tender líneas telegráficas al mismo tiempo que se ejecutan las obras de vialidad hacia Puerto Pando y el Chimoré.

* * * * *

En el ramo de fomento, el Gobierno se ha preocupado de realizar las diferentes obras mencionadas en la ley del presupuesto, empleando no solamente los fondos destinados al efecto, sino arbitrando otros mediante combinaciones de crédito, para lo cual hizo uso de las autorizaciones contenidas en las leyes de 18 y 27 de diciembre de 1904. Así obtuvo un empréstito del Banco Argandoña por la cantidad de Bs. 50,000 para impulsar el trabajo del camino de Cochabamba al Chimoré, que tantas facilidades está llamado á prestar al desarrollo industrial y comercial de los departamentos de Cochabamba, el Beni y Santa Cruz, y también destinó Bs. 100,000, fuera de la partida del presupuesto, para el trabajo de captación de las aguas de Cajamarca para Sucre, tomando esa cantidad del sobrante de los Bonos del Estado que se emitieron y colocaron á la par, para cancelar, como se ha hecho, totalmente, los créditos de los bancos.

Practicados con detenimiento los estudios de rectificación del camino de la sierra á Santa Cruz, se ha presupuestado la obra en Bs. 70,000, cantidad que no estando consultada en la ley financiera de la presente gestión, se trata de arbitrar y así se hará, mediante un empréstito bancario; esto con el objeto de aprovechar la actual estación para los trabajos y no aplazarlos hasta el año próximo.

Las crecientes necesidades del comercio en las provincias de Larecaja, Muñecas y Caupolicán, imponían la habilitación de un puerto menor sobre el lago Titicaca, puerto que se ha fijado y trabaja actualmente en el punto denominado Sotolaya, previo el estudio técnico que minuciosamente se practicó sobre toda la costa del lago. También se

ha ordenado á la Prefectura de Cochabamba, que proceda á elegir un punto adecuado para el establecimiento del futuro puerto sobre la margen izquierda del Chimoré y se ha instruido á la del Beni que acuerde las medidas del caso para la fundación de otro puerto en Guayaramerín, punto terminal del ferrocarril Madera-Mamoré.

Siendo la construcción de ferrocarriles el asunto que más interesa al progreso de la Nación, el Ejecutivo le ha prestado dedicación preferente, haciendo practicar un estudio general de las principales líneas, dentro de un plan que, á la vez de ligar entre sí los centros más poblados de la República—punto que tanto interesa á la solución satisfactoria de varios problemas internos, político-sociales—y de aproximar los rieles á los asientos mineros y agrícolas; facilite nuestro intercambio comercial por el Amazonas, el Pacífico, el Plata y el Paraguay.

Cabe aquí una delaración que quite de una vez para siempre los celos y suspicacias que fuera del país suelen manifestarse acerca de nuestros propósitos; Bolivia al transar sus diferendos internacionales busca la leal amistad de sus vecinos; no pretende aproximaciones especiales con nadie y tampoco trata de separarse de ninguno: al construir ferrocarriles quiere facilitar su acceso á las fronteras de la Argentina y de Chile, del Perú y del Brasil, pueblos á los cuales pide, sin embozo de ningún género, le permitan el ejercicio franco de los derechos que la ciencia internacional llama de uso inocente. Toca á ellos atraerse en noble competencia el comercio boliviano, según las facilidades de tránsito y garantías que le ofrezcan, porque, así como las simpatías no se decretan, las corrientes comerciales no se imponen: aquellas fluyen de causas morales que la política puede robustecer, mas nó crear; estas dependen de los medios liberales que los pueblos emplean con otros pueblos, para atraerse recíprocamente, ligando sus intereses.

Formado el concepto general de la red ferroviaria á construir, resulta que el país necesita diez y seis millones de libras esterlinas y diez años de trabajo para llevar los beneficios del ferrocarril de un extremo á otro de la República.

Ahora bien, obra tan grandiosa requiere método, serenidad en el pueblo y sus representantes y mucha energía para realizarla.

En cuanto al método el Ejecutivo adopta sin reservas el indicado en el luminoso y muy interesante informe del ingeniero Mr. Sisson, que se os presenta junto con las Memorias Ministeriales acompañadas á este Mensaje; respecto á la serenidad para juzgar el asunto, sin apasionamientos localistas que todo lo desvirtúan, confiamos que la tendrá, cual corresponde, la Representación Nacional, y por lo que toca á la energía el Gobierno responde que la habrá en el grado necesario, para que las aspiraciones patrióticas alcancen realidad.

Según el método indicado corresponderá dividir el trabajo en dos partes, cada una de las cuales supone en su ejecución el empleo de un grado superior de esfuerzo.

La Primera parte se realizaría en un período de cinco años, á partir de marzo de 1906 para terminar en marzo de 1910, comprendiendo las siguientes líneas, cuyo costo de ocho millones de libras esterlinas cree el Ejecutivo poder conseguir sobre los dos de que la Nación dispone actualmente:

De Viacha á Oruro, comprendiendo Corocoro. De Oruro á Potosí, siguiendo la ruta de Machacamarca, Huanuni, Bombo, Uncía, pasando por Llallagua, cimas del Calmina, Morachaca, Macha, Pocoata, Ayoma, Culta, Leñas, Yocalla, Totorá. De Potosí á Tupiza, donde empalmará con el Central Norte Argentino. De Oruro á Cochabamba. De La Paz á Puerto Pando, punto de conexión con la vía fluvial, para ir en demanda del ferrocarril Madera-Mamoré. Además, de Macha seguirá la línea hasta Sucre, desprendiéndose del mismo punto un ramal á Colquechaca y, finalmente, la línea Potosí-Tupiza extenderá dos ramales, uno de Chaquilla á Porco y otro de Cotagaita al Chorolque.

Los planos y mapas que acompañan al informe de Mr. Sisson dan una idea completa de los ferrocarriles anotados, que, cual queda dicho, pueden construirse en los cinco años que median entre 1906 y 1910.

Si se tiene presente que dentro del mismo tiempo estarán terminados, según los acuerdos internacionales que actualmente se ejecutan, el Ferrocarril Central Norte Argentino hasta Tupiza, el de Arica á La Paz y el del Madera-Mamoré, será posible persuadirse de que en un lustro escaso estarán ligados, á través del altiplano andino, el Amazonas y el Plata, cruzando de Sud á Norte las vías ferreas todo el territorio boliviano; como será posible contemplar que esos ferrocarriles que tocan en sus extremos las dos arterias fluviales más poderosas del mundo, tienen tres grandes corrientes sobre el Pacífico, por las líneas Huaqui-Mollendo, Arica y Antofagasta.

Quizá para algunos espíritus escépticos y también para los que creen que el patriotismo consiste en imitar al rey moro que perdió Granada, cuando no en vituperar contra los actos de mayor abnegación, atribuyéndoles siempre lo más odioso que conciben las almas viles; parezca fantástico é irrealizable el proyecto aludido en los renglones que anteceden. No importa. El Ejecutivo tiene por su parte la más plena seguridad de realizarlo, siempre que el H. Congreso se digne prestarle su aprobación, sin que sean admisibles las aparentes razones de que el país aun no puede tanto ni dispone de tanto dinero, pues, si tuviéramos los fondos listos en las arcas fiscales, el asunto no merecería mayor importancia, reduciéndose apenas, á un acto de simple administración: hay que arbitrarlos y para eso sirven el crédito y las finanzas, advirtiéndole que las naciones no son grandes por sus muchas leguas de territorio, sino por su espíritu y la energía con que saben afrontar y resolver los difíciles problemas que interesan á su porvenir, y es esa la grandeza que debemos aspirar para Bolivia.

Después viene la segunda parte de la obra tan importante como la primera, con las prolongaciones de Cochambamba al Chimoré y Santa Cruz, de Sucre por el Acero y Padilla á Cordillera y las demás que se encuentran anotadas en el mapa general formado por Mr. Sisson. Esta segunda parte demandará otros cinco años de trabajo.

Tarija ha de tener su conexión con el Central Argentino y con el de Ledesma prolongado á Yacuiba.

Sólo una vía férrea, la del río Paraguay á Santa Cruz, decía con mucho acierto mi antecesor en la Presidencia de la República, en acto análogo al presente, puede construirse en dirección inversa, sin contrariar el plan absoluto que impone la naturaleza del territorio boliviano. Así lo deciden realmente la geografía y la política, unidas al vital interés de no retardar el desenvolvimiento de los ricos territorios del Oriente. Por eso el Ejecutivo, aceptando la propuesta de la compañía inglesa *The Bolivian Corporation Limited*, representada por *WALTER J. HOOKER*, ha concedido la construcción de un ferrocarril que partiendo de la Gaiva termine en Santa Cruz, con ramal á Cordillera y otros puntos del mismo departamento de Santa Cruz que se considere necesarios. Dicha propuesta, que, sin exigir garantía de ningún género, permite la simultaneidad de trabajos en el norte, sud y oriente de Bolivia, se obliga á depositar Bs. 50,000 para garantizar de su parte la ejecución de la obra, comprometiéndose además, a tender una línea telegráfica para el servicio público en toda la extensión del ferrocarril y á construir muelle y demás obras indispensables en el puerto que se designe, sea en la misma Gaiva ú otro punto sobre el río Paraguay. En compensación se le han concedido tierras, en lotes alternados, sobre ambos lados de la línea.

Respecto al ferrocarril de Uyuni á Potosí, que el Gobierno considera útil construir, no sólo para satisfacer las actuales necesidades de la industria y el comercio de este importante asiento minero, sino para que en lo futuro la antigua Villa Imperial, que ha de ser punto intermedio de la línea Tupiza, Potosí, Oruro, tenga también acceso sobre el otro sistema ferrocarrilero Antofagasta, Uyuni, Oruro, que actualmente existe. Respecto á ese ferrocarril decía, en momentos en que los ingenieros norteamericanos contratados por el Gobierno iban á empezar los estudios de la línea, se ha celebrado un acuerdo con la compañía del Ferrocarril de Antofagasta, según el cual dicha compañía se compromete á ejecutar tales estudios por el costo convenido de £3,200, que se aplicará á la cuenta de capital si la compañía toma la construcción del ferrocarril; en caso contrario le será abonado ese importe por el Gobierno, quien dispondrá de los mapas, planos, presupuestos, etc., formados con ocasión de los estudios hechos. Por este motivo los ingenieros norteamericanos antes referidos, han vuelto á Oruro para continuar el estudio del ferrocarril entre Oruro y Potosí.

LA HACIENDA NACIONAL.

Satisfactorio es anunciaros la bien acentuada tendencia hacia el mejoramiento de la hacienda nacional, contribuyendo para ello en grado muy apreciable, los últimos arreglos internacionales y la paz de que felizmente goza la República.

El ingreso de capitales extranjeros y el espontáneo ofrecimiento de ellos constituyen de suyo, un beneficio y un estímulo para nuestras, nacientes industrias, siendo también, síntoma seguro para revelar las condiciones favorables en que se encuentra el país. Me refiero en esto, al establecimiento en Bolivia del Banco de Chile y Alemania, así como á las gestiones confidencialmente hechas con igual objeto, por el representante del Banco Alemán Trasatlántico, y me refiro también, al hecho muy honroso para el crédito nacional, de que un sindicato belga, primero, y banqueros inglesos después, ofrecieron al Gobierno facilitarle empréstitos por 50,000,000 de francos y por 1,000,000 de libras esterlinas, respectivamente.

El Ejecutivo creyó prudente reservar para más tarde toda operación financiera de ese género, que no podía tampoco realizarse sin previa autorización legislativa y objeto especial de inversión.

Los ingresos del ejercicio económico de 1904 acusan un superávit en relación á los quebrantos sufridos. Con todo, el crecido déficit con que se sancionó el presupuesto de esa gestión, no pudo desaparecer.

* * * * *

Emitidos los Bonos del Estado conforme á la ley de 7 de noviembre de 1904, se colocaron á la par, cancelándose con su producto la totalidad de las deudas que la caja fiscal reconocía á los bancos.

Está, pues, iniciado en muy plausibles condiciones el crédito de la nación y pronto adquirirá tal consistencia que ha de ser posible afrontar en el año próximo, con garantías efectivas de éxito seguro y estable, la conversión de la deuda interna, para cumplir así una obligación del Estado y dar vida á una riqueza que hoy nada representa.

Como medida urgente que ampare el patrimonio nacional, seriamente comprometido por la imprevisión de otras épocas, es indispensable la reforma de la ley de adjudicación de estradas gomeras, tan inconsulta y tan perjudicial para el fisco y para los industriales de buena fe. Bastará para eso sancionar la ley de tierras que se encuentra pendiente ante el Honorable Senado.

Para prestar á la industria minera las legítimas garantías á que tiene derecho y hacer menos posibles los innumerables litigios que ahora la perturban, recomiendo al Honorable Congreso se digne prestar atención á las indicaciones contenidas en ese orden en la Memoria de la Secretaría de Hacienda é Industria, que registra además datos muy importantes sobre el movimiento económico general.

La Casa Nacional de Moneda no puede subsistir en las actuales deficientes condiciones. Por eso el Ejecutivo mandó trasladar de Uyuni

á Potosí, sin reparar en el costo, la nueva maquinaria allí estancada de largo tiempo atrás, y ha pedido á Europa por indicación de su inteligente director Señor BARSUCH, otros elementos de suma importancia para asegurar y mejorar el provechoso funcionamiento de dicha casa.

RESUMEN ESTADÍSTICO DEL MOVIMIENTO DEL COMERCIO EXTERIOR DE BOLIVIA, CORRESPONDIENTE AL AÑO DE 1904.

IMPORTACIÓN Y EXPORTACIÓN.

Mientras se prepara la compilación estadística detallada del movimiento general de las aduanas y agencias aduaneras de la República, correspondiente al año de 1904, y que, cual en años anteriores, será publicada en volumen especial, adelantamos aquí los grandes resúmenes que arrojan los cuadros de dichas aduanas, y son como sigue:

Aduanas.	Importaciones.		Exportaciones.	
	Kilos.	Valores.	Kilos.	Valores.
		<i>Bolivianos.</i>		<i>Bolivianos.</i>
Antofagasta.....	17,558,257	7,800,978.63		
La Paz.....	22,774,634	7,006,191.12	4,659,141	3,725,188.80
Yuni.....	24,032,510	1,833,592.21	29,570,760	7,496,068.63
Arica.....	2,220,766	880,953.32		
Tarja.....	553,977	817,464.45	1,714,438	1,467,455.70
Puerto Suárez.....	448,620	494,412.90	258,306	87,038.32
Villa-Bella.....	631,323	433,220.85	265,449	633,191.95
Oruro.....	631,800	315,931.03	831,717	2,007,402.70
Pelehuco.....	1,699,454	213,138.22	13,132,299	5,551,827.00
	62,514	27,560.86	79,876	194,794.31
Total.....	70,613,835	19,828,444.59	50,511,966	21,162,947.44

Cuadro estadístico de las mercaderías exportadas de San Francisco con destino á Bolivia en los meses de julio y agosto de 1905.

		Bultos.	Cantidades.	Valor.	
			<i>Kilos.</i>		
Julio.....	<i>Vía Mollendo.</i>				
	Aguardientes.....	98	4,483	\$925.00	
	Arroz.....	100	2,100	192.50	
	Conservas y comestibles.....	374	22,715	2,523.45	
	Harinas de trigo.....	6,750	310,333	13,925.00	
	Harinas de maíz.....	100	4,600	210.00	
	Manteca de cerdo.....	233	9,211	1,850.78	
	Vinos.....	41	2,649	453.70	
	Varios.....	334	7,826	1,204.53	
	Total.....	8,030	363,919	21,324.96	
	<i>Vía Antofagasta.</i>				
	Aguardientes.....	17	722	172.50	
Conservas y comestibles.....	14	644	101.40		
Harinas de trigo.....	2,000	92,299	4,055.00		
Varios.....	42	1,962	913.13		
Total.....	2,073	95,627	5,242.03		
Grand total.....	10,094	459,546	26,566.99		
Agosto.....	<i>Vía Mollendo.</i>				
	Conservas y comestibles.....	189	6,389	1,170.00	
	Harinas de trigo.....	12,209	562,300	22,684.59	
	Manteca de cerdo.....	66	2,565	378.00	
	<i>Vía Antofagasta.</i>				
	Manteca de cerdo.....	12,455	571,254	24,232.59	
	Total.....	80	4,512	463.00	
Total.....	12,535	575,766	24,095.59		

COSTA RICA.

DATOS SOBRE LA SITUACION FISCAL Y COMERCIAL DEL PAIS.

[Extracto de la Memoria correspondiente al año fiscal de 1904-5, presentada al Congreso Constitucional por el Señor Don JUAN FRANCISCO ECHEVERRÍA, Secretario de Hacienda y Comercio de la República.

INGRESOS.

En el año fiscal de 1904-5, las Aduanas han producido rendimientos bastante satisfactorios. Excluyendo el 5 por ciento de derechos aduaneros establecido sobre las mercaderías destinadas al consumo de Limón, aplicable al hospital de aquella comarca, y los derechos sobre exportación de maderas que también tienen por la ley un destino especial, el cálculo del presupuesto de 1904-5 en el producto de las Aduanas monta á 3,533,000 colones y el resultado obtenido es de 3,696,166.02 colones, de modo que ha habido un superávit de 163,166.02 colones.

En el año fiscal anterior la entrada de las Aduanas ascendió á 3,492,613.24 colones y en el año trasanterior fué de 2,965,017.14 colones.

Es evidente, pues, la mejora del producto aduanero en el último año económico, lo cual patentiza un acrecentamiento en la vida comercial del país una vez que la tarifa aduanera que ha regido durante ese último año económico es la misma que en general ha estado en vigor en los otros años económicos citados. En el capítulo de la importación está demostrado también que la habida en el último año es la mayor que se ha verificado de ocho años á esta parte.

El siguiente cuadro de comparación entre el cálculo del presupuesto y los rendimientos obtenidos dará una idea clara de la percepción del producto de las aduanas durante el año.

Año fiscal de 1904-5.

	Cálculo del presupuesto.	Entradas.
	Colones.	Colones.
Por derechos de aforo.....	2,982,000.00	3,158,449.05
Por muellaje de importación.....	117,000.00	113,925.19
Por muellaje de teatro.....	234,000.00	225,577.87
Por muellaje de equipajes.....	27,800.00	32,408.37
Por muellaje de exportación.....	71,000.00	64,696.37
Por bodegajes y reembarques.....	5,400.00	5,829.73
Por mitad derechos de exportación de concha-perla.....	6,000.00	2,751.61
Por remate de mercaderías.....	10,000.00	91,189.82
Por paquetes postales.....	80,000.00	
Total.....	3,533,000.00	3,696,166.02

En la práctica la percepción del impuesto aduanero no se verifica sin dificultades. El Poder Ejecutivo ha estado prestando la debida atención á tan importante elemento de la vida fiscal y espera que dentro de poco estará terminada una nueva tarifa que descansa sobre bases más científicas y que pueda por lo tanto guiar con criterio más claro y seguro tanto al introductor como al empleado de Aduana.

Las franquicias establecidas son ya bastante numerosas. Tal vez no sería aventurado afirmar que sobre una tercera parte de la importancia habida, no se han percibido derechos aduaneros, pues ora por protección dispensada á la industria minera, ora para el mantenimiento y desarrollo de empresas ferroviarias, ora por tratarse de materia prima para las industrias nacionales, ora por consistir la introducción en efectos destinados á obras municipales, etc., las Aduanas, en actamamiento de las leyes respectivas, no han hecho, en los casos indicados, efectivos los derechos arancelarios. La renta aduanera obtenida no descansa, pues, sino sobre una parte de la importación verificada, en virtud de las leyes proteccionistas vigentes.

Licores y tabacos.—En cuanto á la renta de licores cabe asegurar que ha cesado el descenso que se había venido notando en ella. En el año económico de 1902 á 1903 la utilidad obtenida ascendió á 974,163.94 colones; en el año económico de 1903 á 1904 el producto fué de 997,979.94 colones, y en el año de 1904 á 1905 el resultado monta á 1,075,659.78, por donde se ve que la utilidad del último año ha superado la del anterior en 77,679.84 colones.

En la Fábrica Nacional se hace científicamente la elaboración de los licores fuertes; el trabajo se halla bajo la dirección de un licorista francés que se hizo venir expresamente para ponerlo al frente de ese departamento. En cuanto á las mistelas que allí se elaboran, puede afirmarse que son de tan buena calidad como la de las mejores clases extranjeras; para facilitar la venta de ellas y evitar así la existencia de un gran depósito en la fábrica, se acordó disminuir la cantidad antes establecida como *mínimum* para cada venta que se hiciera.

La producción de alcohol en la fábrica Nacional es superior á la cantidad que requiere el consumo; de ahí un estancamiento de ese producto, estancamiento que la ciencia ha venido á brindar un medio de combatir en parte.

En efecto, hoy se puede desnaturalizar el alcohol, es decir, inutilizarlo para la fabricación del licor fuerte y dejarlo apto únicamente para otros usos industriales. La Administración Pública, aprovechando esa circunstancia, disminuyó el precio del alcohol desnaturalizado y de ese modo puede aumentarse su consumo sin peligro de competencia para el monopolio del licor fuerte.

La renta de tabacos en el año económico de 1904 á 1905 es superior á la del año anterior; en ésta la utilidad obtenida fué de 85,256.08 colones y en el de 1904 á 1905 ha sido de 141,210.94 colones, ó sean 55,954.86 colones más.

La renta de tabacos como renta especial de artículo estancado tiene que desaparecer en virtud de la ley que abolió el monopolio y permitió la introducción por particulares del tabaco breva y en rama. La ley abolicionista del monopolio entró en vigor en seguida, pero en cuanto á la introducción por particulares del tabaco breva y en rama, sólo ha estado en vigor, durante el año económico de 1904-5, la libertad de

introducción del tabaco breva bajo el derecho arancelario; por lo que hace al tabaco en rama, el Poder Ejecutivo, autorizado debidamente, lo ha mantenido estancado en cuanto á su introducción y el producto de que he hablado proviene de la venta de ese artículo realizada por el Poder Ejecutivo durante el año. Cuando se ponga en práctica la libertad de la introducción del tabaco en rama, bajo el derecho arancelario establecido, la renta que con su estanco se ha obtenido se convertirá en renta aduanera, lo cual significará una ventaja para el Erario.

Papel sellado y timbres.—La renta hecha efectiva durante el año por medio de la venta del papel sellado ha sido de 62,152.19 colones, es decir 7,152.19 más que lo calculado en el presupuesto y 7,194.20 más que el año anterior: se calculó en 30,000 colones y el producto ha sido de 36,334.65 colones, superior en 6,252.71 colones al del año anterior.

Servicios.—La entrada obtenida en el ramo de Correos y Telégrafos monta á 188,359.59 colones contra 180,000 colones que se calcularon en el presupuesto. Aparte de ese superávit sobre lo presupuesto, el producto del último año económico ha sido superior al del año anterior, en el cual alcanzó á 182,937.74 colones y al del año tras anterior en que los Correos y Telégrafos produjeron solamente 158,688.59 colones.

El servicio de paquetes postales dió un producto de 91,189.92 colones. El año anterior fué de 80,016.56 colones y el año de 1902-3 fué solamente de 53,455.61 colones.

Los enteros hechos por el Registro Público durante el año ascienden á 28,832.35 colones; el año anterior el total fué de 25,696.70 colones. El Registro Civil ha producido en el año la suma de 145 colones. En junto ambos Registros han dado 28,977.35 contra 26,000 colones que fué lo presupuesto.

Los demás departamentos produjeron:

	Colones.
La Tipografía Nacional.....	12, 078. 30
El Liceo de Costa Rica.....	10, 775. 32
El Colegio Superior de Señoritas.....	2, 310. 00

El cuadro comparativo que aparece á continuación da el producto de los departamentos administrativos de los dos años anteriores cuyas entradas figuran en las cuentas de la Contabilidad bajo la denominación de servicios:

	1902-3.	1903-4.	1904-5.
	<i>Colones.</i>	<i>Colones.</i>	<i>Colones.</i>
Correos y Telégrafos.....	158, 688. 59	182, 937. 74	188, 359. 59
Registro Público y Civil.....	27, 668. 00	25, 906. 70	28, 977. 35
Tipografía Nacional.....	15, 339. 82	11, 162. 41	12, 078. 30
Liceo de Costa Rica.....	2, 953. 33	5, 301. 66	10, 775. 32
Colegio Superior de Señoritas.....	3, 604. 40	1, 980. 00	2, 310. 00
Total.....	208, 254. 14	227, 288. 51	242, 500. 56

Lo presupuesto por servicios públicos para el año fiscal á que se contrae este informe, asciende á 225,000 colones, de modo que habiendo sido la entrada de 242,500.56, hubo un superávit de 17,500.56.

Además de las entradas antes enumeradas hubo las siguientes:

	Colones.
Explotación de bosques nacionales.....	474.80
Censos por baldíos.....	9,602.98
Devolución varias.....	1,242.33
Multas.....	3,008.40
Masitas.....	3,709.50
Eventuales.....	34,070.82
Total.....	52,108.83

En resumen las entradas ordinarias se detallan así:

	Colones.
Aduanas.....	3,696,166.02
Licores.....	1,075,659.73
Tabacos.....	141,210.94
Papel sellado y timbres.....	98,486.84
Servicios.....	242,500.56
Otras entradas.....	52,108.83
Total.....	5,306,132.97

Entradas diversas.—Hasta aquí se ha dado cuenta de las entradas ordinarias. Ahora se tratará de las diversas, que son aquellas que no tienen la regularidad de las ordinarias, y por razón de su importancia se tratará primero y especialmente las provenientes del uso del crédito.

El 16 de junio de 1904 la Secretaría de Hacienda celebró con el Señor DON MINOR KEITH un contrato por el cual abrió al Gobierno el Señor KEITH un crédito por la suma de \$200,000, oro americano, con el 9 por ciento de interés anual. Hecha deducción del primer semestre de intereses y de los gastos ocurridos, el Gobierno hizo uso del crédito en la moneda estipulada é importó al país \$190,965 en moneda americana.

Aparte de las ventajas que para nuestro sistema monetario implica el aumento de oro en la circulación, un provecho más se alcanzó con el uso de ese crédito. Uno de los propósitos del Gobierno al tomarlo fué el de conseguir fondos á modico interés para poder llamar al pago á acreedores del Fisco que no estuviesen dispuestos á rebajar en sus acreencias la tasa de interés con que se habían constituido, que era alta ya en aquel momento y que era una de las causas que contribuían á impedir que el Tesoro Público pudiera llegar á tener alguna holgura. Acreedores hubo que retiraron el monto de sus créditos y con otros se consiguió la reducción que se buscaba en el tipo del interés.

Hecha la deducción de lo pagado al Señor KEITH durante el año por razón de ese crédito el saldo á su favor al 31 de marzo de 1905 montaba á \$77,000, oro americano, contra \$200,000 que era el total del crédito originariamente.

Por depósitos de particulares se ha recibido durante el año la suma de 215,741.05 colones y se ha pagado la de 106,543.45, de modo que el saldo entrado por este título fué de 109,197.60.

Liquidadas al 31 de marzo de 1905 las antes indicadas y las demás entradas diversas habidas, el monto neto de ellas es el siguiente:

	Colones.
Valores ingresados que han aumentado la deuda consolidada.....	8, 210. 19
Los que aumentaron la deuda flotante.....	368, 147. 88
Los que han disminuido las cuentas á cobrar.....	231, 772. 91
Los que han disminuido los efectos fiscales.....	33, 089. 00
Totales de entradas diversas.....	641, 219. 98

Sumadas las entradas ordinarias con las diversas tenemos:

	Colones.
Ordinarias.....	5, 306, 132. 97
Diversas.....	641, 219. 98
En junto.....	5, 947, 352. 95

EGRESOS.

En general las entradas fiscales se han aplicado á la satisfacción de las necesidades del servicio público, á la disminución de los créditos pasivos, á la conservación y mejora de la empresa nacional el Ferrocarril al Pacífico, á la conservación de las carreteras y á la construcción de caminos y de puentes.

Los egresos ordinarios durante el año fiscal han sido los siguientes:

	Colones.
Poder Legislativo.....	59, 555. 44
Cartera de Gobernación.....	544, 747. 63
Cartera de Policía.....	148, 289. 00
Cartera de Fomento.....	378, 240. 69
Cartera de Relaciones.....	90, 170. 74
Cartera de Justicia.....	284, 160. 18
Cartera de Culto.....	22, 215. 00
Cartera de Beneficencia.....	35, 964. 84
Cartera de Instrucción.....	815, 439. 60
Cartera de Guerra.....	456, 045. 20
Cartera de Policía de orden, etc.....	295, 195. 23
Cartera de Marina.....	41, 572. 76
Cartera de Hacienda.....	942, 058. 91
Total.....	4, 113, 655. 22

Los presupuestos, original y adicional, que han regido durante el año, establecieron como base para los gastos la suma de 4,065,460.99. Sobre lo presupuesto se ha gastado de más la cantidad de 148,112.97 colones y de menos 99,918.74 colones, de modo que la diferencia entre el presupuesto y las erogaciones ha sido de 48,194.23.

Tal diferencia proviene de gastos imprevistos. La necesidad bien sentida de entablar negociaciones para el arreglo de la cuestión de límites del territorio de la República, dió lugar al envío de legaciones

que tuvieron por resultado un exceso de gasto sobre lo presupuesto en la Cartera de Relaciones Exteriores; igual consecuencia hubo del envío de la legación á Honduras.

Por otra parte es difícil que el presupuesto calcule con exactitud algunas erogaciones ocasionadas por hechas que pueden ocurrir en mayor ó menor escala. Tal sucede con las primas establecidas por algunas leyes, las establecidas por el cultivo del cacao por ejemplo. Para hacer frente á ellas se prepuso la cantidad de 5,000 colones y ha habido necesidad de pagar, en acatamiento de la ley respectiva, la suma de 11,993.25, es decir, más del doble de lo calculado en el presupuesto.

Las salidas diversas se descomponen así:

	Colones.
Las que han disminuido la deuda consolidada.....	29,943.12
Las que han disminuido la deuda flotante.....	1,064,837.89
Las que han disminuido los efectos fiscales.....	160,388.81
Las que han acrecentado las cuentas á cobrar.....	320,969.77
Las que han acrecentado los efectos fiscales.....	25,971.17
Las que han acrecentado las propiedades nacionales.....	231,586.97
Total.....	1,833,697.73

En la cantidad fijada por salidas diversas que han acrecentado las propiedades nacionales, está incluida la suma de 214,120.77, que no es otra cosa que la diferencia entre los gastos y las entradas del Ferrocarril al Pacífico, así:

Gastos:	Colones.
Pago de cupones	189,304.38
Facturas.....	20,427.55
Explotación, etc.....	210,830.46
	<hr/>
	420,562.39
Entradas	206,441.62
	<hr/>
Diferencia	214,120.77

Para fijar la pérdida habida efectivamente, debe deducirse de la diferencia indicada lo gastado en hacer adquisiciones y mejoras para la Empresa y que son por lo tanto valores de propiedad nacional representados en lo que se ha adquirido y en las mejoras efectuadas. En consecuencia debe deducirse lo siguiente:

	Colones.
Expropiaciones	2,369.24
Materiales	21,957.00
Edificios para estaciones	2,174.50
Leña en existencia	6,660.56
Varios.....	1,830.37
	<hr/>
Total	34,991.67

Queda, pues, como pérdida efectiva, la suma de 179,129.10, pero cabe á este respecto una explicación en cuanto á si la Empresa misma ha dejado pérdida, es decir, si resultan más salidas que entradas tomando

en cuenta únicamente lo que la Empresa ha gastado y lo que ha recibido sin calcular lo que el Gobierno ha debido emplear en la satisfacción de las obligaciones pendientes con motivo de la construcción del ferrocarril.

Si se tomara, pues, como base únicamente la contabilidad del Ferrocarril al Pacífico, tendríamos que las entradas montaron á 222,229.71 y las salidas por la explotación á 197,878.42 colones, de modo que hubo una utilidad en la Empresa, considerada aisladamente, de 24,351.29 colones. La diferencia entre la suma de 206,441.62 colones que como entrada indique al formular la cuenta general y la que ahora indico en la cuenta especial de la Empresa, proviene de que la primera suma (206,441.62 colones) está formada únicamente con el movimiento de los servicios prestados al público y al Gobierno.

Por lo tanto la pérdida de 179,129.10 colones que indique al formular la cuenta general, debe entenderse en cuanto los rendimientos de la Empresa no han alcanzado á cubrir el total de la suma pagada por cupones ó sea los intereses de la deuda, ó en otros términos en cuanto al Ferrocarril al Pacífico no ha producido en el año lo necesario para el pago de los gastos de explotación, mejora é intereses de los bonos representativos de la deuda.

En junto suman las salidas ordinarias y las diversas la cantidad de 5,947,352.95 colones, así:

Ordinarias	Colones. 4, 113, 655. 22
Diversas	1, 833, 697. 73
Total de salidas	5, 947, 352. 95

COMPARACIÓN.

Hecha la relación de las entradas y las salidas, es el caso de investigar si ha habido beneficio para el Fisco y cómo estaba representado al terminar el año económico. Según lo que ha quedado expuesto, las entradas ordinarias montaron á 5,306,132.97 y las salidas ordinarias á 4,113,655.22, de modo que hubo un superávit en las entradas de 1,192,477.75. Como las entradas diversas son menores que las salidas diversas, la diferencia entre ambas tiene que ser la aplicación del superávit entre las entradas ordinarias y las salidas ordinarias.

En concreto el beneficio obtenido por el Fisco ó sea el superávit de 1,192,477.75 estaba representado así el 3 de marzo de 1905:

Salado á favor del Gobierno en la cuenta corriente con el Banco de Costa Rica	Colones. 251, 341. 69
Disminución de la deuda interior	724, 597. 53
Diferencia en las cuentas del Ferrocarril al Pacífico	214, 120. 77
Cantidad distribuida en varias partidas	2, 417. 76
Suma igual	1, 192, 477. 75

DEUDA INTERIOR.

Al principiar la Administración actual pesaba sobre el Erario, con motivo del empréstito de guerra de 1898, una obligación á favor del Banco de Costa Rica por la suma de 423.118.29 colones, y al concluir el año fiscal de 1904-5 esa deuda estaba completamente extinguida; del 31 de marzo de 1904 al 31 de marzo de 1905 se hizo el pago del saldo que montaba á la suma de 100,945.41. Igual cosa ha sucedido con el empréstito que se llevó á efecto con el Banco de Costa Rica, según contrato de 28 de febrero de 1903-4, el monto del saldo á favor del banco, por razón de dicho empréstito, era de 311,897.30 colones, los cuales le fueron pagados durante el año fiscal de 1904-5.

La cuenta corriente del Gobierno con el Banco de Costa Rica arrojó el 31 de marzo de 1904 un saldo de 150,748.99 colones en contra del Erario; el 31 de marzo de 1905 no sólo estaba pagado ese saldo en contra, sino que la misma cuenta arrojó un saldo en favor del fisco de 251,341.69.

La deuda á favor del Banco Anglo-Costarricense se ha reducido también considerablemente. Al principiar el año económico el saldo á favor de aquella institución montaba á 444,811.70 y al concluir el mismo año tal saldo no era sino de 132,792.16, de modo que se amortizaron 312,019.54 colones.

La deuda interior se descompone así:

En moneda nacional.

	Colones.
Empréstito escolar.....	75,400.00
Bonos saneamiento, Limón.....	1,491,000.00
Instituciones de caridad.....	760,092.56
Fondos eclesiásticos.....	65,000.00
Instrucción profesional.....	194,344.05
Legado y depósitos pupilos Barroeta.....	157,752.33
Fondos Colegio de Cartago.....	27,750.00
Municipalidades.....	41,663.36
Juntas de educación.....	2,114.75
Vales á pagar.....	487,253.81
Depósitos de particulares.....	892,447.05
Depósitos de Aduana.....	37,131.27
Banco Anglo-Costarricense.....	132,792.16
Billetes, emisión de guerra.....	26,518.75
Giros postales con Francia.....	22,164.32
Cuentas en el país.....	10,057.64
Varios.....	64,711.09
Total.....	4,488,193.14

En oro extranjero.

Bonos del Ferrocarril al Pacífico.....	\$1,449,000.00
Casas extranjeras.....	35,379.20
Cuentas en el país.....	89,400.00
Total.....	1,573,779.20

Esa suma al tipo de cambio de 215 por ciento el oro americano, 209 por ciento las libras esterlinas y 206½ por ciento el oro francés, equivale á 3,380,583.82 colones, que sumada con lo adeudado en oro nacional dan 7,868,776.96 ó sea á lo que ascendía la deuda interior el 31 de marzo de 1905.

El 31 de marzo de 1904 la deuda interior era de 8,593,374.49, de modo que durante el año económico á que este informe se contrae, se ha disminuido en la cantidad de 724,597.58 colones.

Puede afirmarse que la cifra de 7,868,776.96 colones es el valor nominal de la deuda interna, pues al 31 de marzo de 1905 tenía el Gobierno depositada la cantidad de 57,441.09 colones para verificar pagos parciales de algunas de las partidas que la integran. En consecuencia si se deduce lo depositado y destinado exclusivamente á pagos de la deuda, el monto efectivo de ésta sería de 7,810,335.87 colones y la disminución verificada durante el año montaría á 783,038.62 colones.

DEUDA EXTERIOR.

Esta abrumadora obligación del país no ha sido vista con indiferencia por el Poder Ejecutivo, que entabló durante el año á que este informe se refiere negociaciones para el arreglo de la deuda, las cuales evidencian que el compromiso no se olvida que se hacen esfuerzos por cumplirlo.

CIRCULACIÓN MONETARIA.

El cálculo hecho en la memoria de hacienda del año anterior sobre circulación monetaria al 31 de marzo de 1904 fué el siguiente:

	Colones.
Billetes del Banco de Costa Rica	1,744,000.00
Billetes del Banco Anglo-Costarricense.....	1,199,900.00
Oro americano (\$908,916)	1,954,169.00
Oro nacional	2,967,535.00
Plata nacional	700,000.00
Níquel	12,600.00
Total	8,578,204.00
Menos 50 por ciento de reserva de bancos	1,471,950.00
Quedaban	7,106,254.00

La circulación en 31 de marzo de 1905, puede calcularse así:

Billetes del Banco de Costa Rica.....	1,895,000.00
Billetes del Banco Anglo-Costarricense.....	1,188,000.00
Oro americano (\$1,133,504)	2,437,035.00
Oro nacional	2,904,965.00
Plata nacional	825,000.00
Níquel.....	12,600.00
Total	9,262,600.00
Menos 50 por ciento de reserva de bancos	1,541,500.00
Quedan.....	7,721,100.00

Ese cálculo descansa sobre las siguientes bases: Los estados mensuales de los Bancos, estados autorizados por el Interventor Oficial, indican la suma de billetes en circulación; con respecto al oro americano la suma establecida se explica así: existencia en el país el 31 de marzo de 1904, según la memoria de hacienda, \$908,916; importado por el Gobierno \$190,965; importado por la United Fruit Company durante el año económico, según datos suministrados por la oficina de la compañía en esta ciudad, en moneda acuñada \$245,000 y en billetes \$72,000. No hay dato ninguno sobre que los bancos hayan importado oro extranjero durante el año y en consecuencia el stock que arrojan sus estados no se ha tomado en cuenta, porque es natural inferir que se ha formado en su mayor parte con el oro en circulación proveniente de las importaciones ya calculadas. Las partidas indicadas dan un total en oro extranjero de \$1,416,881. La Oficina de Estadística no arroja data ninguno sobre exportaciones de esa moneda, pero es natural suponer que las ha habido sin declaración y por suma mayor que la de las importaciones también no declaradas. Calculando tales exportaciones, como se hizo para efectuar el cálculo el año anterior, en un 20 por ciento, hay a deducir de la suma antes indicada la de \$283,376, con lo que se obtiene la cifra calculada, ó sea \$1,133,504. Se ha acrecentado, pues, durante el último año económico, la circulación de oro americano en el país en la cantidad de \$224,588.

La cantidad de oro nacional aparece disminuida en 62,569.86 colones y ello se debe á exportaciones que fueron así: 61,200 colones en oro de la presente ley y peso y \$756.83 en oro antiguo.

La existencia de plata nacional se ha acrecentado.

La cantidad de moneda de níquel se ha calculado sin variación ninguna porque no habría razón que la justificase. En efecto, esta clase de moneda no circula.

En resumen, el 31 de marzo de 1904 se calculó la circulación monetaria en 7,106,254 colones y el 31 de marzo de 1905 está calculada en 7,721,100 colones, de modo que el aumento de medio circulante en el año de que se da cuenta se estima en 614,846 colones.

MOVIMIENTO COMERCIAL.

EXPORTACIÓN.

Café.—La práctica ha demostrado que el período de exportación del café es entre el 1° de octubre á último de septiembre; la que se efectuó dentro de esas fechas de 1903 á 1904, fué:

Clases.	Sacos.	Peso en kilogramos.
Pergamino.....	151,533	8,973,382
Beneficiado.....	57,231	3,606,048
Total.....	208,764	12,579,425

Las vías de exportación fueron:

	Sacos.	Kilo-gramos.
Limón	181,648	10,961,314
Puntarenas	27,116	1,617,111
Total	208,764	12,578,425

El peso de kilogramos 12,578,425 no es el peso neto que habrá de servir para calcular el valor obtenido; los kilogramos 8,973,382 de café en pergamino contienen kilogramos 1,615,209 que constituye el peso del pergamino ó envoltura (18 por ciento) de manera que rebajados de la cifra total de peso, resulta que la cosecha de 1903 á 1904 fué, de kilogramos 10,963,216.

Examinada la siguiente lista de cosechas en los últimos siete años, se encontrará que la de 1904 ha sido la más pequeña:

	Kilogramos.		Kilogramos.
1898	19,500,000	1902	13,700,000
1899	14,900,000	1903	17,300,000
1900	16,300,000	1904	12,500,000
1901	16,700,000		

La cosecha anterior de 1902-3 superó en 4,754,188 kilogramos. Alguna compensación tuvo la pequeñez de la cosecha con la mejora en el precio obtenido, pues en iguales fechas los precios han sido:

	Oro, por kilogramo.		Oro, por kilogramo.
1898	\$0.214	1902	\$0.231
1899191	1903244
1900234	1904245
1901175		

El promedio de precio de la pasada cosecha fué de 23.77 colones por cada 46 kilogramos.

Desde 1897, con pequeñísima fluctuación aumenta notablemente la exportación en pergamino; alcanzó al 71.42 por ciento del total, lo que prueba que se obtienen tangibles ventajas de efectuarlo así.

Si á esa previsión que auxilia á la obra de la naturaleza que nos da calidad fina y que pule la buena labor de nuestros beneficiadores, alcanzando todas de consumo un precio aun remunerativo, se uniera la sabia y prudente reposición á las tierras del elemento vital que las continuas cosechas y el cultivo intenso le arrebatan año por año. Costa Rica podría exportar un millón de quintales ó sean 46 millones de kilogramos sin aumentar en una sola hectárea sus cultivos, si siguiendo las reglas que la ciencia y la previsión marcan, devolviera á la tierra, con abonos, la riqueza que cada cosecha le arrebatara.

Ocupan los siguientes lugares las diferentes naciones á donde se consigna el café de Costa Rica:

	Por ciento.
Gran Bretaña	84.8
Alemania	6.4
Estados Unidos	6.3
Francia	1.9
Otras naciones6

En 1897 la Gran Bretaña sólo recibía el 55 por ciento; ha ido paulatinamente absorbiendo las consignaciones y hoy apenas deja el 15.2 por ciento al resto del mundo.

Á la cosecha de 1903-4 contribuyeron:

	Por ciento.
San José	60.10
Región Atlántica	11.33
Heredia	11.07
Cartago	9.36
Alajuela	8.07
Guanacaste07
	100.00

Bananos.—Es asombroso el incremento que toma, año por año, el cultivo de bananos. La exportación de 1904 alcanzó á 6,065,400 racimos, en muy poco menos de un millón de racimos superior á la de 1903. El precio alcanza á un promedio de 50 centavos oro por racimo, lo que da un valor total de la exportación de \$3,032,700, oro americano, ó sea apenas unos \$50,000 menos que el valor del total de la cosecha de café.

El nuevo mercado abierto al fruto en Inglaterra, alcanza ya proporciones que marcan como seguro un colosal desarrollo de ese cultivo en toda la zona apta de la costa atlántica. Á 1,229,500 racimos subió la exportación para esa nueva plaza, lo que demuestra que la Compañía Bananiera ha logrado vencer las dificultades inherentes al rápido transporte y que la bondad de la fruta se ha abierto campo en Inglaterra con la misma ventaja que en los Estados Unidos, en donde la de ninguna procedencia obtiene los altos precios que los "Limon firsts," como en ese comercio se apellida á la nuestra. Cotizaciones ha tenido hasta de \$2.50 oro cada racimo de primera clase, cuando los de otra procedencia llegaban apenas á la mitad.

Los cultivos continúan con febril entusiasmo; más de 700 hectáreas se han plantado en sólo el transcurso de un año y hoy ya llega el total del cultivo á 18,499 hectáreas, 10,000 de las cuales están en manos de particulares y 8,521 están cultivadas por la United Fruit Company.

Ocho mil quinientos racimos de bananos fueron heraldos de esa nueva industria en 1881; 23 años más tarde pasa de seis millones el número de los que se exportan, yaumentará año por año de millón en millón la cifra del preciado fruto. Toda la región apta de Costa Rica

dedicada á ese cultivo, no alcanzaría á satisfacer la inmensa demanda que el banano tiene hoy en el mundo comercial.

Maderas.—Langüedece notablemente este ramo de comercio. Explotados desconsideradamente los bosques á orillas de las costas ó de las márgenes de las vías fluviales, el carreo de las trozas se hace cada vez más difícil y más costoso, al extremo de tener que renunciarse á la explotación de los inmensos bosques interiores. La exportación en 1904 fué:

Cedro	pies cúbicos..	196, 015
Caoba	íd.....	17, 622
Palo de mora ó fustete.....	kilogramos..	4, 142, 000
Cocobola	íd.....	21, 667

El conjunto de exportación dió un producto de \$103,320 oro, suma menor que la de 1903 en \$66,876, ó sea una disminución del 39 por ciento.

Cueros.—Los cueros secos de ganado vacuno que se exportaron en 1904 pesaron 283,466, con un valor de \$850,400. La comparación con años anteriores:

	Kilogramos.		Kilogramos.
1899.....	361, 782	1902.....	312, 788
1900.....	309, 149	1903.....	289, 482
1901.....	305, 220	1904.....	283, 466

Causa de esa disminución es el mayor consumo que de la materia prima hacen las teñerías domésticas.

También disminuyó la exportación de pieles de venado, la que alcanzó á 19,774 kilogramos con un valor de \$11,864.

Caucho.—Este ramo sí mejora notablemente; 66,768 kilogramos fué la exportación, lo que da 11,492 kilogramos más que la del año anterior. Se estima el valor de esa exportación en \$86,768.

Cacao.—Hace diez años que Costa Rica principió á exportar ese fruto; el consumo nacional absorbía poquísimas cantidad producto de Costa Rica y se llenaba la demanda con fuertes importaciones.

La exportación de 1904 fué de \$47,657 oro, que representaron 119,140 kilogramos.

Otros artículos.—Los otros artículos de menor importancia que los ya enumerados y que constituyen ramo de exportación fueron:

	Kilo-gramos.	Valor.
Carey	1, 767	\$11, 022
Concha perla.....	251, 726	16, 300
Frutas:		
Naranjas.....	44, 022	334
Piñas.....	3, 926	276
Mollejones.....	44, 022	1, 981
Ganado vacuno (523 cabezas).....		14, 541
Tortugas.....	11, 600	838
Cuernos.....	9, 241	886

Oro en barras.—En 1903 la exportación fué \$89,742 más que en 1904, la que sumó \$317,979. Fué también mayor en \$180,828 á la exportación de 1902.

Oro acuñado.—Fueron exportados en 1904 61,200 en colones oro y \$756.83 en oro viejo, ó sea un total en oro americano de \$29,215.

IMPORTACIONES.

El valor de las importaciones efectuadas durante el año natural de 1904 fué de \$5,977,141 oro americano, ó sea \$1,077,482 más que en el año 1903.

Ha sido la mayor importación ocurrida de ocho años á esta parte con la ventaja de que al año de que me ocupo le tocaba ser de poca importancia, conforme á lo que desde entonces viene aconteciendo y ha sido la excepción de esa regla. Véanse las cifras:

	Oro americano.		Oro americano.
1897	\$4,714,100	1901	3,858,243
1898	3,925,197	1902	3,788,073
1899	3,886,536	1903	4,889,659
1900	4,934,553	1904	5,977,141

El promedio que resulta de los anteriores guarismos es de \$4,496,687, los que son en colones 9,667,877.

Han venido las mercaderías importadas en 1904 de:

	Por ciento.
Estados Unidos	52.20
Gran Bretaña	19.27
Alemania	12.50
Francia	4.60
Hispano-América	4.08
Varios países	2.40
Italia	2.20
España	2.15
Bélgica60
	<hr/> 100.00

La supremacía obtenida por los productos de precedencia americana se explica porque, además de ser de tan buena calidad como la de los otros países, están como quien dice á la mano por la rapidez y frecuencia de las comunicaciones, debido á los embarques de bananos que opera la United Fruit Company, cuyos vapores hacen el servicio entre los puertos de Nueva Orleans, Nueva York, Boston, Mobile y otros de la costa atlántica de los Estados Unidos y nuestro puerto de Limón.

Descomponiendo la suma de importación tendremos:

Mercaderías generales	\$5,234,234
Moneda acuñada	513,821
Animales vivos	229,086
Total	5,977,141

Valor.
\$11,032
16,330
334
270
1,981
14,541
808
886

ARTÍCULOS ALIMENTICIOS.

Ganado. —La tarifa progresiva que viene rigiendo desde septiembre de 1903 ha ocasionado disminución en las entradas de ganado vacuno; 14,639 cabezas fué toda la importación, la cual vale en colones 619,245; fué en 2,540 cabezas inferior á la de 1903.

Esa disminución en nada afectó al consumo; éste llegó á la mayor cifra conocida en Costa Rica, 41,041 reses, lo que nos muestra que el país contribuyó con 27,280 cabezas á satisfacer la demanda.

El promedio de consumo resultante del de los últimos cinco años es de 39,327 reses anuales, las que distribuidas entre los 331,340 habitantes de Costa Rica dan á cada 8 habitantes 1 res para el año.

Arroz. —Superó la importación á la de 1903 en cerca de 1,000,000 de kilogramos.

Frijoles. —Fué abundante la importación de 1904. Llegó á 83,239 kilogramos, igual á la de 1902, muy poco inferior á la de 1900 y en más de 50,000 kilogramos mayor que la de 1903.

Manteca de cerdo. —El alza de las tarifas ha dado golpe contundente á la importación de este artículo. La entrada de 1904 fué de 217,472 kilogramos, la que comparada con la de 1903 es menor en 732,435 kilogramos y en un valor de \$148,740, pues aquella no valió sino \$30,322. El censo agrícola de 1904 arroja solamente un aumento de 12,000 cerdos de 1903 á 1904.

Azúcar. —En 1904, 13,352 kilogramos fueron importados. cifra mayor en cerca de 10,000 kilogramos que la del año 1903.

Importadores.	Valor.	Metales.
Moneda acuñada:		
Supremo Gobierno.....	\$1,551.20	Níquel.
Do.....	44,305.18	Plata.
Do.....	190,955.00	Oro.
United Fruit Company.....	200,000.00	Do.
Total.....	436,821.38	
Billetes Norteamericanos:		
United Fruit Company.....	77,000.00	

RESUMEN.

El movimiento comercial de 1904, fué:

Exportaciones.....	Oro americano.	\$7,063,668
Importaciones.....		5,977,141
Diferencia á favor de la exportación.....		1,086,527

Esas sumas disminuidas en el tanto de los valores de moneda acuñada entrada ó salida, quedan:

Exportaciones.....	Oro americano.	\$7,034,453
Importaciones.....		5,463,320
Diferencia á favor de la exportación.....		1,571,133

Esta cifra, halagüeña de suyo, es menor que la de 1903 pero mayor que la de 1902.

1902.....	\$1,492,452
1903.....	2,047,199
1904.....	1,571,133

SITUACIÓN GENERAL.

Los datos del último año fiscal demuestran que el país reacciona contra la prostración en que estaba. En resumen tenemos más comercio, más agricultura y más dinero.

El Tesoro Público marcha á la par con el país, gracias á la perfecta honradez con que se han manejado sus caudales y al esfuerzo vigoroso de la Administración actual por librarlo del peso de las obligaciones que lo oprimen. La deuda interior se ha reducido en una considerable suma; el tipo de interés de los créditos pasivos se ha disminuido; las rentas han mejorado; se ha podido atender con facilidad á las exigencias del servicio público; se ha aumentado el haber nacional y hasta ha podido protegerse para su progreso material á diferentes localidades.

CHILE.

BALANCE DE LOS BANCOS EN ABRIL DE 1905.

[Del "Diario Oficial" No. 8270.]

Bancos.	Debe.			Total.
	Capital y fondos acumulados.	Depósitos.	Otras cuentas.	
Banco de Chile.....	\$24,748,798.47	\$90,925,990.39	\$66,944,851.74	\$182,619,640.60
Banco de Santiago.....	3,767,479.33	7,867,610.90	3,478,210.55	15,113,300.78
Banco de Mobiliario.....	8,886,063.32	7,485,328.51	1,367,222.09	17,738,563.92
Banco de A. Edwards y Cia.....	3,500,000.00	14,081,324.49		17,581,324.49
Banco de Español-Italiano.....	8,240,509.72	16,836,128.04	6,212,710.48	31,289,348.24
Banco de Aleman Transatlántico.....	4,000,000.00	19,689,583.10	13,040,090.89	36,729,673.99
Banco de Chile y Alemania.....	8,640,066.41	5,726,581.40		14,366,647.81
Banco de Tarapacá y Argentina.....	5,656,410.25	20,990,594.15	3,558,654.57	30,205,658.97
Banco de Talca.....	3,256,011.70	4,328,493.45	377,229.95	8,061,735.10
Banco de Concepción.....	1,107,636.34	4,157,003.95	1,068,433.60	6,333,073.89
Banco de Curicó.....	795,204.80	679,391.30	7,612.36	1,482,208.46
Banco de Melipilla.....	734,215.95	964,516.50	6,690.00	1,705,422.45
Banco de Nuble.....	286,335.62	483,631.69	58,917.09	828,884.40
Banco de Popular.....	377,710.68	2,685,621.20	5,703.93	3,069,035.81
Banco de Llanquihue.....	160,062.00	185,237.68	5,129.22	350,428.85
Banco de Arauco.....	64,636.33	140,622.56	2,504.85	207,763.74
Banco de Serena.....	573,495.83	1,209,656.25	104,626.92	1,887,779.01
Banco de Tarma.....	410,000.00	1,077,689.81	162,044.67	1,949,584.48
Banco de Punta Arenas.....	390,734.22	475,931.07	106,406.70	973,131.99
Banco de Mercurio-Tacna.....	473,044.07	983,635.25	134,591.05	1,591,270.37
Banco de Nacional.....	10,000,000.00	17,480,658.81	3,110,745.68	30,591,404.44
Total.....	86,068,415.04	218,555,080.46	99,742,376.29	404,365,871.79

a Incluso otras cuentas.

b Incluso billetes.

Balance de los bancos en abril de 1905—Continúa.

Bancos.	Haber.			
	Caja.			
	Metálico.	Billetes.	Cheques y disponibles en otros bancos.	Total.
Banco de Chile	\$5,389,917.15	\$18,674,767.00	\$1,932,451.21	\$28,997,135.36
Banco de Santiago	69,816.63	222,136.00	483,730.28	775,682.91
Banco de Mobiliario	41,282.80	201,835.00	130,022.00	373,139.30
Banco de A. Edwards y Cia.	a 956,470.50		372,682.27	1,329,152.77
Banco de Español-Italiano	111,657.52	768,688.00	834,382.12	1,714,727.64
Banco de Aleman Transatlántico	b 1,888,779.53	19,000.06	2,000,832.19	3,899,611.72
Banco de Chile y Alemania	a 1,084,741.42		911,422.87	1,946,164.29
Banco de Tarapacá y Argentina	417,561.09	2,099,854.00	578,447.37	3,095,862.46
Banco de Talca	8,956.15	272,618.00	460,348.74	741,922.89
Banco de Concepción	19,427.40	147,639.00	30,772.32	197,838.72
Banco de Curicó	19,000.68	83,207.00	110,210.44	212,418.12
Banco de Melipilla	719.92	76,295.00	165,380.11	242,395.03
Banco de Nuble	8,354.05	65,426.00	38,564.30	112,344.35
Banco de Popular	b 306,606.41		117,137.83	423,744.24
Banco de Llanquihue	655.12	12,960.00	10,966.23	24,581.35
Banco de Arauco	a 12,123.99			12,123.99
Banco de Serena	3,966.00	107,956.00	34,571.66	146,493.66
Banco de Tacna	10,881.91	83,187.64		94,069.55
Banco de Punta Arenas	c 25,331.31		113,090.85	138,422.16
Banco de Mercantil-Tacna	24,972.79	120,363.00		145,335.79
Banco de Nacional	43,271.98	1,370,168.00	1,204,847.58	2,618,287.56
Total	10,394,493.85	24,307,159.64	12,529,860.37	47,231,513.86

Bancos.	Haber—Continuación.		
	Avances.	Otras cuentas.	Total.
Banco de Chile	\$73,572,761.62	\$80,049,743.62	\$182,619,640.60
Banco de Santiago	8,870,883.92	5,466,733.95	15,113,300.78
Banco de Mobiliario	11,192,689.13	6,172,665.49	17,738,563.92
Banco de A. Edwards y Cia.	a 16,252,171.72		17,581,324.49
Banco de Español-Italiano	23,666,494.50	5,908,126.10	31,289,348.24
Banco de Aleman Transatlántico	22,191,325.76	10,648,786.51	36,729,673.99
Banco de Chile y Alemania	a 12,430,483.52		14,366,647.81
Banco de Tarapacá y Argentina	27,109,796.51		30,205,658.97
Banco de Talca	7,093,789.96	226,022.25	8,061,735.10
Banco de Concepción	4,778,029.33	1,362,205.84	6,335,073.89
Banco de Curicó	1,224,075.77	45,714.57	1,482,238.46
Banco de Melipilla	1,229,657.00	233,370.42	1,705,422.45
Banco de Nuble	513,828.26	292,711.79	828,894.40
Banco de Popular	2,362,830.23	282,461.34	3,069,035.81
Banco de Llanquihue	283,304.62	42,542.88	350,428.85
Banco de Arauco	167,918.23	27,721.52	207,703.74
Banco de Serena	1,401,594.28	339,691.07	1,887,779.01
Banco de Tacna	838,459.21	717,055.72	1,649,564.45
Banco de Punta Arenas	822,857.59	11,852.24	973,131.99
Banco de Mercantil-Tacna	751,556.79	684,377.79	1,581,270.37
Banco de Nacional	14,067,124.25	13,905,992.63	30,591,404.44
Total	230,806,632.20	126,327,725.73	404,365,871.79

a Incluso otras cuentas.

b Incluso billetes.

c Incluso billetes y cheques.

ESTADOS UNIDOS.

COMERCIO CON LA AMÉRICA LATINA.

IMPORTACIONES Y EXPORTACIONES.

En la página 1136 aparece la última relación del comercio entre los Estados Unidos y la América Latina, tomada de la compilación hecha por la Oficina de Estadística del Departamento de Comercio y Trabajo

de los Estados Unidos. Estos datos se refieren al valor del comercio arriba mencionado. La estadística corresponde al mes de agosto de 1905, comparada con la del mes correspondiente del año anterior, y también comprende los datos referentes á los ocho meses que terminaron en agosto de 1905, comparados con igual período de 1904. Debe explicarse que las estadísticas de las importaciones y exportaciones de las diversas aduanas referentes á un mes cualquiera no se reciben en el Departamento de Hacienda hasta el 20 del mes siguiente, necesitándose algún tiempo para su compilación é impresión; de suerte que los datos estadísticos correspondientes al mes de agosto, por ejemplo, no se publican hasta octubre.

PROCLAMA DEL SEÑOR PRESIDENTE, PROHIBIENDO ENVIAR CARBÓN Ó MATERIAL DE GUERRA Á LA REPÚBLICA DOMINICANA.

“Por cuanto en virtud de una resolución conjunta, aprobada el 22 de abril de 1898, titulada “Resolución conjunta prohibiendo exportar carbón ú otro material de guerra, por cualquiera de los puertos de los Estados Unidos, quedó autorizado el Presidente para prohibir, á su discreción, y con las limitaciones y excepciones que á él le parecieren convenientes, la exportación por cualquiera puerto de los Estados Unidos del carbón de piedra, y cualquiera otro material usado en la guerra, mientras otra cosa no se determine por el Presidente, ó por el Congreso.

“Por tanto, yo, THEODORE ROOSEVELT, Presidente de los Estados Unidos de América, por buenas y á mi juicio suficientes razones, y en uso de la autoridad que me confiere la expresada resolución conjunta, declaro y proclamo por la presente, que desde esta fecha hasta que otra cosa se determine por el Presidente ó por el Congreso, queda prohibida la exportación de armas, pertrechos y municiones de guerra de toda clase, de cualquier puerto de los Estados Unidos ó de Puerto Rico para cualquier puerto de la República Dominicana, entendiéndose que esta prohibición se hace sin limitación ni excepción de ninguna especie.

“Y por la presente ordeno á todos los buenos ciudadanos de los Estados Unidos y de Puerto Rico, y á todas las personas que residen en el territorio ó bajo la jurisdicción de los mismos, que se sujeten á esta disposición.

“En cuyo testimonio firmo y hago sellar la presente con el sello de los Estados Unidos.

“Fechado en la ciudad de Washington, hoy día 14 de octubre del año del Señor 1905, y el 130° de la Independencia de los Estados Unidos de América.

“THEODORE ROOSEVELT.

“Por el Presidente:

“ELIHU ROOT,

“*Secretario de Estado.*”

GUATEMALA.

TRABAJO EFICAZ EN GUATEMALA.

La empresa americana está haciendo una impresión en Guatemala donde las condiciones ofrecen mucho á los manufactureros de los Estados Unidos, el Cónsul WINSLOW, de la ciudad de Guatemala, escribe:

Durante los últimos meses pasados han hecho los exportadores de los Estados Unidos un trabajo eficaz en esta República. Aquí estaban algunos agentes viajeros estudiando las condiciones y solicitando pedidos de muestras. Muchos otros han pedido información de este Consulado-General, que les ha suministrado datos importantes. Si esté bien explotado este ramo, y si los Americanos den crédito de suficiente tiempo, en los mercados de Guatemala no deben hallarse más que mercaderías americanas, ya que están generalmente consideradas las mejores. Estos mercados valen la pena de cultivar, porque los próximos años que vienen verán gran desenvolvimiento por aquí. Todo indica esto, y los recursos naturales son grandes. El desarrollo del nuevo ferrocarril á la Costa Atlántica en Puerto Barrios hará maravillas por el país.

EMPAQUETADURA BUENA.

Ahora dan más atención al empaquetar de mercaderías transportadas á este país. Es un asunto importante, de que los exportadores no pueden cuidarse demasiado. Los paquetes y embalajes deben estar clavados seguramente y rodeados con arcos de Shierro, de manera que sería muy dificultoso abrirlos; pues se quejan mucho del robo de mercaderías de los paquetes en tránsito. Los aduaneros me han felicitado varias veces, recientemente, de la buena condición y empaquetadura de las mercaderías americanas recibidas aquí. Si los exportadores empaquetan bien todos sus exportaciones, serían bien recompensados. Los pesos así gastados luego devolverán cientos de ganancia. Especialmente es la verdad este en los puertos centro-americanos.

LA COSECHA DE CAFÉ.

La condición actual de la cosecha del café está mejor que lo general, y promete mucho el porvenir. No obstante el precio bajo del café, y lo crecido de los jornales, que han doblado dentro los dos años pasados, se parecen muy contentos los dueños de los cafetales. Calculan que la cosecha excederá á 800,000 quintales. Durante los tres años pasados se han explotado muy pocos terrenos para café, debido á la escasez de los jornaleros.

MÉXICO.

COMERCIO EXTERIOR, AÑO FISCAL DE 1904-5.

Las estadísticas del comercio exterior de México durante el año fiscal de 1904-5 muestran que durante este período mercancías extranjeras con un valor de \$85,861,081.94 oro fueron importadas, comparadas con \$78,360,771.06 importadas durante el año fiscal precedente.

Las importaciones de la República con los seis principales países extranjeros durante los períodos mencionados fueron como sigue:

IMPORTACIÓN.

Países.	1904-5.	1903-4.
Estados Unidos	\$48,303,167.60	\$42,640,286.89
Alemania	9,810,538.54	9,511,665.09
Bélgica	1,433,759.92	2,180,405.87
España	3,784,484.62	3,271,494.82
Francia	8,482,686.03	7,473,474.80
Gran Bretaña	10,418,343.11	10,026,146.48

El siguiente cuadro muestra el comercio de importaciones en detalle:

[Valor en oro.]

	Junio—		Año fiscal—	
	1905.	1904.	1904-5.	1903-4.
Materias animales	\$559,677.53	\$502,274.35	\$6,842,089.64	\$5,698,412.47
Materias vegetales	1,129,536.30	969,884.01	14,741,148.40	13,788,232.48
Materias minerales	2,163,290.79	1,781,854.72	25,491,792.18	22,493,629.11
Tejidos y sus manufacturas	713,861.85	882,246.81	11,062,295.44	9,946,563.03
Productos químicos y farmacéuticos	321,939.84	284,207.82	3,421,355.67	3,158,358.61
Bebidas espirituosas, fermentadas y naturales	292,290.39	390,558.02	3,426,465.86	3,393,021.81
Papel y sus aplicaciones	251,900.33	235,329.91	2,685,522.07	2,347,966.40
Máquinas y aparatos	874,374.81	1,289,202.22	10,808,119.30	10,623,056.73
Vehículos	207,553.44	281,127.39	2,029,902.59	2,225,913.06
Armas y explosivos	240,778.68	163,164.44	2,723,007.78	2,179,711.75
Diversos	219,842.18	238,285.79	2,629,383.01	2,506,905.61
Total importación	6,975,046.14	7,018,135.48	85,861,081.94	78,360,771.06

Los países de origen fueron como sigue:

	Junio—		Año fiscal—	
	1905.	1904.	1904-5.	1903-4.
América Central:				
Guatemala	\$5,983.07	\$1,057.86	\$24,944.31	\$17,987.59
Honduras Británica		7.00	2,928.64	2,468.50
Demás países	3,000.00		33,419.44	9,889.00
Total	8,983.07	1,064.86	61,292.39	30,345.09
América del Sur:				
Brasil	5.40	40.00	24,494.40	14,522.20
Colombia	10.00		16,969.54	24,992.00
Chile		150.00	5,379.00	6,283.40
Ecuador	12,029.00	13,159.00	149,119.13	109,527.00
Perú	168.00	998.00	5,738.00	20,346.00
República Argentina	85.00	102.00	14,045.00	4,327.67
Venezuela	1,705.00	499.00	39,006.00	12,624.10
Demás países	1,366.00	269.00	6,294.00	1,670.50
Total	15,368.40	15,217.00	261,045.07	194,292.87

	Junio—		Año fiscal—	
	1905.	1904.	1904-5.	1903-4.
América del Norte:				
Canadá.....	\$517.00	\$1,382.00	\$25,456.00	\$30,156.50
Estados Unidos.....	4,005,696.59	3,992,192.77	48,303,167.60	42,640,296.89
Total.....	4,006,213.59	3,993,574.77	48,328,623.60	42,670,453.39
Antillas:				
Cuba.....	14,200.00	7,296.00	113,940.00	108,703.00
Demás países.....	7,712.00	3.00	22,086.75	8,317.00
Total.....	21,912.00	7,299.00	136,026.75	117,020.00
Europa.....	2,855,587.70	2,901,641.37	36,299,321.97	34,566,055.67
Asia.....	64,041.38	48,429.65	678,870.40	653,232.02
África.....	1,161.00	43,930.00	59,836.50	116,918.00
Oceania.....	1,772.00	6,978.82	36,065.25	12,453.82
Total.....	6,975,046.14	7,018,135.48	85,861,081.94	78,360,771.68

Las siguientes estadísticas publicadas en el BOLETÍN OFICIAL muestran el valor (en plata) de las exportaciones de México á los mismos seis países:

Países.	1904-5.	1903-4.
Estados Unidos.....	\$139,989,418.61	\$141,537,181.05
Alemania.....	15,719,884.65	10,900,414.00
Bélgica.....	8,375,212.18	5,589,142.56
España.....	1,934,316.00	2,401,064.00
Francia.....	5,905,745.57	6,297,698.38
Gran Bretaña.....	16,719,892.12	24,991,465.68

EXPORTACIÓN.

[Valor en plata.]

	Junio—		Año fiscal—	
	1905.	1904.	1904-5.	1903-4.
Oro acuñado mexicano.....		\$25,000.00	\$85,911.00	\$107,668.00
Oro acuñado extranjero.....			39,122.50	2,926.00
Oro en pasta.....	\$1,221,270.55	822,701.48	12,528,625.35	10,084,658.19
Oro en otras especies.....	121,094.11	75,976.29	1,042,487.60	531,187.39
Total oro.....	1,342,364.66	923,677.77	13,696,146.45	10,726,439.58
Plata acuñada mexicana.....	7,820.65	1,672,100.00	1,899,891.92	18,671,596.00
Plata acuñada extranjera.....	1,500.00	5,600.00	77,971.00	86,988.00
Plata en pasta.....	5,628,717.20	3,455,517.26	53,014,016.12	45,788,106.94
Plata en otras especies.....	549,338.34	1,162,263.49	10,531,766.66	14,563,979.15
Total oro y plata.....	7,529,735.85	7,219,158.52	79,219,792.15	89,837,129.21
Cobre.....	3,566,401.67	2,342,832.00	29,803,420.63	23,234,216.35
Plomo.....	392,291.11	344,166.00	5,504,669.11	4,825,637.47
Demás productos minerales.....	61,165.00	78,568.00	1,110,361.39	1,369,179.32
Café.....	1,209,091.73	570,622.50	9,256,781.67	8,676,239.25
Henequén en rama.....	2,094,816.00	1,736,015.00	29,389,128.12	31,525,156.75
Maderas.....	141,641.86	109,477.40	2,187,815.43	2,618,580.85
Palo de tinte.....	70,228.00	151,744.09	691,817.10	847,561.59
Tabaco en rama.....	165,238.00	387,602.92	2,725,362.00	1,899,623.95
Demás productos vegetales.....	2,257,711.25	1,750,724.50	14,815,365.21	14,981,547.19
Ganados.....	402,700.00	\$36,950.00	3,149,330.50	3,625,548.00
Pieles sin curtir.....	504,089.47	396,437.05	6,739,612.16	6,554,098.63
Demás productos animales.....	96,317.90	60,658.00	616,186.45	691,681.00
Henequén, jarcia.....		142,780.00	41,785.00	1,065,522.00
Tabaco labrado.....	96,310.00	25,950.75	465,446.34	340,861.45
Demás productos manufacturados.....	425,809.26	224,071.88	7,389,728.00	4,121,689.51
Diversos.....	85,264.70	63,967.00	738,125.36	522,276.36
Gran total.....	19,099,231.80	15,941,725.62	193,854,716.62	196,726,510.68

Las exportaciones divididas en metales preciosos y demás artículos fueron como sigue:

	Junio.		Año fiscal.	
	1905.	1904.	1904-5.	1903-4.
Metales preciosos.....	\$7,529,735.85	\$7,219,158.52	\$79,219,792.15	\$89,837,129.21
Demás artículos.....	11,569,495.95	8,722,567.10	114,634,924.47	106,899,381.39
Total.....	19,099,231.80	15,941,725.62	193,854,716.62	196,726,510.60

Los países de destino fueron como sigue:

	Junio.		Año fiscal.	
	1905.	1904.	1904-5.	1903-4.
América Central:				
Guatemala.....	\$55,378.45	\$24,925.75	\$593,349.08	\$279,918.13
Honduras Británica.....	9,790.00	4,040.00	263,194.68	141,534.40
Demás países.....	64,128.00	872.00	157,327.39	19,933.27
Total.....	129,296.45	29,837.75	1,013,871.15	441,385.80
América del sur:				
Colombia.....		1,960.00	1,000.00	134,714.80
Chile.....			4,751.00	4.00
Ecuador.....			720.00	
Perú.....		8,575.93		8,650.93
República Argentina.....	1,500.00	700.00	35,229.00	5,409.00
Venezuela.....			235.00	
Demás países.....	4,722.00	7,080.00	96,822.99	16,605.00
Total.....	6,222.00	18,315.93	138,766.99	165,383.73
América del Norte:				
Canadá.....		808.00	33,501.00	12,376.00
Estados Unidos.....	13,106,734.25	12,468,067.17	139,989,418.61	141,537,181.05
Total.....	13,106,734.25	12,468,875.17	140,022,919.61	141,549,557.05
Antillas:				
Cuba.....	475,333.00	388,826.00	3,875,470.00	4,260,288.00
Demás países.....				2,700.00
Total.....	475,333.00	388,826.00	3,875,470.00	4,262,988.00
Europa.....	5,381,646.10	3,085,870.77	48,791,588.87	50,301,067.02
Asia.....			10,600.00	6,129.00
Gran total.....	19,099,231.80	15,941,725.62	193,854,716.62	196,726,510.60

RESUMEN.

Periodos.	Importación—Valor de factura—		Exportación—Valor declarado, en plata. ³
	En oro.	En plata.	
Junio—			
1904.....	Pesos. 7,018,135.48	Pesos. 15,651,506.42	Pesos. 17,077,390.12
1905.....	6,975,046.14	14,090,988.21	20,468,712.23
Diferencias {absolutas.....	43,089.34	1,560,518.21	3,390,722.11
{proporcionales.....	0.61	9.97	19.85
Año fiscal—			
1903-4.....	78,360,771.06	177,861,352.34	210,312,374.46
1904-5.....	85,861,081.94	177,677,262.53	208,520,451.43
Diferencias {absolutas.....	7,500,310.88	184,069.81	1,791,923.03
{proporcionales.....	9.57	0.10	19.85

NOTAS.—1. Sin embargo de que la ley de 25 de marzo de 1905, que establece el régimen monetario de los Estados Unidos Mexicanos, comenzó á regir el 1.º de mayo del mismo año, los valores de las importaciones y exportaciones en mayo y junio de 1905 se han seguido calculando de igual modo que

INFORME LEÍDO POR EL CIUDADANO PRESIDENTE DE LA REPÚBLICA AL ABRIRSE EL TERCER PERÍODO DE SESIONES DEL 22º CONGRESO DE LA UNIÓN, EL 16 DE SEPTIEMBRE DE 1906.

SEÑORES DIPUTADOS Y SENADORES: Satisfactoria siempre la honra de presentarme ante vosotros, lo es doblemente cuando vengo, como ahora, en cumplimiento de nuestra ley fundamental, á referiros hechos que acreditan el desarrollo pacífico y constante de la riqueza pública, unido al adelanto de la Administración encomendada al Poder Ejecutivo.

RELACIONES.

Nuestras relaciones exteriores siguen siendo cada día más extensas, distinguiéndose, naturalmente, las que cultivamos con los países vecinos.

Á propósito de esto, me complace en señalar las extraordinarias demostraciones que hizo el Gobierno de los Estados Unidos de América, con motivo del sensible fallecimiento, en Washington, de nuestro Embajador. En esa ocasión, no sólo se tributaron al finado todos los honores que por su posición le correspondían conforme á los unos internacionales, sino que, además, aquel Gobierno quiso dar á México una prueba de particular estimación, haciendo que uno de sus barcos de guerra condujera á nuestras playas el cadáver del Embajador, y que, en el suelo patrio, lo acompañase hasta su última morada una sección de marinos que vino escoltándolo. Tan expresivas demostraciones no han podido menos de producir en el ánimo del pueblo mexicano una impresión de vivo reconocimiento á la vez que de cordial simpatía.

Otro suceso, también lamentable, ha venido á revelar la solidaridad resplandeciente de nuestras relaciones con otros pueblos. La catástrofe de Guanajuato ha dado ocasión para que reciba este Gobierno expresiones de condolencia y donativos en dinero, enviados por las cancelerías, ya directamente, ya por conducto de las respectivas Legaciones estableci-

NOTAS.—(Continúa de la página 1017).

en los meses anteriores, con objeto de que los datos del año fiscal de 1904-5, tanto en su resumen como en su pormenor de meses, sean fácilmente comparables con los datos respectivos de períodos anteriores.

2º. Los valores de las mercancías importadas se han calculado reduciéndose las monedas extranjeras á pesos mexicanos, según la tabla de equivalencias contenida en la ordenanza general de aduanas: esto es, considerando los pesos de los Estados Unidos á la par, la libra esterlina á \$5, el franco á \$0.20, y el marco á \$0.25.

3º. Los valores de las mercancías exportadas están expresados en plata, menos el del oro, que está calculado á razón de \$675.416 el kilogramo; pero en el valor total (resumen comparativo) está incluido el aumento por premio del oro exportado. El valor de la plata está calculado al precio de \$40.915 el kilogramo en junio de 1904, y al de \$37.28 en junio de 1905.

4º. No están consideradas las importaciones hechas por correo.

5º. En el resumen precedente se ha hecho figurar el valor de la importación en oro, y su equivalencia en plata, porque la primera cifra da á conocer el valor que representan en los países de procedencia las mercancías importadas á México, y la segunda expresa el valor que para el comercio de México representa en plata mexicana la cantidad que ha debido situar en el extranjero para el pago de la mencionada importación.

6º. La Aduana fronteriza de Mexicali fué abierta al servicio público el 1º de julio de 1904.

7º. El promedio del cambio sobre Nueva York, en junio de 1904, es de 223.02 por ciento, y en junio de 1905, de 202.02 por ciento.

das en esta Capital. Por otra parte algunas colonias extranjeras residentes en nuestro país han tenido un proceder igualmente generoso. Semejante conducta ha servido para estrechar los vínculos de amistad que unen á esos Gobiernos y pueblos con el pueblo y Gobierno mexicanos.

Aprobado por la Cámara de Senadores, se promulgó oportunamente el tratado suscrito en el seno de la Conferencia Panamericana, sobre reclamaciones por daños y perjuicios pecuniarios, á que me referí en mi anterior Informe.

Asimismo fué promulgada, previa la aprobación del Senado y la ratificación del Ejecutivo, la Convención para el canje de publicaciones entre los Gobiernos americanos, la cual también fué suscrita en el seno de la citada Conferencia.

En el mes de agosto próximo pasado se reunió en Río de Janeiro el tercer Congreso Científico Latino-americano, para el que fué invitado el Gobierno de México á enviar sus delegados. Aunque no hubo el tiempo suficiente para preparar y enviar una delegación en forma, deseoso el Ejecutivo de corresponder á la cortés invitación del Gobierno brasileño, se hizo representar en tan interesante asamblea por nuestro Encargado de Negocios ad ínterim en Buenos Aires.

GOBERNACIÓN.

Se han verificado las elecciones ordinarias de poderes locales en el Estado de Guanajuato y extraordinarias de Gobernador en el de Campeche, por muerte de la persona que desempeñaba este puesto. También se efectuaron elecciones de un diputado propietario al Congreso de la Unión, por Chihuahua, y un propietario y suplente por Jalisco.

Las medidas sanitarias contra la fiebre amarilla han continuado realizándose con todo empeño. En el primer semestre de este año sólo se registraron 38 casos, contra 83 en igual período de 1904. En general la enfermedad ha estado confinada á algunas poblaciones del Istmo de Tehuantepec y de las regiones inmediatas, en la forma de casos aislados y sin constituir epidemia. En Veracruz no hubo un solo enfermo, desde fines de diciembre hasta principios de julio en que comenzaron á observarse nuevos casos. Con toda energía se trabaja por evitar la propagación de la enfermedad, y no se omitirá esfuerzo alguno para obtener buen éxito.

El Consejo Superior de Salubridad ha iniciado algunos trabajos contra el paludismo, plaga que se desarrolla en algunas de nuestras costas. Se han hecho ya ensayos en pequeña escala con resultados satisfactorios en Mulegé (Baja California) y en El Dorado (Sinaloa), donde el mal había adquirido proporciones alarmantes, revistiendo forma epidémica. El Consejo hace estudios preparatorios para deter-

minar la distribución geográfica de esta enfermedad, como base primera de cualquier plan para combatirla.

La seguridad pública se ha conservado en todo el país; y debido, tanto á los esfuerzos del Gobierno local como á la ayuda que le ha prestado la Federación, no han aumentado en número ni en gravedad los asaltos cometidos por los indios yaquis en Sonora. El undécimo cuerpo de policía rural, creado el año anterior con fuerza de 100 guardas, ha sido aumentado hasta el número de 200 que tienen los demás cuerpos, y continúa prestando sus servicios en aquel Estado.

El Hospital General, inaugurado en febrero último, continúa funcionando sin tropiezo y tiene ya cerca de 700 enfermos, siendo algo más de 20 el promedio de entrada diaria. Se han ejecutado algunas obras complementarias cuya terminación no se creyó indispensable para que el establecimiento comenzara á funcionar, tales como calzadas y banquetas, jardines, instalaciones telefónicas y de relojes eléctricos, construcción de comedor para la servidumbre é instalación de nueva caldera de vapor. El reglamento del hospital fué ya expedido y comenzó á regir el 1° de julio.

El Consultorio Central, establecido al mismo tiempo que el Hospital y como institución combinada con él, está siendo de gran beneficio para los desvalidos; pues en los últimos meses el número de enfermos que se han presentado alcanza á más de 1,500 por mes, y el total de consultas ó reconocimientos ha llegado á 6,000 mensuales.

El nuevo edificio para Hospital de Niños, que en 1900 se comenzó á construir al Sur de la ciudad en terrenos adyacentes á la calzada de Tlálpam, está ya terminado en cuanto es necesario para ser puesto en servicio, pues aun cuando falta construir los talleres y enfermerías se inaugurará el día de mañana, trasladándose á él el asilo que ocupa hasta estos momentos el secular y ya ruinoso edificio de la Avenida Juárez. El nuevo hospicio tiene capacidad para albergar ampliamente mil cien niños, y sus condiciones de comodidad é higiene son todas las que corresponden á un asilo modelo. Su costo asciende hasta ahora á \$1,300,000 aproximadamente.

La ley sobre bienes, fondos y gastos de la Beneficencia Pública, expedida en 3 de mayo último, ha entrado en vigor el 1° de julio, sin el menor inconveniente. La recaudación y contabilidad de los fondos del ramo han pasado á la Tesorería General de la Federación. El Ejecutivo espera que esta medida de orden producirá un favorable movimiento de confianza en la opinión pública, y que de esta manera las personas de sentimientos filantrópicos ensancharán el campo de su benéfica acción.

Para mejorar el servicio de policía é impedir que su eficacia se debilite por el incesante crecimiento de la Capital y de las principales poblaciones del Distrito Federal, la gendarmería de á pie ha sido

aumentada con 190 plazas, quedando desde el 1° de julio con un total de 2,332 gendarmes, sin contar los montados, que son 400.

En la cárcel de la Capital se han hecho algunas mejoras, entre otras la construcción, ya terminada, de un nuevo dormitorio, que el número de presos hacía indispensable, y la reconstrucción de desagües y pavimentos, obras que están al concluirse. La cárcel de Tlálpam fué reconstruída, poniéndose en buenas condiciones de amplitud é higiene.

Con objeto de establecer una colonia penal, á fin de disminuir el número de presos en los establecimientos del ramo en el Distrito Federal, y de que sirva de complemento al sistema represivo de nuestra legislación, se adquirieron por compra las Islas Marías, en el Océano Pacífico, y el Gobierno tomó ya posesión de ellas.

Para suprimir las pocas casas de juego que aun existían en la Capital, se expidió un nuevo reglamento. Igualmente se ha promulgado el de coches de alquiler, reformando el antiguo, con la mira de mejorar ese servicio.

La ejecución del plan de saneamiento de la Capital ha seguido progresando sin interrupción, y de abril á la fecha se han construído más de 2,000 metros de colectores principales, como 6,000 de atarjeas y más de 3,500 de albañales, todo con sus correspondientes pozos de visita, coladeras y demás accesorios. El colector número 3, destinado al servicio de la región extrema de la ciudad hacia el Noroeste, fué prolongado hasta la Alameda de Santa María, así como las correspondientes secciones de atarjeas hacia el Sur.

Además de haber sido conservados los pavimentos de las vías públicas de la capital, se han pavimentado con asfalto 34 calles con una superficie de 76,341 metros cuadrados; 5 con adoquines, midiendo 3,310 metros cuadrados, 38 con empedrado común, con extensión de 74,545 metros cuadrados. Se construyeron banquetas en 54 calles, con superficie de mas de 18,000 metros cuadrados.

Las colonias autorizadas han continuado la urbanización de sus terrenos, habiendo colocado 7,400 metros de tubería para agua potable y hecho terraplenes por cerca de 200,000 metros cúbicos, además de otras obras. En la colonia Roma se han pavimentado diez calles con asfalto.

En la municipalidad de Atzacapotzalco quedó autorizada una pequeña colonia, conforme á contrato que el Congreso tuvo á bien aprobar en su anterior período de sesiones.

En la misma población, en Tacuba y en San Angel se han construido banquetas de cemento; en Tacubaya y la Piedad se han ejecutado algunas obras de saneamiento, y en todos los pueblos del Distrito Federal se han realizado otras diversas mejoras.

Se ha expedido el reglamento de la Penitenciaría de Tepic, y se han construído y puesto al servicio algunas vías telefónicas locales en aquel Territorio.

* * * * *

INSTRUCCIÓN PÚBLICA Y BELLAS ARTES.

De conformidad con lo dispuesto por la ley de 16 de mayo último, que creó la nueva Secretaría del Despacho de Instrucción Pública y Bellas Artes, ésta quedó constituida el próximo pasado día 1° de julio.

En el propio mes empezaron á desempeñar sus funciones más de cien ayudantes y profesores especiales que para las escuelas primarias se incluyeron en el presupuesto del presente año fiscal, con el objeto de atender satisfactoriamente á las necesidades de la enseñanza.

El número de alumnos que asisten á las escuelas primarias, tanto en el Distrito como en los Territorios Federales, es de 57,703; lo cual significa un aumento de 10,000, aproximadamente, si se compara esta cifra con la de los que asistían hace un año.

Con el fin de mejorar progresivamente los locales destinados á las escuelas primarias, se han hecho obras de adaptación y ampliación en algunas escuelas rurales de importancia, y han empezado á recibirse los grandes edificios levantados por la Secretaría de Comunicaciones y Obras Públicas, destinados á escuelas, en rumbos diversos de la capital.

Varios de los profesores nombrados para perfeccionar sus estudios en el extranjero han regresado y están prestando sus servicios nuevamente en nuestras escuelas. Un profesor normalista, después de terminar sus estudios sobre educación física en Boston, ha pasado á estudiar á Estocolmo, donde existe el mejor instituto para dicha educación. Se ha comisionado á otro profesor de instrucción primaria para que asista á Congresos de educación que se están celebrando en la actualidad en los Estados Unidos y que ofrecen el mayor interés.

La educación impartida, tanto en las escuelas primarias como en las normales y en la preparatoria, se mejora constantemente por medio de métodos más adecuados y con excursiones escolares dentro del perímetro del Distrito Federal y en varios de los Estados.

La Dirección de la Escuela Normal ha mejorado también las condiciones del personal docente, por medio de misiones pedagógicas enviadas á los Estados Unidos.

* * * * *

FOMENTO.

Durante el segundo semestre del año fiscal de 1904 á 1905, la Secretaría de Fomento expidió novecientos noventa y ocho títulos para reducir á propiedad particular seiscientos cincuenta y nueve mil trescientas veintisiete hectáreas de terrenos baldíos y nacionales, que produjeron al Erario federal trescientos catorce mil seiscientos cincuenta y cuatro pesos, no obstante que muchos fueron adjudicados gratuitamente para subvención de ferrocarriles, gastos de deslindes, concesiones á labradores pobres y ejidos de los pueblos.

En el mismo período quedaron celebrados contratos para colonización en el Estado de Chihuahua y en la costa oriental de Yucatán.

La Comisión Geográfico-exploradora publicó en atlas la carta del Estado de Veracruz, y catorce hojas de la General de la República. Fijó cincuenta y siete puntos por procedimientos astronómicos en Chihuahua, Coahuila, Nuevo León y Tamaulipas, levantando además topográficamente mil cien kilómetros de ríos y seis mil ciento sesenta y cuatro de itinerarios.

La Comisión Geodésica terminó y perfeccionó su proyecto de triangulación hasta el Cerro de los Azufres, en las playas del Pacífico, continuando los trabajos de enlace con la base medida en Oaxaca. En la región del Norte llevó á feliz término la medida de la quinta base geodésica localizada entre la estación de Angostura y Río Verde, con una longitud de catorce mil seiscientos cincuenta metros. Además, de acuerdo con la Comisión de los Estados Unidos, rectificó las longitudes geográficas de Nogales á Ciudad Juárez.

La Comisión científica de Sonora se ha ocupado principalmente en las obras para la irrigación de los importantes ejidos de Vícan y de Pótam, y en distribuir y deslindar ciento quince lotes á los colonos de Vacum, Huatabampo y Moroncari.

El Observatorio Astronómico de Tacubaya ha seguido desempeñando las labores ordinarias y las que le impone el convenio internacional para formar, por métodos fotográficos, el catálogo de las estrellas y una zona de la carta celeste; además, se ha dedicado á interesantes estudios sísmicos y magnéticos.

Con motivo del eclipse total de sol que se verificó el 30 de agosto pasado, el Ejecutivo envió una comisión de astrónomos á uno de los puntos de España en que fué visible.

Entre los estudios botánicos que se hicieron en el Instituto Médico Nacional, en el período á que se refiere este Informe, hay que anotar el de nuevas especies de plantas huleras y los procedimientos químicos adecuados para preparar sus productos, con objeto de que sirvan á las múltiples aplicaciones de la industria.

En el semestre del 1° de enero á 30 de junio del presente año, se expidieron mil seiscientos ocho títulos de minas que amparan una superficie de veintiséis mil ciento treinta y cinco pertenencias. Agregando estos datos á los del semestre anterior, se obtiene para el año fiscal un movimiento de dos mil ochocientos cuarenta nuevos títulos correspondientes á cuarenta y cinco mil ochocientos veintiséis hectáreas.

En varios puntos distantes de las oficinas del ramo fué preciso establecer, en el semestre que venimos considerando, nuevas agencias de minería.

Además de las substancias ya numerosas que se explotan por los mineros de la República, se ha despertado últimamente mucho interés

por los minerales de zinc que se encuentran en los Estados de Nuevo León y San Luis Potosí.

Entre los estudios del Instituto Geológico, que han continuado con empeño para explorar el territorio nacional y preparar los trabajos del décimo Congreso Geológico Internacional, debo señalar los practicados en Mazapil y Santa Rosa de Zacatecas, por haberse encontrado importantes yacimientos fosforíticos que se usarán como abonos para mejorar los terrenos dedicados á la agricultura.

El aprovechamiento de las aguas de jurisdicción federal, para regar y entarquinar terrenos, lo mismo que para producir energía, ha sido objeto de varios contratos: para el primer fin, por quince mil litros de agua por segundo que deben extraerse de varios ríos; y para producir fuerza motriz, por la cantidad de cien metros cúbicos por segundo de otras corrientes de más ó menos importancia.

El Gobierno se preocupa seriamente con el problema de la irrigación en grande escala en el país, sin la cual no sería posible el progreso de la agricultura.

En cuanto se refiere á la estadística, se ha terminado la impresión de los censos de Yucatán, Veracruz, Campeche, Chiapas y Michoacán, y la división territorial de los Estados del Golfo y otros varios trabajos propios del ramo.

Para favorecer el desarrollo de la industria y el comercio, se ha celebrado un contrato que establece una agencia financiera de información, que ha comenzado sus trabajos.

El día 6 de junio último se publicó la Ley de Pesas y Medidas que os servisteis aprobar, y próximamente se expedirá el reglamento respectivo.

En el período de enero á junio de 1905, se concedieron cuatrocientas cincuenta y tres patentes por invenciones y veinte por modelos y dibujos industriales; se registraron trescientas diez y nueve marcas de fábrica, veinte nombres y avisos comerciales, y se renovaron treinta y dos marcas con arreglo al artículo 87 de la ley vigente.

La Comisión de Parasitología Agrícola ha logrado, entre otros estudios y trabajos de importancia, la preparación de la vacuna anticarbonosa y ha comenzado á distribuirla entre los ganaderos para combatir esa terrible enfermedad.

Para impulsar la propaganda agrícola, se han repartido con profusión folletos especiales á los labradores, dándoles instrucciones útiles; se han distribuído semillas y plantas, y se sigue proporcionando con buen éxito enseñanza práctica y gratuita en ese ramo, por medio de instructores nombrados al efecto para dar las debidas indicaciones á los que lo desean.

Están terminándose los arreglos para el establecimiento de tres estaciones experimentales.

COMUNICACIONES Y OBRAS PÚBLICAS.

El abastecimiento de aguas y saneamiento de la parte contratada en la Ciudad de Tampico, han quedado prácticamente concluidos, pues sólo falta construir una porción del depósito de clarificación en el Camalote y otra del relleno en los lugares bajos de la población. Se concluyó el dragado frente al muelle fiscal y continuóse el del frente de los muelles laterales. Del canal entre Tuxpam y Tampico se han concluido diez y ocho kilómetros.

En Veracruz se ha comenzado la construcción de los colectores para el desagüe superficial de los terrenos ganados al mar.

En Coatzacoalcos sigue avanzando la construcción de las escolleras; la del Oeste mide mil metros de longitud y la del Este seiscientos. Terminose el almacén del muelle No. 2, comenzando la construcción de los muelles 4 y 5 y del almacén No. 4. Quedan rellenos desde ahora setenta mil metros cuadrados del terraplén en la estación terminal del ferrocarril, y concluidos tres kilómetros de vía permanente para el servicio de la estación terminal del puerto.

En Manzanillo quedaron construidos cuatrocientos treinta y cinco metros lineales de núcleo y coronamiento del rompeolas, continuándose el dragado del puerto.

En Salina Cruz están construidos siete décimos de la longitud total del rompeolas del Este, colocándose en el muro de monolitos sesenta y tres mil metros cúbicos de concreto; han sido dragados en la dársena un millón y cuarto de metros cúbicos, y se herraron siete kilómetros de vía permanente para el servicio del patio terminal del puerto.

Quedó terminada la casa de bomba y calderas de Tehuantepec, así como el pozo de filtración para las aguas del río y la instalación de una cañería de hierro de veinte kilómetros de longitud, para abastecer de agua al puerto de Salina Cruz.

En el arrecife de Pájaros se inauguró una valiza y otra luminosa en Isla Verde, un fanal de ocultaciones en Punta Allen; un faro de sexto orden en el puerto de San Benito y uno de recalada de tercer orden en Cabo Falso. Quedaron avalizados también, el canal de entrada de Bahía de la Ascensión y el nuevo de Altata.

Dos de los edificios destinados á escuelas en la Ciudad de México han sido concluidos, y comenzados otros dos.

En las obras para el Teatro Nacional quedó terminada la plataforma de concreto para recibir el emparrillado metálico.

Ha sido demolido el ex-hospital de San Andrés y se han comenzado las excavaciones para los cimientos del nuevo edificio destinado á la Secretaría de Comunicaciones y Obras Públicas.

El desagüe del Valle de México ha funcionado con toda regularidad, estando en ejecución las obras necesarias para dar entrada con facilidad y seguridad á las aguas del lago de Texcoco al Gran Canal.

El sistema ferroviario de la República ha tenido un aumento de doscientos treinta y seis kilómetros, contribuyendo á él en mayor escala las empresas del Ferrocarril de Carpio á Temósachic, que terminó su línea con ochenta y siete kilómetros; la de Chihuahua á Ojinaga con sesenta; la de Linares al Mineral de San José con treinta y cinco, y la de Atlamajac con veinte.

El desarrollo actual de toda la red ferroviaria es de diez y seis mil ochocientos sesenta y seis kilómetros.

El Ferrocarril Panamericano ha continuado sus trabajos de desmonte, terracerías y localización, y ha herrado una vía de veinte kilómetros.

En el de Guadalajara á Manzanillo se emprendieron nuevamente las obras de construcción entre los kilómetros ciento noventa y ocho al doscientos siete.

En el Ferrocarril Nacional de Tehuantepec se han seguido cambiando los rieles de veintisiete kilogramos por otros de treinta y nueve, activándose las obras de terracería y embalastado. Se terminó y puso al servicio el puente nuevo de Santa Lucrecia, é inauguróse un servicio de carros Pullman entre Santa Lucrecia y Salina Cruz. Celebróse por la compañía de este ferrocarril contrato con una compañía de vapores ya establecida, para favorecer el tráfico interoceánico.

Será sometido á la sanción de las Cámaras Legislativas un contrato celebrado para la construcción de un ferrocarril que una los Estados de Sonora, Sinaloa, Jalisco y Territorio de Tepic, con los demás de la red.

En los caminos carreteros se han hecho algunas obras; en el de Tepic á San Marcos se están ejecutando reparaciones, habiéndose concluido una longitud de ciento veinte kilómetros, y en el de Chiapa de Corzo á la Frontera de Guatemala ha quedado terminado un tramo de veinticinco kilómetros, dándose principio á los trabajos para la construcción de un puente, suspendido sobre el río Grijalva, en el paso de Chiapa.

El ramo postal ha tenido un movimiento en la circulación de correspondencias, durante el semestre último, de noventa y siete millones de piezas, que unido al anterior arroja un total de ciento setenta y ocho millones al año.

Han sido establecidas cinco nuevas administraciones locales, veinticinco agencias y diez oficinas ambulantes. Los productos totales del ramo alcanzan la cifra de tres millones doscientos noventa mil pesos, en números redondos, lo que da un aumento de ocho cuatro décimos por ciento comparados con los del ejercicio anterior. El movimiento de giros postales interiores fué de cuarenta y cinco millones ochocientos mil pesos, y el de los internacionales fué de un millón cuatrocientos ochenta mil. Se celebró una convención postal con el Imperio Alemán para el cambio recíproco de giros, y por su mediación, con la mayoría de las administraciones de la Unión Postal Universal, poniéndose en vigor el 1° de julio del corriente año.

La red telegráfica ha tenido un aumento de 1,200 kilómetros, en que la parte principal es la línea de Ascensión á Frontera, la que permite una nueva comunicaci3n con en el Estado de Sonora. Se han establecido tres nuevos cables con una longitud de 12 kil3metros; dos submarinos, uno entre Xicalango y el Carmen, y la otra entre Isla Aguada y Puerto Real, y uno subfluvial de dos conductores en el r3o de Tepetit3n, frente á la poblaci3n del mismo nombre.

* * * * *

HACIENDA Y CRÉDITO PÚBLICO.

Los ingresos del a3o fiscal de 1904-5 ascendieron á m3s de \$90,000,000, salvas las rectificaciones á que den lugar la concentraci3n completa y la glosa de las cuentas. Este resultado, positivamente satisfactorio, constituye un aumento en las rentas federales, cuando menos de \$3,000,000 respecto del a3o fiscal anterior. La cifra de los gastos no alcanza ni con mucho, á la de los ingresos, y puede asegurarse que el superávit no ser3 el menor de los que han arrojado los diez ejercicios precedentes.

* * * * *

Se3ores Diputados y Senadores, patentes, como lo est3n hoy, los progresos alcanzados en los diferentes ramos de la riqueza nacional, no es de extra3arse que á ellos corresponda un adelanto semejante en la administraci3n p3blica, sobre todo si se atiende á los esfuerzos del Ejecutivo para mejorarla, teniendo por base la paz y el orden legal que felizmente reinan en toda la extensi3n de la Rep3blica. Gracias á tan bonancible situaci3n, han podido lograrse algunas reformas administrativas, imposibles en otro tiempo, como ha sucedido con la abolic3n de la Zona Libre, realizada hoy sin sacudimiento alguno y con el beneplácito de la opini3n, aun en la misma frontera del Norte, donde por fortuna predomina, como en toda la Rep3blica, un criterio justo y pr3ctico que sabe apreciar lo que exigen los intereses generales del pa3s, no menos que los especiales de esa tan importante regi3n.

As3 lo hab3is comprendido, se3ores, sin duda alguna, notando en la rese3a que acabo de presentaros, que no s3lo en el ramo de hacienda, sino en todos los departamentos del servicio nacional, se lucha constantemente por obtener mejoras indiscutibles, sin m3s obst3culos que los que de ordinario o pone la rutina. Para poder alcanzar algunos triunfos en esa lucha incesante, el Ejecutivo sigue animado por la confianza de que no ha de faltarle el patri3tico y necesario apoyo del Congreso.

CONTRATO PARA EL ESTABLECIMIENTO DE UNA ASOCIACI3N FINANCIERA INTERNACIONAL.

[Del "Diario Oficial" de 8 de mayo de 1905.]

El contrato celebrado entre el Se3or Ingeniero BLAS ESCONTRÍA, Secretario de Estado y del Despacho de Fomento, Colonizaci3n é

Industria, en representación del Ejecutivo Federal, y el Señor José CASTELLÓT, para el establecimiento en México de una Asociación Financiera Internacional, es como sigue:

ARTÍCULO 1. El Señor JOSÉ CASTELLÓT, por sí ó por medio de la compañía que organice, establecerá en México, dentro del término de un año una Asociación Financiera Internacional, cuyo objeto principal será ayudar al estímulo y fomento de la riqueza pública, facilitando la inversión de capitales extranjeros en la República, procurando la inmigración, la subdivisión y mejoramiento de terrenos y el desarrollo de las operaciones entre extranjeros y nacionales, por medio de una oficina, en la cual se inscriban los negocios ó industrias nacionales de todo género y se emitan informes imparciales y exactos sobre todos los asuntos que estuvieren bajo el conocimiento de la institución.

ART. 2. La Asociación Financiera Internacional se obliga:

1. Á poner á disposición del Supremo Gobierno toda clase de datos, expedientes y noticias que adquiriera ó que posea relacionados con la institución.

2. Á servir al Supremo Gobierno, en cualquier caso especial, como Agente, con arreglo á las instrucciones que reciba del mismo, sin que por ello cause gastos de ninguna clase.

3. Á publicar mensualmente, cuando menos, un boletín con informes generales sobre las riquezas nacionales y los medios de explotarlas, y procurar la circulación más amplia de este boletín en la República y en el extranjero.

ART. 3. El Gobierno Federal, para auxiliar el desarrollo de la asociación, se obliga:

1. Á recomendar á los Gobernadores de los Estados, que en cuanto fuere posible presten á la asociación su ayuda para conseguir los datos relacionados con el objeto de la asociación.

2. Á recomendar, por conducto de la Secretaría de Relaciones, que el servicio Consular Mexicano facilite la circulación de las publicaciones procedentes de la asociación y le comunique, si fuere procedente, los informes que ésta solicitare y que fueren estrictamente relacionados con su objeto.

3. Á facilitar á la asociación todos los datos existentes en las Secretarías de Estado previa petición y estrictamente relacionados con su objeto y que no tuvieren carácter de reservados; es decir, todos los datos estadísticos y documentos que estuvieren al servicio público.

ART. 4. La Asociación Financiera Internacional abrirá un registro en el que inscribirá las propiedades de todo género que le fueren presentadas con tal objeto, con todos los detalles proporcionados por los mismos interesados, los cuales rectificará y aumentará por medio de sus Agentes en toda la República y en el extranjero; y suministrará estos datos, cuando para ello fuere requerida, con arreglo á sus Estatutos.

ART. 5. Los informes suministrados por la Agencia Financiera

Internacional tendrán siempre el carácter de privados y en ningún caso podrán ser considerados como semificiales ú oficiales, ni motivarán responsabilidad alguna para el Gobierno de la Nación.

ART. 6. La compañía que el Señor CASTELLOT formará será establecida con la aprobación del Supremo Gobierno.

ART. 7. La compañía que se formare y sus sucesores legales serán considerados siempre como mexicanos en lo que á este contrato se refiere, aun cuando todos ó alguno de sus miembros fueren extranjeros, y estarán sujetos á la jurisdicción de los tribunales de la República en todos los negocios cuya causa y acción tengan lugar dentro de su territorio.

Nunca podrán alegar, respecto de los asuntos relacionados con este contrato, derecho alguno de extranjería, bajo cualquier forma que sea, y sólo tendrán el derecho de hacer valer los que las leyes de la República conceden á los Mexicanos, no pudiendo, por consiguiente, tener ingerencia alguna en dichos asuntos, los Agentes diplomáticos extranjeros.

ART. 8. El Gobierno tendrá el derecho de nombrar dos de los cinco miembros de que se compondrá su consejo de administración, y además un inspector, que tendrá el derecho que el Código de Comercio concede á los comisarios de las sociedades anónimas, y será remunerado con la misma suma que correspondiere á uno de los consejeros de la compañía.

ART. 9. Este contrato durará veinte años, á contar desde la fecha de su publicación en el "Diario Oficial."

ART. 10. Este contrato caducará:

1. Por no establecerse en el término de un año, contado desde la publicación de este contrato, la asociación á que se refiere.

2. Por traspasar este contrato á compañía ó particulares, sin la anuencia previa del Gobierno.

3. Por traspasar, enajenar ó hipotecar los derechos del presente contrato á un Gobierno ó Estado extranjero, así como por admitirlo como socio en la asociación.

4. Por no dar cumplimiento á lo que previene la fracción 1 del artículo 2.

ART. 11. La caducidad será declarada administrativamente; pero en todo caso se dará á la asociación un plazo corto y prudente para exponer su defensa.

ART. 12. El gasto de estampillas que debe llevar este contrato, conforme á la ley del timbre, será erogado por el interesado.

Es hecho por duplicado en la Ciudad de México, á veintinueve de abril de mil novecientos cinco.

[RÚBRICA.]

[RÚBRICA.]

B. ESCONTRÍA.

JOSÉ CASTELLOT.

POBLACIÓN DE LA REPÚBLICA EN 28 DE OCTUBRE DE 1900.

Acaba de darse al público por la Dirección General de Estadística de la República Mexicana un cuaderno de 79 páginas, titulado: "Resumen general del censo de la República Mexicana, verificado el 28 de octubre de 1900," en que aparecen rectificadas diversos datos que hasta ahora se tenían por exactos, y que son de notoria importancia.

Según este resumen, la población total de la República en la fecha antedicha ascendió á 13,607,259 habitantes, distribuidos en esta forma:

Estados del Centro	6,239,038
Estados del Norte	1,174,341
Estados del Golfo	1,756,006
Estados del Pacífico	4,437,874

El número de hombres en los Estados del Centro fué 3,069,395; el de mujeres, un poco mayor—3,169,643.

Los hombres de los Estados del Norte sumaron 602,326. Las mujeres, en bastante menor número, fueron 572,015.

La población masculina de los Estados del Golfo fué 233,310; la femenina, un poco mayor—232,014.

En los Estados del Pacífico se contaron 2,200,211 hombres y 2,237,663 mujeres.

De manera que en conjunto, en toda la República, había en la fecha del censo 6,105,242 hombres y 6,211,335 mujeres, resultando una preponderancia del sexo femenino sobre el masculino de solo 106,093 individuos.

De los 13,607,259 habitantes de México en la fecha del censo, 13,533,015 eran miembros de la Santa Iglesia Católica Apostólica Romana. Los 74,246 restantes estaban distribuidos en 3,418 sin religión ni culto alguno, 51,795 Protestantes de diferentes denominaciones, 2,090 Budistas, 1,421 Mormones, 145 Judíos, 90 Mahometanos, y 23 de la Iglesia Griega Ortodoxa.

La lengua castellana es la lengua de 11,498,116 habitantes de la República. Las que hablan los 2,109,143 que faltan para completar el total de la población son: Lenguas indígenas, 2,078,914; lenguas extranjeras, 30,229.

De la población total, solo había 2,179,588 que pudieran leer y escribir. Había además 347,903 cuya instrucción total se limitaba á saber leer.

En cuanto á ocupación ó industria resultaron 3,157,487 dedicados á la agricultura y 97,345 á la minería. Los empleados en negocios industriales propiamente dichos eran 757,754; los dedicados á empresas de transporte, 57,672; los que se ocupaban en el comercio, 238,133; los pertenecientes á la administración pública, 25,188; los miembros de las profesiones liberales, 62,207, y los individuos de la fuerza pública, 38,852.

La población extranjera de la República estaba representada como sigue:

Españoles.....	16, 278	Turcos.....	404
Americanos.....	15, 266	Suizos.....	289
Guatemaltecos.....	5, 820	Arabes.....	275
Franceses.....	3, 979	Austriacos, Húngaros, etc.....	256
Súbditos británicos.....	2, 849	Suecos y Noruegos.....	179
Chinos.....	2, 837	Canadienses.....	140
Cubanos.....	2, 720	Belgas.....	131
Italianos.....	2, 574	Otras nacionalidades.....	1, 024
Alemanes.....	2, 567		

Bajo el título de "Defectos físicos ó intelectuales" arrojó el dicho censo los datos siguientes:

Ciegos.....	12, 959
Sordomudos.....	8, 983
Dementes.....	4, 858
Idiotas.....	4, 101
Cretinos.....	3, 006

NICARAGUA.

LEY DE TITULACIÓN DE LA MOSQUITIA.

[Del "Diario Oficial" de agosto 28 de 1905.]

El Presidente de la República, en cumplimiento del Tratado celebrado entre la Gran Bretaña y Nicaragua el 19 de abril del corriente año, respecto del territorio que constituyó la antigua Reserva Mosquita, y en uso de las facultades conferidas por el Congreso el 11 de mayo último, decreta:

ARTÍCULO 1°. Para legalizar los derechos sobre los terrenos que los pobladores de la antigua Reserva Mosquita, hayan adquirido de conformidad con las disposiciones que regían en aquel territorio antes de 1894, y para proceder á la adjudicación y medida de lotes que se deben distribuir entre los indios mosquitos de conformidad con el Artículo III del Tratado de 19 de abril, el Gobierno de la República, designará una comisión compuesta por un abogado, un ingeniero y dos secretarios, que se encargará de dar cumplimiento á lo estipulado.

ART. 2°. El Abogado de la Comisión será el Jefe de ella, y se entenderá en todo lo relativo á la parte legal del procedimiento, y el Ingeniero, de acuerdo con las disposiciones del jefe, procederá á practicar las operaciones topográficas que se requieran. Cada uno de los comisionados tendrá su respectivo Secretario de actuación.

ART. 3°. La Comisión empeñará sus trabajos en el Departamento de Zalaya, y los continuará en las demás comarcas y distritos que sea necesario, en el orden que juzgue mas conveniente el Jefe de la Comisión.

ART. 4°. La Comisión arreglará sus actos al siguiente procedimiento:

“(a) Constituida la Comisión en cualquiera de las poblaciones, aldeas ó caseríos existentes en la zona donde debe cumplir su cometido, el Jefe ordenará á las autoridades del lugar que citen y emplacen á los pobladores de ella por los medios más expeditos, para que dentro del término de quince días se presenten ante él, los jefes de familia ó individuos aislados, con los títulos ó documentos que tuvieren para comprobar su propiedad ó para demostrar el número de personas que componen la familia, á fin de revisar los documentos en el primer caso, ó de determinar en el segundo el área del lote que deba ser adjudicado.

“(b) Los documentos exhibidos de conformidad con el inciso anterior, los examinará el Jefe de la Comisión, de acuerdo con las leyes desde 1848 hasta 1894; visará los que considere legales y dictará un auto previniendo la inscripción de ellos, en caso que fuere necesario.

“(c) Sumariamente, pero de manera que preste toda garantía, y en expediente separado, el Jefe de la Comisión, establecerá el número de miembros que compone cada familia indígena, y en un auto final determinará las manzanas de terreno que deban adjudicarse, en cumplimiento del Tratado que se ejecuta. Este expediente así terminado lo pasará al Ingeniero de la Comisión para que proceda al deslinde y amojonamiento de cada lote. Cuando sea devuelto por éste con las debidas tramitaciones y los planes levantados, el Jefe de la Comisión por nuevo auto, ordenará que se inscriba en el correspondiente registro de la propiedad.

“(d) Cuando el Abogado de la Comisión encuentre que alguno de los documentos exhibidos ante él carece de alguno de los requisitos legales, lo hará renovar en la forma legal más conveniente. Tanto estos documentos así legalizados como los que hubiere encontrado en debida forma, los pasará al Ingeniero para que proceda á la medida de los terrenos y demás actos de su competencia, de acuerdo con los derechos que esos títulos confieran. El Ingeniero devolverá las diligencias creadas respecto de esos documentos para que los apruebe el Jefe de la Comisión y ordene la inscripción respectiva.

“ART. 5°. El Jefe de la Comisión llevará un libro foliado y rubricado, y en él consignará las actas de visación ó escrituras de adjudicación que al efecto autorizare.

“ART. 6°. Los trabajos de la Comisión serán costeados por el Gobierno de Nicaragua, sin que se cobre emolumentos de ningún género á los indios mosquitos.

“ART. 7°. Los interesados que no concurriesen en el término del emplazamiento á hacer presente sus respectivos derechos, quedarán obligados á concurrir á la cabecera de su respectivo departamento

ó comarca para hacer sus gestiones ante la autoridad superior gubernativa en la forma que indica este reglamento, y sujetos á pagar los costos de titulación y medida de sus turrenos. Los títulos extendidos por estas autoridades, después de la medida que practiquen los ingenieros por ellas designados, tendrán todo valor legal y serán inscritos en el registro de la propiedad inmueble.

“ART. 8°. Los interesados que se presentaren ante el Jefe de la Comisión fuera del término que señala el artículo 4°, pero que lo hicieren estando toda vía la Comisión en el lugar donde residieren, tendrán derecho á que se les tramiten sus solicitudes.

“ART. 9°. Para la investigación y tramitaciones que requiere este reglamento, la Comisión hará uso de los intérpretes necesarios y también, en caso de falta de alguno de los secretarios, autorizará sus actos con dos testigos de asistencia.

“ART. 10. Las autoridades de toda clase que tengan jurisdicción en el departamento ó comarca en que debe ejercer sus funciones la Comisión, estarán obligadas á prestarle todo su apoyo para hacer concurrir ante ella á los indios mosquitos, y para la realización de los demás fines que persigue el Gobierno.

“ART. 11. El Jefe de la Comisión, ajustándose á las leyes y á la equidad, derimirá toda diferencia ó dificultad que surja entre las partes interesadas, entre éstas y las autoridades y entre los interesados y el ingeniero. La resolución del Jefe de la Comisión sólo podrá ser modificada por la Secretaría de Relaciones Exteriores.

“ART. 12. El libro á que se refiere el artículo 5°, ser á depositado por el Jefe de la Comisión una vez terminados los trabajos en la Gobernación é Intendencia del Departamento de Zelaya, para que este Despacho extienda las certificaciones ó testimonios que soliciten los interesados, por pérdida de los extendidos por la Comisión ó por cualquier otro motivo.

“ART. 13. Si algún indio mosquito prueba que las tierras que le pertenecían, de conformidad con las disposiciones vigentes antes de 1894, han sido denunciadas y adquiridas por otras personas, el Jefe de la Comisión le adjudicará terrenos baldíos de valor aproximado al que posea, y cercanos en cuanto sea posible al lugar donde habite.

“ART. 14. Toda duda é dificultad que surgiere en la aplicación é interpretación de este Reglamento, será consultada por los Comisionados á la Secretaría de Relaciones Exteriores.

“Dado en Managua, á 21 de agosto de 1905, Zelaya.

“El Ministro de Relaciones Exteriores, ADOLFO ALTAMIRANO.”

PANAMÁ.

CONVENCIÓN POSTAL CELEBRADA ENTRE LOS ESTADOS UNIDOS DE AMÉRICA Y LA REPÚBLICA DE PANAMÁ.

Con la mira de establecer arreglos postales entre las Repúblicas de Panamá y los Estados Unidos de América, la primera, por medio de J. D. DE OBALDÍA, su Enviado Extraordinario y Ministro Plenipotenciario en Washington, plenamente autorizado por el Presidente de la República de Panamá, y los Estados Unidos por GEORGE B. CORTELYOU, Administrador General de Correos, de la segunda, debidamente autorizado por ley, han convenido los siguientes artículos:

ARTÍCULO I. (a) Los objetos de toda clase ó naturaleza que se admitan en las balijas domésticas de cada país, con excepción de los que aquí se prohíben, se admitirán en las balijas que se cambien conforme á esta Convención; sujetos, sin embargo, á los reglamentos que considere necesarios, para proteger sus rentas aduanales ó impuestos comerciales y para fines sanitarios, la Administración Postal del país de su destino. Pero los artículos que no sean cartas en su forma usual y ordinaria, nunca se cerrarán á la inspección, sino que se cubrirán ó envolverán de modo que puedan ser fácil y completamente examinados por los administradores de correos de aduanas ó de las agencias postales. Excepto que podrán admitirse en las balijas que se cambien entre Panamá y los Estados Unidos los paquetes no sellados que contengan, en receptáculos sellados, artículos que no puedan remitirse con seguridad en receptáculos no sellados; siempre que el contenido de dichos receptáculos cerrados esté plenamente visible ó se declare con precisión en las cubiertas de los receptáculos cerrados, y que el paquete esté hecho de tal manera que la cubierta exterior pueda abrirse con facilidad.

Se prohíbe la admisión en las balijas que se cambien, conforme á esta Convención, de los objetos siguientes:

Las publicaciones que violen las leyes sobre propiedad literaria del país de su destino; paquetes de todas clases, exceptuando un solo libro impreso, aunque su peso exceda de dos kilogramos; los líquidos, venenos, materias explosivas ó inflamables, las grasosas, las fácilmente liquidables, animales vivos, los muertos no disecados, insectos y reptiles, frutas y vegetales que puedan descomponerse fácilmente y sustancias que exhalen un mal olor, billetes ó circulares de lotería, todo objeto obsceno ó inmoral y todos los demás objetos que puedan destruir ó de alguna manera perjudicar á las balijas ó dañar á las personas que las manejen.

(b) Todos los objetos admitidos en las balijas de un país y dirigidos al otro, ó recibidos en un país del otro, serán libres de detención ó inspección de cualquiera clase, exceptuando lo establecido por los regla-

mentos del país de su destino para cobrar los derechos de importación y para fines sanitarios; en el primer caso, serán enviados por la vía más rápida, y, en el segundo, será entregados á las personas á quienes vayan dirigidos, quedando sujetos en su trasmisión á las leyes y reglamentos de cada país, respectivamente.

** (a) La clasificación, el porte y el derecho de certificación que se exijan y recauden sobre objetos transmitidos en las balijas que se originen en un país y sean dirigidos al otro, serán los establecidos por las leyes y reglamentos domésticos del país de su origen, siempre que el porte y derecho de certificación que se exijan no excedan en ninguno de los dos países, del minimum del porte y derecho de certificación prescritos para objetos de la misma naturaleza por los artículos de la Convención Postal Universal que esté en vigor.

** ART. II. Cada Administración de Correos conservará, para su propio uso, el total del porte y los derechos de certificación que recaude sobre objetos postales cambiados con el otro país, incluyendo el porte insuficientemente pagado. En consecuencia, no se llevarán cuentas de porte de correos entre los dos países.

** (b) El porte de los artículos que no sean cartas y tarjetas postales debe ser franqueado, al menos, parcialmente; las cartas y las tarjetas postales serán remitidas al país de su destino aunque carezcan en absoluto de franqueo.

** El pago del porte del derecho de certificación se acreditarán fijando las correspondientes estampillas de correo del país de su destino.

** (c) Cada carta, cuyo porte no esté pagado por completo, llevará en su cubierta un sello con una letra T, mayúscula, y llevará indicado, en números claros, y en la esquina izquierda superior de su dirección, por los empleados de correo del país de su origen, la cantidad de porte no pagada, y sólomente esta cantidad será cobrada á la persona á quien se dirija al entregársela, exceptuando los casos en que haya error manifiesto.

ART. III. En ninguno de los dos países se cobrará porte á la correspondencia debidamente franqueada en el otro ni se cobrará nada en el país de su destino á la correspondencia oficial que conforme á los reglamentos del país de su procedencia debe transmitirse libre de porte; sino que el país del destino recibirá, enviará y entregará la misma, libre de recargo.

ART. IV. En caso de que se presente al correo de cualesquiera de los dos países, alguna correspondencia, con la intención obvia de evadir la tarifa más alta que le corresponde en el otro país, no se admitirá sino en el caso de que se pague el porte de la tarifa más alta.

ART. V. El canje de correspondencia conforme á esta Convención se efectuará por las oficinas de correos de ambos países, yá designadas como oficinas de canje, ó por medio de aquellas otras que puedan convenirse en lo sucesivo, conforme á los reglamentos sobre detalles de los

cambios que se expidieren mutuamente, y que se consideren esenciales para la seguridad y prontitud de los correos y para la protección de las rentas aduanales ó impuestos comerciales.

(b) Cada país sufragará los gastos de transporte de sus balijas dirigidas al otro.

ART. VI. La República de Panamá y los Estados Unidos de América se conceden el uno al otro, libre de todo gasto, detención ó examen de cualquier género, el tránsito á través de su territorio de balijas cerradas, preparadas por cualquier oficina de canje autorizada de uno ú otro país y dirigidas á otra oficina de canje autorizada del mismo país ó á otra oficina igualmente autorizada para el canje del otro país.

ART. VII. (a) Todo paquete de correspondencia que sea transmitido por el correo podrá certificarse pagando su porte y el derecho de certificación correspondiente en el país de su origen.

(b) Un recibo de la entrega de un artículo certificado será devuelto al remitente, cuando así se solicite; pero cada país podrá exigir del remitente el previo pago de un derecho que no exceda de cinco centavos.

ART. VIII. (a) El canje de la correspondencia internacional ordinaria puede efectuarse sin el uso de hojas de aviso; pero la correspondencia certificada deberá ir acompañada de una lista descriptiva de ella, por medio de la cual los objetos certificados puedan identificarse, con el fin de que las oficinas receptoras acusen recibo de los mismos.

(b) Si alguna oficina receptora no encontrare en las balijas algún objeto certificado comprendido en la lista, notificará su falta inmediatamente á la oficina remitente.

ART. IX. El canje de correspondencia ordinaria y certificada, excepto en el caso de que el último se haga directamente en balijas certificadas, se efectuará en sacos debidamente sellados.

ART. X. (a) Todos los objetos certificados, cartas ordinarias, tarjetas postales, y otros manuscritos, documentos comerciales ó de negocio, libros (empastados, encuadernados ó cosidos), pruebas de imprenta, grabados, fotografías, dibujos, mapas y otros objetos de manifiesto valor para el remitente, que no se entreguen por cualquiera causa, serán recíprocamente devueltos sin estipendio alguno, por conducto de las Administraciones centrales de los dos países, en paquetes ó sacos especiales marcados "Rebuts," después de que expire el término de su retención exigido por las leyes ó reglamentos del país de su destino. Los objetos certificados que se devuelvan irán acompañados de una lista descriptiva de los mismos, y los paquetes ó sacos especiales que se usen para la devolución de los objetos certificados, se devolverán cuando contengan algunos de los objetos rezagados que hayan sido certificados.

(b) Las cartas totalmente franqueadas con el ruego por parte de los que las envían de que se devuelvan en caso de que no se entreguen dentro de cierta fecha, ó dentro de un período de tiempo especificado,

serán recíprocamente devueltas sin recargo alguno directamente á la oficina de canje remitente, al expirar el plazo de su retención indicado en el ruego.

(c) Las cartas totalmente franqueadas que lleven en sus cubiertas las razones sociales ó los nombres ó direcciones de los remitentes, ó la designación de lugares adonde puedan devolverse, como apartado del correo, calle y número, etc., sin ruego de que se devuelvan, en caso de que no se entreguen en un período de tiempo determinado, serán recíprocamente devueltas sin estipendio alguno, directamente á la oficina de canje remitente, al expirar el término de treinta días contados desde la fecha de su recibo en las oficinas de su destino.

“ART. XI. Todos los asuntos que se relacionen con el cambio de balijas entre los dos países, que no estén determinados en esta Convención, se regirán por las estipulaciones de la Convención Postal Universal y los reglamentos que están ahora vigentes, ó que en adelante se acuerden para el régimen de los cambios de balijas entre los países que pertenezcan á la Unión Postal Universal en general, en cuanto los artículos de la expresada Convención Postal Universal sean obligatorios para ambas partes contratantes.

“ART. XII. El Gobierno de la República de Panamá y el Administrador General de Correos de los Estados Unidos de América tendrán facultad de expedir unidos, de tiempo en tiempo, los reglamentos ulteriores de orden y detalle que fueren necesarios para cumplir la presente Convención y podrán por mutuo convenio establecer las condiciones para la admisión, en las balijas, de cualesquiera de los objetos prohibidos en el Artículo I.

“ART. XIII. Esta convención abroga las relaciones postales existentes entre ambos países. Será ratificada por los países contratantes de acuerdo con sus respectivas leyes, y sus ratificaciones se canjearán en la ciudad de Washington tan pronto como sea posible. Comenzará á regir treinta días después del canje de ratificaciones y continuará en vigencia hasta que se denuncie de común acuerdo ó se termine la instancia de cualesquiera de los dos países, previa una notificación hecha al otro con seis meses de anticipación.”

PERÚ.

BANCOS Y SISTEMA BANCARIO EN EL PERÚ.

[Del Sr. F. NEILL, Secretario de la Legación de los Estados Unidos en Lima, Perú.]

ACRECENTAMIENTO DE LOS BANCOS PERUANOS.

Hace pocos años, cuando todavía la paz no había surgido, en el Perú, nueva vida y aumentado el movimiento comercial é industrial, había solamente tres bancos en Lima: (1) El Banco del Callao, (2) un

Sucursal del Banco de Londres de México y América del Sur (que más tarde se unió al Banco del Callao), y (3) el Banco Italiano. Entonces el capital de los tres establecimientos bancarios no era más que de £300,000 (\$1,459,950), que sobró para las necesidades del comercio en aquella época, cuando se iban disminuyendo la agricultura y la minería.

Pero tan pronto como vino el gran cambio en la condición política del Perú, y se restableció la confianza por todas partes, resultó un gran adelanto.

Empezó á descubrirse el capital del país, que antes estaba escondido ó invertido en países extranjeros por miedo á las cuestiones políticas y á las consiguientes pérdidas; al mismo tiempo comenzó á manifestarse el capital extranjero, especialmente el de los Estados Unidos, que corrió á este país. Desde entonces se contaba la resurrección del Perú y la era de prosperidad que la República ya está gozando.

Los establecimientos bancarios del Perú que en 1895 representaban un capital de £300,000 (\$1,459,950), ahora están capitalizados como sigue:

Los bancos del Perú y su capital.

Bancos.	Libras esterlinas.	Pesos.
Banco del Perú y Londres.....	200,000	973,300
Banco Italiano.....	100,000	486,650
Banco Internacional.....	100,000	486,650
Banco Popular.....	72,000	350,300
Banco Hipotecario.....	100,000	486,650
La Colmena.....	100,000	486,650
Crédito Urbano (Lima).....	10,000	48,665
Crédito Urbano (Arequipa).....	10,000	48,665
La Total.....	5,000	24,333
Sociedad Bancaria Propietaria.....	50,000	243,325
La Acumulativa.....	30,000	145,985
Total.....	777,000	3,781,270

Por consiguiente, el capital dedicado á las transacciones bancarias ha aumentado más de un 150 por ciento durante los nueve años pasados, que prueba, por sí solo, el crecido movimiento financiero y comercial del país.

De los establecimientos arriba mencionados, aquellos que limitan sus transacciones estrictamente á las bancarias, han mostrado las siguientes ganancias:

Ganancias de los Bancos Peruanos en 1902 y 1903.

Bancos.	1902.	1903.	Último dividendo declarado.
Banco del Perú y Londres.....	£57,423 = \$279,449	£68,709 = \$334,372	Por ciento 16
Banco Italiano.....	18,779 = 91,388	20,000 = 97,330	14
Banco Internacional.....	14,808 = 72,355	16,310 = 79,606	11
Banco Popular.....	9,313 = 45,322	10,396 = 50,192	12
Banco de Ahorros.....	4,016 = 19,544	4,954 = 24,109	12
Crédito Urbano.....	2,659 = 12,939	6,282 = 30,571	16

Los antedichos resultados han sido causa de que haya una notable demanda de las acciones de estos establecimientos, algunas de las cuales se cotizan ahora á 100 por ciento premio, como, por ejemplo, las del Banco del Perú y Lóndres, cuyo valor original era £10 (\$48.66), mientras su valor en los mercados hoy es £19.5 (\$93.66), y las del Banco Italiano, que se cotizan á cerca del mismo precio que las del Banco del Perú y Lóndres.

También es interesante cotejar las cifras que muestran el estado de los bancos hace diez años con su estado actual. Por ejemplo, los tres bancos existentes en 1894 tenían en efectivo £355,245 (\$1,728,800), mientras hoy tienen £522,479 (\$2,591,309); en 1894 las cuentas de depósitos mostraban £890,527 (\$4,333,750), mientras las mismas cuentas hoy muestran £2,875,072 (\$13,991,537). Por consiguiente, es evidente que en diez años el importe total de las transacciones bancarias ha aumentado 210 por ciento.

Fuera de Lima, sólo el Banco del Perú y Lóndres tiene sucursales en unos de los principales centros comerciales.

OPORTUNIDADES PARA LOS BANCOS AMERICANOS.

Forzoso es reconocer que en el Perú, todavía no se conocen las grandes ventajas de un verdadero establecimiento bancario, y esta sería, indudablemente, una oportunidad excelente para establecer un Banco Americano, en vista del comercio, anualmente creciente, entre el Perú y los Estados Unidos. Un banco hipotecario, con capital extranjero, también haría un negocio grande y seguro, pues las leyes del Perú protegen especialmente las hipotecas negociadas con establecimientos bancarios. Además, un banco agrícola tendría buen éxito en el Perú, y propendería á acrecentar la producción de algodón, cacao, café, azúcar y otros artículos de exportación. Creo que una Compañía por Acciones Americana, con su oficina principal en una ciudad de los Estados Unidos, tendría la misma protección que si fuera una compañía incorporada.

LEYES BANCARIAS Y CONTRIBUCIONES.

En el Perú no hay ley especial respecto de bancos extranjeros ó los del país, á no ser que no pueden emitir billetes.

Por supuesto que esto no tiene nada que hacer con los cheques, contra ellos, extendidos por las personas que tengan cuentas con ellos, ó con cheques bancarios, extendidos por los bancos para facilitar la transferencia de fondos de un establecimiento á otro, ó los usados con un objeto especial.

Las contribuciones son como sigue: Permiso para abrir un banco, de £10 á £20 (\$48.66 á \$97.33), 4 por ciento por año sobre las ganancias netas del banco para contribución propietaria, y 5 por ciento por año sobre las ganancias netas para contribución de municipalidad.

Hay una contribución especial tocante á hipotecas sobre propiedades dadas á los bancos, que dan á estos establecimientos preferencia de pago si se vende la propiedad hipotecada. Cada cheque paga un derecho de sello de 2 centavos, que cobran los bancos á las personas que soliciten libros de cheques.

Exportación de Liverpool al Perú en el año 1904, clasificada por artículos.

Aceite para máquinas.....	quintales..	2,851	45,316
Id.....	galones..	4,083	280
Agua mineral.....	doc. bot..	32,899	6,992
Algodón:			
Madejas.....	libras..	236,000	33,516
Género.....	yardas..	28,327,940	374,706
Animales vivos.....	10
Armas.....	número..	7,549	8,040
Cartuchos vacíos y fulminantes.....	id.....	1,732,900	289
Artículos alimenticios.....	libras..	2,776,687	36,110
Artículos de bronce.....	toneladas..	13	1,966
Artículos de cobre.....	id.....	67	4,966
Artículos de cuero.....	quintales..	313	15,191
Artículos diversos y mercería.....	libras..	137,521	13,629
Azufre.....	id.....	1,875	180
Azufre (Iquitos).....	quintales..	1,121	994
Botes.....	número..	1	71
Cables y sogas.....	quintales..	1,507	4,960
Carbón de piedra.....	toneladas..	5,276	3,755
Cerveza.....	bariles..	595	2,719
Cemento.....	toneladas..	295	625
Drogas y artículos químicos.....	quintales..	15,906	11,215
Esaño.....	toneladas..	13	1,707
Explosivos (dinamita, pólvora).....	quintales..	811	6,995
Ferrotería y artículos de acero.....	id.....	120,664	106,117
Fósforos (Iquitos).....	gruesas..	320	23
Hilo, madejas.....	libras..	1,400	67
Id.....	valor.....	1,002
Hilo, géneros.....	yardas..	137,000	4,998
Hule.....	cuadradas..	94,600	2,782
Jabón.....	quintales..	1,442	1,507
Yute.....	yardas..	10,500	1,086
Ladrillos, etc.....	toneladas..	15
Lana, madejas.....	libras..	6,600	898
Lana, géneros.....	yardas..	1,270,000	104,671
Lana.....	valor.....	4,573
Loza.....	quintales..	22,422	13,566
Madera.....	cargas..	44	1,731
Maquinaria.....	toneladas..	861	64,729
Metales diversos.....	id.....	9	72
Oro acuñado.....	id.....	50,273
Papel.....	quintales..	1,255	4,417
Perfumería.....	valor.....	117
Pintura.....	quintales..	6,835	6,992
Plomo.....	valor.....	94
Plomo.....	toneladas..	106	1,516
Ropa hecha.....	valor.....	2,011
Sal (Iquitos).....	toneladas..	312	367
Seda.....	yardas..	24,331	1,300
Id.....	valor.....	1,283
Semillas diversas.....	quintales..	4	2
Varios.....	id.....	162	367
Velas, sebos y grasas.....	id.....	6,457	13,235
Vinos y liciores.....	galones..	4,742	3,512
Zinc.....	toneladas..	12	96
Una lancha.....	10,409
Total.....	939,757
Además: sacos de yute de procedencia de Calcuta.....	99,672

DESENVOLVIMIENTO DE LA INDUSTRIA FERROCARRILERA.

Según "Les Annales Diplomatiques et Consulaires" del 5 de agosto, están desarrollándose ahora en el Perú dos grandes movimientos paralelos que indican progreso. El uno es comercial, el otro auxiliar al comercio, manufacturas, la agricultura y la minería. Son esos los

movimientos notables del desenvolvimiento ferrocarrilero y la expansión comercial.

Las importaciones del Perú durante 1896 ascendieron á cerca de \$19,000,000; en 1903 habían ascendido á \$38,000,000.

La Gran Bretaña es la primera en la fila de los países de los cuales importa el Perú, como \$16,000,000 en 1903; siguen los Estados Unidos con cerca de \$5,300,000; Alemania, \$4,000,000; Francia, \$1,400,000; Bélgica, \$760,000.

Subieron también las exportaciones, pero de ningún modo como lo justificaba la riqueza del Perú. Ascendieron éstas á \$19,200,000. Si está haciendo todo eso el Perú, si ha de construir ferrocarriles y desarrollarse por las líneas industriales y comerciales, necesitará muchas de las máquinas, herramientas, instrumentos, etc., que han auxiliado tanto á los Estados Unidos en sus maravillosas obras en el mismo sentido.

URUGUAY.

MINAS DE ORO.

Durante los seis meses que terminaron el 31 de diciembre de 1904, fueron extraídas en Uruguay 9,058½ toneladas de mineral, que produjeron 29,768 kilogramos (61.61 libras) de oro, por de valor de \$12,684. Están situadas las minas en Cuiñaperú y una compañía francesa las explota, la cual paga al Gobierno la mitad de un 1 por ciento.

ERA.

agosto.
nientos
uxiliar
esos los



MONTHLY BULLETIN

OF THE

INTERNATIONAL BUREAU OF THE AMERICAN REPUBLICS,

International Union of American Republics.

VOL. XXI.

OCTOBER, 1905.

No. 4.

THE SECOND INTERNATIONAL SANITARY CONVENTION.

By virtue of the call previously issued through the medium of the International Bureau of the American Republics, in accordance with the resolution to that effect acted upon during the Second International Conference of American States in the city of Mexico in 1901-2, the Second International Sanitary Convention met in Washington, United States of America, on October 9, 1905 having been postponed from the previous year owing to force of circumstances.

The Convention was called to order at 11 o'clock a. m. on Monday, October 9, at the New Willard Hotel, by Surg. Gen. WALTER WYMAN, of the Public Health and Marine-Hospital Service of the United States, in his capacity as Chairman of the International Sanitary Bureau, the following delegates being present:

Republic of Chile, Señor Dr. D. EDUARDO MOORE, Professor of the Medical Faculty, Hospital Physician.

Republic of Costa Rica, Señor Dr. D. JUAN J. ULLOA, ex-Vice-President, ex-Minister of the Interior of Costa Rica, ex-President of the Medical Faculty of Costa Rica.

Republic of Cuba, Señor Dr. D. JUAN GUTERAS, Member of the Superior Board of Health of Cuba, Director of the "Las Animas" Hospital, Professor of General Pathology and Tropical Medicine of the University of Havana, and Señor Dr. D. ENRIQUE B. BARNET, Executive Chief of the Health Department of Havana, Member and Secretary of the Superior Board of Health of Cuba.

Republic of Ecuador, Señor Dr. D. SERAFIN S. WITHER, Chargé d'Affaires and Consul-General of Ecuador in New York, and Señor Dr. D. MIGUEL H. ALCÍVAR, Member of the Superior Board of Health of Guayaquil, Professor of the Medical Faculty and Surgeon of the General Hospital of Guayaquil.

Republic of the United States of America, Dr. WALTER WYMAN, Surgeon-General of the Public Health and Marine-Hospital Service of the United States; Dr. H. D. GEDDINGS, Assistant Surgeon-General of the Public Health and Marine-Hospital Service of the United States and Representative of the United States at the Sanitary Convention of Paris; Dr. J. F. KENNEDY, Secretary of the Board of Health of the State of Iowa; Dr. JOHN S. FULTON, Secretary of the Board of Health of the State of Maryland; Dr. WALTER D. McCAW, Major, Surgeon in the United States Army; Dr. J. D. GATEWOOD, Surgeon in the United States Navy; Dr. H. L. E. JOHNSON, Member of the American Medical Association (Member of the Board of Trustees).

Republic of Guatemala, Señor Dr. D. JOAQUÍN YELA, Consul-General of Guatemala in New York.

Republic of Mexico, Señor Dr. D. EDUARDO LICÉAGA, President of the Superior Council of Health of Mexico, Director and Professor of the National School of Medicine, Member of the Academy of Medicine.

Republic of Nicaragua, Señor Dr. D. J. L. MEDINA, Member of the Second Pan-American Medical Congress of the City of Havana in 1901.

Republic of Peru, Señor Dr. D. DANIEL EDUARDO LAVORERÍA, Professor of the Medical Faculty, Member of the National Academy of Medicine, Physician of the "Dos de Mayo" Hospital, Chief of the Division of Hygiene of the Ministry of Fomento.

Dominican Republic, Señor D. EMILIO C. JOUBERT, Minister Resident in Washington.

Republic of Uruguay, Señor D. PEDRO REQUENA BERMÚDEZ, Chargé d'Affaires of Uruguay.

Republic of Venezuela, Señor D. NICOLÁS VELOZ-GOTTICOA, Chargé d'Affaires of Venezuela.

Surgeon-General WYMAN introduced the Hon. ELIHU ROOT, Secretary of State of the United States, who delivered a brief address of welcome to the delegates on behalf of the Government of the United States, as follows:

"MR. PRESIDENT AND GENTLEMEN: It is a pleasure and an honor to welcome you to Washington in behalf of the Government of the United States and to extend to you an expression of the good wishes of our Government for the success of all of your deliberations.

"It is a matter of sincere satisfaction to the people of the United States that the soil of our country should be found a favorable place for all the agencies of peace, of justice, of humanity; that the atmosphere which is breathed here should be one favorable to peace and kindly feeling among all the peoples of the earth. We would rather contribute to the saving of life than to the destruction of it. I do not know that we have any reason to believe that the individual intellect of man is any more powerful now than it was two thousand years ago, but there is reason to believe that the growth of organization among men is now

furnishing to individual human intelligence a platform upon which it may stand and from which it may take its departure toward the accomplishment of results that were impossible to the men of past ages, however powerful their intelligence may have been. And there is reason to believe, also, that the human intelligence is capable of far greater accomplishments under the magnetic influences of association with other minds alive to the same interests and seeking the same end. That you may promote the great work of elevating the standard from which you yourselves and your fellows and your successors may take new departures for the accomplishment of great things for humanity, that you may feel and may communicate this magnetic influence which tends to promote the successful activity of human intelligence, is my sincere wish.

"I believe that almost all of the wars, the controversies, the bitterness between nations, result from a want of good understanding, from the failure by the people of one nation to truly understand and appreciate the people of another nation; that the true cure and preventive of national controversy is acquaintance, personal good relation, and friendship among the individual people of the two countries, and nothing, certainly, can contribute more to the good relations which ought to exist between all the peoples of the Western Hemisphere than to have the men who represent, as you represent, that humanity which is superior to all national interests, to all national divisions; know each other and understand each other.

"You have our very best wishes and our thanks for honoring us by your presence here in the interest of that common humanity for which we all join in the most sincere wishes and the most devout prayers."

Following Mr. ROOT, the Hon. H. A. TAYLOR, Acting Secretary of the Treasury, who spoke on behalf of the Public Health and Marine-Hospital Service, which is under the control of the Treasury Department, extended his congratulations and welcome to the members of the Convention. The Hon. GONZALO DE QUESADA, Minister of Cuba to the United States and member of the Governing Board of the Bureau of the American Republics, on behalf of the Board, extended a most cordial welcome to the Convention. Mr. WILLIAMS C. FOX, Director of the Bureau of the American Republics, also extended his congratulations and welcome.

Following these addresses of welcome the convention was organized with Surgeon-General WYMAN as permanent chairman and Dr. JUAN J. ULLOA, delegate from the Republic of Costa Rica, as permanent secretary, and after the appointment of committees having in charge the work of the convention an adjournment was had for the day.

Tuesday was devoted to the reading by the delegates of reports from their various countries and the presentation of special papers on

hygienic subjects by several of the members. It was announced that in order to give time for the preparation of special work for the convention by the committees a recess would be taken on Wednesday and that the Treasury Department had extended the use of the United States Revenue Cutter *Winona* to the convention for a trip down the river, in order to visit the Government gun-proving grounds at Indian Head and the tomb of GEORGE WASHINGTON at Mount Vernon.

On Thursday the convention assembled and first took under consideration the question of standardizing the pharmacopœias in use in the various Republics. It was decided to adopt the new United States Pharmacopœia as the standard in all the Republics, and a resolution was passed intrusting to the Bureau of American Republics the work of translating and publishing a Spanish edition of the pharmacopœia, as follows:

“Whereas the decennial edition of the United States Pharmacopœia has just been published and issued by the Board of Trustees of the Convention of the United States Pharmacopœia appointed by the American Pharmaceutical Association; and

“Whereas this revised pharmacopœia embraces many new forms of value, both for use in therapeutics and prevention of epidemic disease, and represents the best thought and labor of experts on these matters: Therefore be it

“Resolved, That a translation of this United States Pharmacopœia into the Spanish language would prove of great benefit to the medical profession and pharmacists in each of the Republics represented at this convention; and further

“Resolved, That the said pharmacopœia be referred to the several Governments to report upon at the next meeting in Mexico, with a view to the adoption of an international pharmacopœia for the American Republics; and, be it further

“Resolved, That the International Sanitary Bureau be requested to ascertain if it is possible for the payment for such translation and publication of an edition of 5,000 copies to be made out of the fund provided for in section 7 of the resolutions adopted by the Second International Conference of American States, held in the City of Mexico in the winter of 1901-2; and be it further

“Resolved, That if it is found that the expense of this translation and publication can not be provided for from the fund provided by said section 7, the matter be referred to The Bureau of American Republics, with the request that if possible the said translation and publication be provided for by the said Bureau.”

The articles of agreement of the International Sanitary Conference of Paris in 1903 were presented to the convention by the Committee on Resolutions and recommended as the basis of articles to be adopted

by this convention. These articles, having to do with the prevention of the spread of the bubonic plague and cholera, were read one by one and agreed on. Additional articles, dealing more particularly with yellow fever, were also presented and read, after which the convention adjourned for the day.

Friday and Saturday were spent in the particular discussion of the articles of agreement, article by article and as a whole; and on Saturday afternoon the finished draft, as herein published, was signed by the delegates.

CONVENTION.

“CHAPTER I.

“REGULATIONS TO BE OBSERVED BY THE POWERS SIGNATORY TO THE CONVENTION AS SOON AS PLAGUE, CHOLERA, OR YELLOW FEVER MAY APPEAR IN THEIR TERRITORY.

“SECTION I. *Notifications and subsequent communications to other countries.*

“ARTICLE I. Each Government should immediately notify other Governments of the first appearance in its territory of authentic cases of plague, cholera, or yellow fever.

“ART. II. This notification is to be accompanied, or very promptly followed, by the following additional information:

“(1) The neighborhood where the disease has appeared.

“(2) The date of its appearance, its origin, and its form.

“(3) The number of established cases and the number of deaths.

“(4) For plague, the existence among rats or mice of plague, or of an unusual mortality; for yellow fever, the existence of *Stegomyia fasciata* in the locality.

“(5) The measures taken immediately after the first appearance.

“ART. III. The notification and the information prescribed in Articles I and II are to be addressed to diplomatic and consular agents in the capital of the infected country; but this is to be construed as not preventing direct communication between officials charged with the public health of the several countries.

“For countries which are not thus represented, they are to be transmitted directly by telegraph to the Governments of such countries.

“ART. IV. The notification and the information prescribed in Articles I and II are to be followed by further communications dispatched in a regular manner in order to keep the Governments informed of the progress of the epidemic.

“These communications, which are to be made at least once a week and which are to be as complete as possible, should indicate in detail the precautions taken to prevent the extension of the disease.

They should set forth, first, the prophylactic measures taken relative to sanitary or medical inspection, to isolation, and disinfection; second, the measures taken relative to departing vessels to prevent the exportation of the disease, and, especially under the circumstances mentioned in paragraph 4 of Article II of this section, the measures taken against rats and mosquitoes.

ART. V. The prompt and faithful execution of the preceding provisions is of the very first importance.

The notifications only have a real value if each Government is warned in time of cases of plague, cholera, or yellow fever and of suspicious cases of those diseases supervening in its territory. It can not, then, be too strongly recommended to the various Governments to make obligatory the declaration of cases of plague, cholera, or yellow fever, and of giving information of all unusual mortality of rats and mice, especially in ports.

ART. VI. It is understood that neighboring countries reserve to themselves the right to make special arrangements with a view of organizing a service of direct information between the chiefs of administration upon the frontiers.

SECTION II. *Conditions showing a given territorial area to be infected, or to have been freed from infection.*

ART. VII. Information of a first case of plague, cholera, or yellow fever does not justify, against a territorial area where it may appear, the application of the measures prescribed in Chapter II as hereinafter indicated.

Upon the occurrence of several nonimported cases of plague, or a nonimported case of yellow fever, or when cases of cholera form a focus, the area is to be declared infected.

ART. VIII. To limit the measures to the affected regions alone, Governments should only apply them to persons and articles proceeding from the contaminated or infected areas.

By the word 'area' is understood a well-determined portion of territory described in the information which accompanies or follows notification, thus, a province, a State, a 'government,' a district, a department, a canton, an island, a commune, a city, a quarter of a city, a village, a port, a 'polder,' a hamlet, etc., whatever may be the extent and population of these portions of territory.

But this restriction, limited to the infected area, should only be accepted upon the formal condition that the Government of the infected country shall take the necessary measures (1) to prevent, unless previously disinfected, the exportation of articles named in 1 and 2 of Article XII coming from the contaminated area; and (2) measures to prevent the extension of the epidemic; and provided further,

that there be no doubt that the sanitary authorities of the infected country have faithfully complied with Article I of this convention.

“When an area is infected no restrictive measure is to be taken against departures from this area if these departures have occurred five days at least before the beginning of the epidemic.

“ART. IX. That an area should no longer be considered as infected, official proof must be furnished:

“First. That there has been neither a death nor a new case of plague or cholera for five days after isolation,” death, or cure of the last plague or cholera case. In the case of yellow fever the period shall be eighteen days, but each Government may reserve the right to extend this period.

“Second. That all the measures of disinfection have been applied; in the case of plague that the precautions against rats have been observed, and in the case of yellow fever that the measures against mosquitoes have been executed.

“CHAPTER II.

“MEASURES OF DEFENSE BY OTHER COUNTRIES AGAINST TERRITORIES DECLARED TO BE INFECTED.

“SECTION I.—*Publication of prescribed measures.*

“ART. X. The Government of each country is obliged to immediately publish the measures which it believes necessary to take against departures either from a country or from an infected territorial area.

“The said government is to communicate at once this publication to the diplomatic or consular agent of the infected country residing in its capital as well as to the International Sanitary Bureau.

“The government shall be equally obliged to make known through the same channels the revocation of these measures, or modifications which may be made in them.

“In default of a diplomatic or consular agency in the capital, communications are made directly to the government of the country interested.

“SECTION II.—*Merchandise—Disinfection—Importation and Transit—Baggage.*

“ART. XI. There exists no merchandise which is of itself capable of transmitting plague, cholera, or yellow fever. It only becomes dangerous in case it is soiled by pestous or choleraic products, or, in the case of yellow fever, when such merchandise may harbor mosquitoes.

“The word ‘isolation’ signifies isolation of the patient, of the persons who care for him, and the forbidding of visits of all other persons, the physician excepted. By isolation in the case of yellow fever is understood the isolation of the patient in an apartment so screened as to prevent the access of mosquitoes.”

"ART. XII. No merchandise or objects shall be subjected to disinfection on account of yellow fever, but in cases covered by the previous article the vehicle of transportation may be subjected to fumigation to destroy mosquitoes. In the case of cholera and plague, disinfection should only be applied to merchandise and objects which the local sanitary authority considers as infected.

"Nevertheless, merchandise, or objects enumerated hereafter, may be subjected to disinfection, or prohibited entry, independently of all proof that they may or may not be infected:

"1. Body linen, wearing apparel in use, clothing which has been worn, bedding already used.

"When these objects are transported as baggage, or in the course of a change of residence (household furniture), they should not be prohibited, and are to be subjected to the regulations prescribed by Article XIX.

"Baggage left by soldiers and sailors, and returned to their country after death, are considered as objects comprised in the first paragraph of No. 1 of this article.

"2. Rags, and rags for making paper, with the exception, as to cholera, of rags which are transported as merchandise in large quantities, compressed in bales held together by hoops.

"New clippings coming directly from spinning mills, weaving mills, manufactories, or bleacheries, shoddy, and clippings of new paper should not be forbidden.

"ART. XIII. In the case of cholera and plague, there is no reason to forbid the transit through an infected district of merchandise and the objects specified in Nos. 1 and 2 of the preceding article if they are so packed that they can not have been exposed to infection in transit.

"In like manner, when merchandise or objects are so transported that, in transit, they can not come in contact with soiled objects, their transit across an infected territorial area should not be an obstacle to their entry into the country of destination.

"ART. XIV. The entry of merchandise and objects specified in Nos. 1 and 2 of Article XII should not be prohibited, if it can be shown to the authorities of the country of destination that they were shipped at least five days before the beginning of the epidemic.

"ART. XV. The method and place of disinfection, as well as the measures to be employed for the destruction of rats and mosquitoes, are to be fixed by authority of the country of destination, upon arrival at said destination. These operations should be performed in such a manner as to cause the least possible injury to the merchandise.

"It devolves upon each country to determine questions relative to the payment of damages resulting from disinfection or from the destruction of rats or mosquitoes.

"If taxes are levied by a sanitary authority, either directly or through the agency of any company or agent, to insure measures for the destruction of rats and mosquitoes on board ships, the amount of these taxes ought to be fixed by a tariff published in advance, and the result of these measures should not be a source of profit for either State or sanitary authorities.

"ART. XVI. Letters and correspondence, printed matter, books, newspapers, business papers, etc. (postal parcels not included), are not to be submitted to any restriction or disinfection. In case of yellow fever, postal parcels are not to be subjected to any restrictions or disinfection.

"ART. XVII. Merchandise arriving by land or by sea should not be detained permanently at frontiers or in ports.

"Measures which it is permissible to prescribe with respect to them are specified in Article XII.

"Nevertheless, when merchandise, arriving by sea in bulk (vrac) or in defective packages, is contaminated by pest-stricken rats during the passage, and is incapable of being disinfected, the destruction of the germs may be assured by putting said merchandise in a warehouse for a period to be decided by the sanitary authorities of the port of arrival.

"It is to be understood that the application of this last measure should not entail delay upon any vessel nor extraordinary expenses resulting from the want of warehouses in ports.

"ART. XVIII. When merchandise has been disinfected by the application of the measures prescribed in Article XII, or put temporarily in warehouses in accordance with the third paragraph of Article XVII, the owner or his representative has the right to demand from the sanitary authority which has ordered such disinfection or storage a certificate setting forth the measures taken.

"ART. XIX. *Baggage*.—In the case of soiled linen, bed clothing, clothing, and objects forming a part of baggage or furniture coming from a territorial area declared contaminated, disinfection is only to be practiced in cases where the sanitary authority considers them as contaminated. There shall be no disinfection of baggage on account of yellow fever.

"SECTION III. — *Measures in ports and at maritime frontiers.*

"ART. XX. *Classification of ships*.—A ship is considered as infected which has plague, cholera, or yellow fever on board, or which has presented one or more cases of plague or cholera within seven days or a case of yellow fever at any time during the voyage.

"A ship is considered as suspected on board of which there have been a case or cases of plague or cholera at the time of departure or

during the voyage, but no new case within seven days; also such ships as have lain in such proximity to the infected shore as to render them liable to the access of mosquitoes.

"The ship is considered *indemni*, which, although coming from an infected port, has had neither death nor case of plague, cholera, or yellow fever on board, either before departure, during the voyage, or at the time of arrival, and which in the case of yellow fever has not lain in such proximity to the shore as to render it liable, in the opinion of the sanitary authorities, to the access of mosquitoes.

"ART. XXI. Ships infected with plague are to be subjected to the following regulations:

"1. Medical visit (inspection).

"2. The sick are to be immediately disembarked and isolated.

"3. Other persons should also be disembarked, if possible, and subjected to an observation," which should not exceed five days, dating from the day of arrival.

"4. Soiled linen, personal effects in use, the belongings of crew^b and passengers which, in the opinion of the sanitary authorities, are considered as infected should be disinfected.

"5. The parts of the ship which have been inhabited by those stricken with plague and such others as, in the opinion of the sanitary authorities, are considered as infected should be disinfected.

"6. The destruction of rats on shipboard should be effected before or after the discharge of cargo as rapidly as possible, and in all cases with a maximum delay of forty-eight hours, care being taken to avoid damage of merchandise, the vessel, and its machinery.

"For ships in ballast this operation should be performed immediately before taking on cargo.

"ART. XXII. Ships suspected of plague are to be subjected to the measures which are indicated in Nos. 1, 4, and 5 of article XXI.

"Further, the crew and passengers may be subjected to observation, which should not exceed five days, dating from the arrival of the ship. During the same time the disembarkment of the crew may be forbidden except for reasons of duty.

"The destruction of rats on shipboard is recommended. This destruction is to be effected before or after the discharge of cargo as quickly as possible, and in all cases with a maximum delay of forty-eight hours, taking care to avoid damage to merchandise, ships, and their machinery.

^a"The word 'observation' signifies isolation of the passengers, either on board ship or at a sanitary station before being given free pratique.

^b"The term 'crew' is applied to persons who may make, or who have made, a part of the personnel of the vessel and of the administration thereof, including stewards, waiters, 'cafedji,' etc. The word is to be construed in this sense wherever employed in the present convention.

"For ships in ballast this operation should be done, if done at all, as early as possible and in all cases before taking on cargo.

"ART. XXIII. Ships *indemne* from plague are to be admitted to free pratique immediately, whatever may be the nature of their bill of health.

"The only regulation which the sanitary authorities at a port of arrival may prescribe for them consists of the following measures:

"1. Medical visit (inspection).

"2. Disinfection of soiled linen, articles of wearing apparel, and the other personal effects of the crew and passengers, but only in exceptional cases when the sanitary authorities have special reason to believe them infected.

"3. Without demanding it as a general rule, the sanitary authorities may subject ships coming from an infected port to a process for the destruction of the rats on board before or after the discharge of cargo. This operation should be done as soon as possible and in all cases should not last more than twenty-four hours, care being taken to avoid damaging merchandise, ships, and their machinery, and without interfering with the passing of passengers and crew between the ship and the shore. For ships in ballast this procedure, if practiced, should be put in operation as soon as possible and in all cases before taking on cargo.

"When a ship coming from an infected port has been subjected to a process for the destruction of rats, this process should only be repeated if the ship has touched meanwhile at an infected port and has been alongside a quay in such port or if the presence of sick or dead rats on board is proven.

"The crew and passengers may be subjected to a surveillance, which should not exceed five days, to be computed from the date when the ship sailed from the infected port. The landing of the crew may also, during the same time, be forbidden except for reasons of duty.

"Competent authority at the port of arrival may always demand, under oath, a certificate of the ship's physician or, in default of a physician, of the captain, setting forth that there has not been a case of plague on board since departure and that no marked mortality among the rats has been observed.

"ART. XXIV. When upon an *indemne* ship rats have been recognized as pest stricken as a result of bacteriological examination, or when a marked mortality has been established among these rodents, the following measures should be applied:

"1. Ships with plague-stricken rats:

"(a) Medical visit (inspection).

"(b) Rats should be destroyed before or after the discharge of cargo, as rapidly as possible, and in all cases with a delay not to exceed forty-eight hours; the deterioration of merchandise, vessels, and machinery

to be avoided. Upon ships in ballast this operation should be performed as soon as possible and in all cases before taking on cargo.

“(c) Such parts of the ship and such articles as the local sanitary authority regards as infected shall be disinfected.

“(d) Passengers and crew may be submitted to observation, the duration of which should not exceed five days, dating from the day of arrival, except in special cases, where the sanitary authority may prolong the observation to a maximum of ten days.

“2. Ships where a marked mortality among rats is observed:

“(a) Medical visit (inspection).

“(b) An examination of rats, with a view to determining the existence of plague, should be made as quickly as possible.

“(c) If the destruction of rats is judged necessary, it shall be accomplished under the conditions indicated above in the case of ships with plague-stricken rats.

“(d) Until all suspicion may be eliminated the passengers and crew may be submitted to observation, the duration of which should not exceed five days, counting from the date of arrival, except in special cases, when the sanitary authority may prolong the observation to a maximum of ten days.

“ART. XXV. The sanitary authorities of the port must deliver to the captain, the owner, or his agent, whenever a demand for it is made, a certificate setting forth that the measures for the destruction of rats have been efficacious and indicating the reasons why these measures have been applied.

“ART. XXVI. Ships infected with cholera are to be subjected to the following regulations:

“1. Medical visit (inspection).

“2. The sick are to be immediately disembarked and isolated.

“3. Other persons ought also to be disembarked, if possible, and subjected, dating from the arrival of the ship, to an observation, the duration of which shall not exceed five days.

“4. Soiled linen, wearing apparel, and personal effects of crew and passengers which, in the opinion of the sanitary authority of the port, are considered as infected are to be disinfected.

“5. The parts of the ship which have been inhabited by persons sick with cholera or which are considered by the sanitary authority as infected are to be disinfected.

“6. The bilge water is to be discharged after disinfection.

“The sanitary authority may order the substitution of good potable water for that which is contained in the tanks on board.

“The discharge or throwing overboard into the water of a port of dejecta shall be forbidden unless they have been previously disinfected.

“ART. XXVII. Ships suspected of cholera are to be subjected to measures prescribed under Nos. 1, 4, 5, and 6 of Article XXVI.

“The crew and passengers may be subjected to an observation, which should not exceed five days, to date from the arrival of the ship. It is recommended during the same time to prevent the debarkation of the crew except for reasons of duty.

“ART. XXVIII. Ships *incubant* of cholera are to be admitted to free pratique immediately, whatever may be the nature of their bill of health.

“The only regulations which the sanitary authorities of a port may prescribe in their case are the measures provided in Nos. 1, 4, and 6 of Article XXVI.

“The crews and passengers may be submitted, in order to show their state of health, to an observation, which should not exceed five days, to be computed from the date when the ship sailed from the infected port.

“It is recommended that during the same time the debarkation of the crew be forbidden except for reasons of duty.

“Competent authority at the port of arrival may always demand, under oath, a certificate from the ship's surgeon or, in the absence of a surgeon, from the captain, setting forth that there has not been a case of cholera upon the ship since sailing.

“ART. XXIX. Competent authority will take account, in order to apply the measures indicated in Articles XXI to XXVIII, of the presence of a physician on board and a disinfecting apparatus in ships of the three categories mentioned above.

“In regard to plague, it will equally take account of the installation on board of apparatus for the destruction of rats.

“Sanitary authorities of such countries where it may be convenient to make such regulations may dispense with the medical visit and other measures toward *incubant* ships which have on board a physician specially commissioned by their country.

“ART. XXX. Special measures may be prescribed in regard to crowded ships, notably emigrant ships, or any other ship presenting bad hygienic conditions.

“ART. XXXI. Any ship not desiring to be subjected to the obligations imposed by the authority of the port in virtue of the stipulations of the present convention is free to proceed to sea.

“It may be authorized to disembark its cargo after the necessary precautions shall have been taken, namely: First, isolation of the ship, its crew and passengers; second, in regard to plague, demand for information relative to the existence of an unusual mortality among rats; third, in regard to cholera, the discharge of the bilge water after disinfection, and the substitution of a good potable water for that which is provided on board the ship.

“Authority may also be granted to disembark such passengers as may demand it, upon condition that these submit themselves to all measures prescribed by the local authorities.

"ART. XXXII. Ships coming from a contaminated port, which have been disinfected and which may have been subjected to sanitary measures applied in an efficient manner, shall not undergo a second time the same measures upon their arrival at a new port, provided that no new case shall have appeared since the disinfection was practiced, and that the ships have not touched in the meantime at an infected port.

"When a ship only disembarks passengers and their baggage, or the mails, without having been in communication with *terra firma*, it is not to be considered as having touched at a port, provided that in the case of yellow fever it has not approached sufficiently near the shore to permit the access of mosquitoes.

"ART. XXXIII. Passengers arriving on an infected ship have the right to demand of the sanitary authority of the port a certificate showing the date of their arrival and the measures to which they and their baggage have been subjected.

"ART. XXXIV. Packet boats shall be subjected to special regulations, to be established by mutual agreement between the countries in interest.

"ART. XXXV. Without prejudice to the right which governments possess to agree upon the organization of common sanitary stations, each country should provide at least one port upon each of its seaboard, with an organization and equipment sufficient to receive a vessel, whatever may be its sanitary condition.

"When an *indemne* vessel, coming from an infected port, arrives in a large mercantile port it is recommended that she be not sent to another port for the execution of the prescribed sanitary measures.

"In every country ports liable to the arrival of vessels from ports infected with plague, cholera, or yellow fever should be equipped in such a manner that *indemne* vessels may there undergo, immediately upon their arrival, the prescribed measures, and not be sent for this purpose to another port.

"Governments should make declaration of the ports which are open in their territories to arrivals from ports infected with plague, cholera, or yellow fever.

"ART. XXXVI. It is recommended that in large seaports there be established:

"(a) A regular medical service and a permanent medical supervision of the sanitary conditions of crews and the inhabitants of the port.

"(b) Places set apart for the isolation of the sick and the observation of suspected persons. In the *stegomyia* belt there must be a building or part of a building screened against mosquitoes and a launch and ambulance similarly screened.

"(c) The necessary installation for efficient disinfection and bacteriological laboratories.

"(d) A supply of potable water above suspicion, for the use of the port, and the installation of a system of sewerage and drainage adequate for the removal of refuse.

"SECTION IV.—*Measures upon land frontiers—Travelers—Railroads—Frontier zones—River routes.*

"ART. XXXVII.—Land quarantines should no longer be established, but the Governments reserve the right to establish camps of observation if they should be thought necessary for the temporary detention of suspects.

"This principle does not exclude the right for each country to close a part of its frontier in case of necessity.

"ART. XXXVIII. It is important that travelers should be submitted to a surveillance on the part of the personnel of railroads, to determine their condition of health.

"ART. XXXIX. Medical intervention is limited to a visit (inspection), with the taking of temperature of travelers and the succor to be given to those actually sick. If this visit is made, it should be combined as much as possible with the custom-house inspection, to the end that travelers may be detained as short a time as possible. Only persons evidently sick should be subjected to a searching medical examination.

"ART. XL. As soon as travelers coming from an infected locality shall have arrived at their destination, it would be of the greatest utility to submit them to a surveillance which should not exceed ten or five days, counting from the date of departure, the time depending upon whether it is a question of plague or cholera. In case of yellow fever the period should be six days.

"ART. XLI. Governments may reserve to themselves the right to take particular measures in regard to certain classes of persons, notably vagabonds, emigrants, and persons traveling or passing the frontier in bands.

"ART. XLII. Coaches intended for the transportation of passengers and mails should not be retained at frontiers.

"In order to avoid this retention a system of relays ought to be established at frontiers, with transfer of passengers, baggage, and mails. If one of these carriages be infected or shall have been occupied by a person suffering from plague, cholera, or yellow fever, it shall be detached from the train for disinfection at the earliest possible moment.

"ART. XLIII. Measures concerning the passing of frontiers by the personnel of railroads and the post-office are a matter for agreement of the sanitary authorities concerned. These measures should be so arranged as not to hinder the service.

"ART. XLIV. The regulation of frontier traffic, as well as the adoption of exceptional measures of surveillance, should be left to special arrangement between contiguous countries.

ART. XLV. The power rests with governments of countries bordering upon rivers to regulate by special arrangement the sanitary régime of river routes.

SECTION V.—Articles relating to yellow fever.

ART. XLVI. Ships infected with yellow fever are to be subjected to the following regulations:

“1. Medical visit (inspection).

“2. The sick are to be immediately disembarked, protected by netting against the access of mosquitoes, and transferred to the place of isolation, in an ambulance or a litter similarly screened.

“3. Other persons should also be disembarked if possible, and subjected to an observation of six days, dating from the day of arrival.

“4. In the place set apart for observation there shall be screened apartments or cages where any one presenting an elevation of temperature above 37.6 C. shall be screened until he may be carried in the manner indicated above to the place of isolation.

“5. The ship shall be moored at least 200 meters from the inhabited shore.

“6. The ship shall be fumigated for the destruction of mosquitoes before the discharge of cargo, if possible. If a fumigation be not possible before the discharge of the cargo, the health authorities shall order either—

“(a) The employment of immune persons for discharging the cargo, or

“(b) If nonimmunes be employed they shall be kept under observation during the discharging of cargo and for six days, to date from the last day of exposure on board.

ART. XLVII. Ships suspected of yellow fever are to be subjected to the measures which are indicated in Nos. 1, 3, and 5 of the preceding article, and if not fumigated the cargo shall be discharged as directed under subparagraph (a) or (b) of the same article.

ART. XLVIII. Ships *indemne* from yellow fever, coming from an infected port, after the medical visit (inspection), shall be admitted to free pratique, provided the duration of the trip has exceeded six days.

“If the trip be shorter, the ship shall be considered as suspected until the completion of a period of six days, dating from the day of departure.

“If a case of yellow fever develop during the period of observation, the ship shall be considered as infected.

ART. XLIX. All persons who can prove their immunity to yellow fever, to the satisfaction of the health authorities, shall be permitted to land at once.

ART. L. It is agreed that in the event of a difference of interpretation of the English and Spanish texts the interpretation of the English text shall prevail.”

The Convention then listened to short addresses of congratulation from each of the delegates present, after which it adjourned to meet in the city of Mexico in December 1907, under the presidency of Dr. **EDUARDO LICÉAGA**, the Delegate from Mexico.

By special invitation, the members of the Second International Sanitary Convention were received by President ROOSEVELT at the Executive Office in Washington at noon, October 12, 1905. In presenting the delegates, Surgeon-General WYMAN, the President of the Convention, addressed the President, reading to him his remarks, which had been previously interpreted into Spanish, to the delegates to the Convention. The reply of the President was also interpreted into Spanish, paragraph by paragraph, by Dr. J. J. ULLOA, the Delegate from Costa Rica and the Secretary of the Convention. The President spoke as follows:

"I should like to greet you and say with what peculiar pleasure I welcome you, because both of the profession you represent and of the fact that you come from our sister Republics of America.

"I believe that we on this hemisphere are going to show to all the world, are going to teach all the world by an object lesson, that separate States, separate nations, can dwell together in absolute harmony, and can unite in a common effort, as you are uniting here, for the betterment of the conditions affecting them all.

"The outside world is only beginning to understand the astonishing progress made, not only socially and industrially but in science, literature, and art, by the Central and South American Republics. In medical matters, in industrial, scientific, social, artistic matters, each of our countries has something to learn from the others, and I welcome you as colleagues and as teachers.

"Of course I could not overstate the all importance of the medical profession in modern life, and as it is now becoming in modern international life. In the old days a plague that happened in one country was regarded as only concerning that country, until it spread over into some other, helpless to defend itself against it. Now we recognize that the stamping out of disease, the warfare against unhygienic conditions, must be done by the organized effort of the medical profession of all the countries joined together."

RECEPTION OF THE MINISTER RESIDENT OF THE DOMINICAN REPUBLIC IN THE UNITED STATES.

Señor **EMILIO C. JOUBERT**, who had been Chargé d'Affaires of the Dominican Republic at Washington for the preceding year, was, on October 12, 1905, presented as Minister Resident to President ROOSEVELT.

Upon the occasion of his reception Señor JOUBERT spoke as follows:

“EXCELLENCY: I have the honor to place in your hands the letter of the President of the Dominican Republic, by which I am accredited in the capacity of Minister Resident near Your Excellency's Government.

“By exalting the rank of its Diplomatic Representative in Washington, my Government not only discharges a reciprocal duty, but also gives expression, in this manner, to a sentiment of intense sympathy to the American Nation, whose friendship my Government most earnestly desires to cultivate, because it entertains the profound conviction that the bonds of union now existing between the two countries, if maintained firmly and cordially, will be the foundation of that mutual confidence necessary for the attainment of the greatest possible benefit in the future.

“I have been specially charged to convey to Your Excellency the earnest wishes of the President of the Dominican Republic for the prosperity of the American Nation, as well as for your personal welfare, and such are also the wishes of the whole nation, growing out of a sentiment of deep respect for your illustrious personality and a boundless gratitude for the noble interest Your Excellency has shown in the welfare of the Dominican Republic.”

President ROOSEVELT replied in the following terms:

“MR. MINISTER: I receive with pleasure the letter of His Excellency the President of the Dominican Republic accrediting you in the capacity of Minister Resident of the Republic near this Government, and I deeply appreciate the earnest wishes expressed by you on his behalf and on that of the Dominican people, for the prosperity of the Government and people of the United States.

“I desire for my part to assure you of the great interest felt by this Government and people in the welfare of the Dominican Republic, and to declare that it is the wish and intention of this Government to maintain firmly and cordially the bonds of friendship which now unite the two countries.

“It gives me pleasure, Mr. Minister, to congratulate you on your well-deserved promotion.”

FOREIGN COMMERCE OF THE PRINCIPAL PORTS OF THE WORLD.

The following table, compiled in the Bureau of Statistics, Department of Commerce and Labor of the United States, from latest available official sources, shows the foreign trade of the principal seaports of the world. In the case of the United States ports both the land and sea borne commerce is given; in the case of some foreign ports

FOREIGN COMMERCE OF PRINCIPAL PORTS OF THE WORLD. 1061

the sea-borne commerce only is stated. The value of the transit trade, whenever available, has been included.

Value of commerce of principal ports of the world.

Ports.	Year.	Imports.	Exports.	Total commerce.
EUROPE.				
<i>Great Britain.</i>				
London, including Queensborough.....	1903	\$82,547,306	\$462,206,875	\$1,304,754,181
Liverpool.....	1903	627,915,453	557,598,986	1,185,514,439
Hull.....	1903	158,633,074	97,597,239	256,230,313
Glasgow.....	1903	70,119,734	103,394,005	173,513,739
Southampton.....	1903	76,599,639	70,990,449	147,590,108
Manchester, including Runcorn.....	1903	98,688,355	45,244,167	143,933,162
Harwich.....	1903	94,433,941	22,810,512	117,244,453
Grimsby.....	1903	49,387,339	49,877,523	99,264,862
Leith.....	1903	67,035,366	13,482,239	80,517,605
Tyne ports.....	1903	48,916,122	37,346,699	86,262,821
Bristol.....	1903	62,052,849	10,486,933	72,539,782
Cardiff.....	1903	20,981,470	30,362,868	71,347,338
<i>Germany.</i>				
Hamburg.....	1903	\$550,751,000	\$430,765,000	\$981,516,000
Bremen.....	1903	\$198,518,000	\$36,939,000	\$235,457,000
<i>France.</i>				
Marseille.....	1903	248,869,000	182,683,000	431,552,000
Havre.....	1903	213,619,000	150,524,000	364,143,000
Dunkirk.....	1903	118,629,000	25,381,000	144,010,000
Bordeaux.....	1903	48,850,000	60,046,000	108,896,000
<i>Austria-Hungary.</i>				
Trieste.....	1903	60,353,000	10,642,000	70,995,000
<i>Belgium.</i>				
Antwerp.....	1903	\$88,174,000	347,940,000	736,114,000
<i>Russia.</i>				
St. Petersburg.....	1902	50,871,000	30,336,000	81,207,000
Odessa.....	1902	31,779,000	59,693,000	91,472,000
Riga.....	1902	19,311,000	43,226,000	62,537,000
<i>Spain.</i>				
Barcelona.....	1903	60,728,000	21,870,000	82,598,000
Bilbao.....	1903	15,109,000	16,431,000	31,540,000
AMERICA.				
<i>United States, b</i>				
New York, N. Y.....	1904	600,171,033	506,808,013	1,106,979,046
New Orleans, La.....	1904	34,036,516	148,595,104	182,631,619
Boston and Charlestown, Mass.....	1904	80,657,697	89,845,772	170,503,469
Galveston, Tex.....	1904	1,847,646	115,316,457	147,164,103
Philadelphia, Pa.....	1904	53,890,106	71,393,254	125,283,360
Baltimore, Md.....	1904	20,345,788	82,836,164	103,181,952
San Francisco, Cal.....	1904	37,542,978	32,547,181	70,090,159
Savannah, Ga.....	1904	921,061	53,770,382	54,691,443
Puget Sound, Wash.....	1904	11,285,096	22,729,580	34,014,676
<i>Canada.</i>				
Montreal.....	1904	80,561,275	67,814,729	148,376,004
<i>Argentine Republic.</i>				
Buenos Ayres.....	1903	107,491,000	109,803,000	217,294,000
<i>Brazil.</i>				
Santos.....	1902	21,857,000	67,420,000	89,277,000
Rio de Janeiro.....	1902	49,500,000	32,515,000	82,015,000
<i>Chile.</i>				
Valparaiso.....	1903	29,247,000	4,440,000	33,687,000
ASIA.				
<i>China.</i>				
Shanghai.....	1903	118,969,000	69,150,000	188,119,000

^aBy sea only.

^bYear ending June 30.

Value of commerce of principal parts of the world—Continued.

Ports.	Year.	Imports.	Exports.	Total commerce.
ASIA—continued.				
<i>Japan.</i>				
Yokohama.....	1903	\$55,218,000	\$72,997,000	\$128,215,000
Kobe.....	1903	76,958,000	15,078,000	122,036,000
<i>British Colonies.</i>				
Singapore.....	1902	116,205,000	97,363,000	213,568,000
Calcutta.....	1903-4	108,661,000	185,715,000	294,376,000
Bombay.....	1903-4	697,061,000	138,211,000	835,272,000
AFRICA.				
Alexandria.....	1903	75,127,000	91,720,000	166,847,000
Cape Town.....	1903	70,061,000	62,914,000	132,975,000
AUSTRALIA.				
Melbourne.....	1902	76,154,000	76,606,000	152,760,000
Sydney.....	1902	104,131,000	81,529,000	185,660,000

^aIncluding intersettlement commerce.^bTrade of chief port only, exclusive of Government stores.

ARGENTINE REPUBLIC.

COMPARATIVE TRADE STATISTICS.

The trade returns of the Argentine Republic offer a very safe criterion as to the progress that is being made by the country, and its prosperity or otherwise. In 1904 the imports stood at \$187,305,969 gold, an increase over 1903 of \$56,099,369, while exported products amounted in value to \$264,157,525, an increase of \$43,173,001 over 1903. The positions of the leading countries in 1904, with increase or decrease compared with 1903, are as follows, expressed in percentages:

	Imports.		Exports.	
	Share of total.	Gain.	Share of total.	Gain.
	Per cent.	Per cent.	Per cent.	Per cent.
Great Britain.....	34.1	43.9	13.8	2.1
Germany.....	13.3	46.5	11.2	10.1
United States.....	13.1	46.6	3.9	23.7
Italy.....	10.2	30.1	1.6	1
France.....	9.1	31.6	11.6	10.8

Some idea of the great strides made by the country can be gathered from the following returns of imports and exports and population during the past few decades.

Year.	Population. ¹	Imports.	Exports.
1865.....	1,645,436	\$37,401,195	\$26,730,772
1875.....	2,161,639	57,624,181	52,069,115
1885.....	2,880,111	92,221,969	83,879,118
1895.....	3,984,911	95,096,438	120,067,730
1904.....	4,981,832	187,305,969	264,157,525

Thus in 1895 the imports and exports per inhabitant were \$23.80 and \$30.10, while in 1904 these had increased to \$37.60 and \$53. These figures speak for themselves and are a clear proof of the prosperity now pervading the country.

IMMIGRATION IN 1905.

The Argentine Minister of Agriculture, Doctor TORINO, recently transmitted to Congress the report publishing the statistics collected by his department from October, 1904, to the 1st of July, 1905.

During the said period the arrivals of passengers and immigrants were as follows:

Arrivals from abroad, 9,191; from Montevideo, 29,609; immigrants from abroad, 125,567; immigrants from Montevideo, 35,511.

The departures were as follows: For Montevideo, 27,674, and for abroad, 38,923.

The total arrivals numbered 199,878 and the departures 66,597, or a balance of 133,281 in favor of the arrivals.

Among the immigrants Italians occupy first place, with 67,598; the Spanish follow, with 39,851; followed by Russians, 4,398; Syrians, 4,226; French, 4,222; Austrians, 2,237; Germans, 1,151; English, 734; Portuguese, 518, etc.

Agriculturists numbered 44,461. The Bureau of Immigration sent 60,897 in the interior and the Bureau of Labor found places for 55,135 immigrants.

WHEAT EXPORTS, FIRST SIX MONTHS OF 1905.

The "South American Journal" for September 16, 1905, states that no less than 1,925,427 bags of wheat, with a tonnage of 141,503 tons, were shipped during the month of July from Bahía Blanca. In the same period of 1904 the amount exported was 643,464 bags, weighing 53,669 tons. During the first six months of the year 1905 the exports of wheat amounted to 7,899,057 bags, weighing 599,642 tons. In detail these exports were as follows:

Month.	Tons.	Bags.
January	36,420	302,354
February	57,803	789,593
March	117,568	1,549,617
April	129,511	1,813,567
May	131,465	1,650,447
June	136,845	1,973,479
Total	599,642	7,899,057

EXPORTS OF LIVE STOCK, FIRST SIX MONTHS OF 1905.

The exportation of live stock from Argentine ports, during the first six months of the calendar year 1905, according to the "Review of the River Plate," for July 28, 1905, was as follows:

Country.	Cattle.	Sheep.	Horses.	Donkeys.	Mules.	Pigs.
United Kingdom.....			163	3	3,390	
France.....			2			
Belgium.....		322,267	163			
Germany.....			21			
Italy.....			1			
Spain.....			3		2	
Orders.....	247	99	2			
South Africa.....	375	4,707	2,584	2,551	2,763	
Brazil.....	4,828	1,305	373			125
Chile.....						
Paraguay.....	19	28	12			
Uruguay.....	186	321	70			
Portugal.....	20	35	1			
Total.....	5,675	58,788	3,384	2,554	8,152	125
Same period in 1904.....	2,690	10,845	3,391	1,779	4,599	80

GENERAL DECLINE IN SHEEP STOCK.

The Argentine Republic leads the world in the number of sheep bred for commercial and domestic purposes. The following report on sheep breeding and its almost universal decline is therefore of value to Argentine pastoral interests.

The United States Consul at Cardiff, Wales, in a report to the Department of Commerce and Labor of the United States, says:

"The world is eating up its sheep. Its flocks have been declining for three decades, and that decline has become perceptible in so many countries that it is regarded as the most remarkable agricultural movement of our times. A number of independent causes have cooperated to bring about this result. The first to be noted is the modern method of studying Hebrew history and literature. This has brought to light the fact of the preponderance of mutton in the meat diet of the Hebrews from the earliest times, a preponderance that accounts in part for the character of their civilization, and their persistence as a race. The dread of tuberculosis and pleuro-pneumonia in some countries, and of trichina in others, has led to the substitution of mutton for other meats by several classes, especially those influenced by the lurid accounts in the sensational press. The high price of beef in recent years has forced many others to make a like substitution. But the principal cause of the decline of sheep has been the movement of the agricultural population to the industrial centers in the towns and cities. This class, with an already acquired taste for mutton, is able to gratify that liking to a greater degree in the town than in the country, both on account of the better opportunity offered by the open market and the increase of its purchasing capacity by the higher wages paid in the towns.

These and other causes have operated everywhere, and the decline of flocks has been marked, except in countries where agriculture engrosses the attention of the people. To appreciate this, it is only necessary to study the following table, compiled from the annual report of the British Board of Agriculture for 1904. The first column shows the greatest number of sheep in any recent year and the second column the last report from each country, the years varying from 1898 to 1904:

	Highest report.	Last report.		Highest report.	Last report.
Algeria	9, 892, 096	8, 053, 758	Norway	1, 686, 306	998, 819
Austria	5, 026, 398	2, 621, 026	Uruguay	18, 608, 717	17, 624, 518
Belgium	596, 485	235, 722	British Empire:		
Denmark	1, 548, 613	876, 820	United Kingdom	50, 829, 889	29, 165, 169
France	22, 616, 547	17, 954, 220	India	18, 559, 957	17, 642, 671
Germany	24, 999, 406	9, 692, 501	New South Wales	47, 617, 687	28, 656, 501
Holland	843, 399	663, 300	Victoria	12, 692, 843	10, 841, 790
Hungary	15, 076, 997	8, 122, 681	Queensland	19, 886, 950	8, 392, 014
Italy (estimated)	8, 596, 108	6, 900, 000	South Australia	7, 001, 642	5, 238, 720
Roumania	6, 847, 825	5, 656, 141	West Australia	2, 704, 880	2, 600, 633
Russia	11, 822, 328	15, 197, 621	Tasmania	1, 792, 481	1, 597, 033
Cameroon	9, 083, 175	7, 705, 791	Camela	2, 568, 787	2, 510, 239
Poland	3, 754, 665	1, 998, 093	New Zealand	20, 312, 721	18, 290, 806
Siberia	11, 366, 600	9, 192, 242	Cape of Good Hope	15, 616, 486	12, 600, 992
Serbia	3, 094, 206	3, 613, 611	Ceylon	91, 316	89, 661
Switzerland	367, 549	219, 438	Cyprus	313, 368	215, 280
Sweden	1, 457, 492	1, 167, 473	Falkland Islands	779, 911	681, 399

The losses in some of these countries have continued for a generation. For instance, the first report for Germany is that of 1873, and its flocks have declined steadily ever since, the total decline to the end of 1904 being over 60 per cent. Austria-Hungary's flocks have declined nearly 45 per cent since 1869, those of France 30 per cent since 1873, and those of the United Kingdom 15 per cent in the same period. The decline in the latter country has been retarded by the heavy annual importations, both of mutton and live sheep. For instance, the importations for 1904 were as follows: Mutton, 3,530,659 hundredweight; sheep, 382,240 head. And yet the decline of sheep in the same year amounted to 432,619 head.

The following table shows the last returns from the several countries named:

Country.	Year.	Sheep.	Country.	Year.	Sheep.
Argentine Republic	1895	71, 379, 562	Jamaica	1903	18, 630
Bulgaria	1893	6, 868, 291	Malta	1903	17, 184
Mexico	1902	3, 124, 130	Orange River Colony	1903	1, 085, 344
Spain	1891	13, 379, 473	Transvaal (estimated)	1903	260, 000
Natal	1885	619, 562			

No comparison can be made for Bulgaria, Mexico, Spain, and the Orange River Colony, because only one report is available. Natal, Jamaica, Malta, and Transvaal show an increase of 181,357 head compared with former reports. The Argentine Republic shows an apparent increase of 7,500,000 sheep when the report of 1895 is compared with that for 1888, but inasmuch as its wool exports showed a falling

off of 28,000,000 pounds in 1904 compared with 1901, it is highly probable that its flocks also have declined since 1895. At any rate it is safe to estimate that the gains and losses in this miscellaneous list will balance.

The figures quoted indicate that the flocks of the world have declined at least 93,000,000 head since 1873, an average of more than 3,000,000 head a year. The share of the United States in the British trade in 1904 was as follows:

	From the United States.	Total imports.
Sheep.....number..	291,801	292,240
Mutton.....hundred weights..	7,420	3,530,650
Wool.....pounds..	1,087,650	314,468,016

The American farmer secured the bulk of the sheep trade, but he was not a factor in the mutton market, and he furnished only three-tenths per cent of the wool imports. The latter articles were furnished largely by the Argentine Republic, Australia, and New Zealand. It would appear that there will be more money in sheep for years to come than in any other agricultural product, and the American farmer will doubtless find it profitable to devote more attention to this domestic animal."

PORT MOVEMENTS DURING JUNE AND FIRST SIX MONTHS OF 1905.

The Buenos Ayres "*Handels-Zeitung*" (*Revista Financiera y Comercial*) publishes the following figures showing the export movement of the various ports of the Argentine Republic during the month of June, as also during the first six months of the calendar year 1905:

Port, destination, etc.	June, 1905.	First six months 1905.
BUENOS AYRES.		
Germany:		
Wheat.....tons..	2,000	28,500
Corn.....do....	3,018	12,734
Linseed.....do....	853	24,926
Bean.....do....	7,296	33,502
Flour.....do....	298	641
Flax cakes.....do....	367	3,648
Turnipseed.....do....	382	772
Casein.....do....	21	665
Rape seed.....do....	257	257
Cotton seed.....do....	33	35
Quebracho extract.....do....	181	1,902
Wool.....do....	791	30,519
Oxhides—		
Dry.....do....	18	39
Salted.....do....	788	6,673
Horsehides—		
Dry.....do....	12	370
Salted.....do....	65	261
Various hides.....do....	3,007	3,339
Sheepskins.....do....		704
Hair.....do....	5	30
Horns.....do....		29
Tallow.....do....	257	1,806
Intestines.....do....	101	670

ARGENTINE REPUBLIC.

1067

Port, destination, etc.	June, 1905.	First six months 1905.
BUENOS AYRES—continued.		
Germany—Continued.		
Oils and grease.....	tons. 20	175
Conserved meat.....	do. 40	0
Conserved tongue.....	do. 2	2
Malt.....	do. 0	375
Seeds.....	do. 0	116
Hay.....	do. 0	9
Guano.....	do. 0	124
Sugar.....	do. 0	376
Minerals.....	do. 0	40
Oats.....	do. 0	98
Birdseed.....	do. 0	103
Tannin.....	do. 0	165
Barley.....	do. 0	23
Feathers.....	kilos. 652	652
Horses.....	head. 2	2
Belgium:		
Wheat.....	tons. 9,536	50,821
Corn.....	do. 2,268	12,671
Linsced.....	do. 2,701	23,096
Bran.....	do. 28	5,096
Turnip seed.....	do. 2	634
Quebracho extract.....	do. 169	410
Oats.....	do. 32	113
Birdseed.....	do. 36	318
Malt.....	do. 88	88
Wool.....	do. 632	11,690
Oxhides—		
Dry.....	do. 13	283
Salted.....	do. 1	17
Sheepskins.....	do. 0	200
Horsehides, dry.....	do. 0	3
Hair.....	do. 6	336
Tallow.....	do. 79	1,193
Oils and grease.....	do. 29	29,636
Horns.....	do. 67	402
Bones and bone ash.....	do. 82	905
Conserved tongue.....	do. 9	9
Conserved meat.....	do. 0	17
Meat extract.....	do. 1	1
Meat preparations.....	do. 11	11
Flour.....	do. 0	522
Hay.....	do. 0	2,088
Caseln.....	do. 0	125
Barley.....	do. 1	1
Meat broth.....	do. 61	61
Flax cakes.....	do. 0	111
Guano.....	do. 0	134
Minerals.....	do. 3	3
Feathers.....	kilos. 1,375	1,375
Sheep.....	head. 25,694	25,694
Horses.....	do. 85	85
Cattle.....	do. 300	300
Hogs.....	do. 50	50
England:		
Wheat.....	tons. 9,014	91,261
Corn.....	do. 2,794	15,535
Linsced.....	do. 3,657	35,997
Bran.....	do. 244	4,316
Flour.....	do. 127	11,571
Flax cakes.....	do. 87	1,110
Turnip seed.....	do. 234	244
Caseln.....	do. 0	757
Quebracho extract.....	do. 551	1,466
Quebracho in rolls.....	do. 3,122	10,253
Oats.....	do. 540	5,510
Birdseed.....	do. 361	2,514
Wool.....	do. 126	6,964
Sheepskins.....	do. 185	1,209
Oxhides—		
Dry.....	do. 8	145
Salted.....	do. 784	1,530
Various hides.....	do. 27	108
Tallow.....	do. 785	4,988
Hair.....	do. 17	31
Oils and grease.....	do. 15	314
Horns.....	do. 18	52
Bones and bone ash.....	do. 106	1,134
Conserved meat.....	do. 154	225
Conserved tongue.....	do. 6	51
Meat extract.....	do. 42	79
Jerked beef.....	do. 3	291
Butter.....	do. 28	2,030

1068 INTERNATIONAL BUREAU OF THE AMERICAN REPUBLICS.

	Port, destination, etc.	June, 1905.	First six months 1905.
BUENOS AYRES—continued.			
England—Continued.			
Molasses tons.	25	202
Frozen beef quarters do.	3,202	21,931
Frozen cattle intestines do.	152	343
Frozen mutton do.	749	8,797
Frozen sheep intestines do.	131	198
Frozen meat do.		700
Intestines do.		1
Hay do.	47	14
Barley do.		96
Seeds do.		403
Guano do.		1,012
Minerals do.		71
Feathers do.		1,811
Cattle kilos.		310
Horses head.		35
Mules do.		2
France:			
Wheat tons.	5,559	27,213
Corn do.	1,117	19,471
Linseed do.	3,072	18,714
Bran do.	613	5,923
Flour do.	200	486
Turnip seed do.	89	320
Oats do.	298	751
Birdseed do.	388	1,682
Guano do.	55	185
Wool do.	1,196	5,418
Shoepskins do.	1,021	8,351
Oxhides—			
Dry do.	15	424
Salted do.	169	911
Various hides do.	14	198
Hair do.	6	54
Tallow do.	58	423
Oil and grease do.	72	1,372
Horns do.	5	155
Bones and bone ash do.	204	914
Blood, dry do.	55	304
Jerked beef do.	37	253
Hay do.	257	337
Barley do.		42
Peanuts do.		145
Seeds do.		62
Flax cakes do.		17
Tannin do.		11
Cassia do.		30
Quebracho in rolls do.		165
Quebracho extract do.		26
Conserved meat do.		40
Conserved tongue do.		3
Feathers do.		6,991
Cattle kilos.	1,618	280
Italy:			
Wheat tons.	3,640	27,382
Corn do.	5,402	17,720
Linseed do.	196	502
Flour do.	14	154
Quebracho extract do.	99	344
Quebracho in rolls do.	1,096	1,731
Birdseed do.	1	315
Oxhides—			
Salted do.	31	69
Dry do.		1,038
Shoepskins do.		1,068
Various hides do.		23
Horsehides, dry do.		2
Hair do.	72	139
Wool do.		919
Oats do.		302
Frozen meat do.		1
Seeds do.		1
Bran do.		37
Minerals do.	1,636	1,700
Tallow do.	517	4,047
Intestines do.	8	90
Horns do.	9	58
Bones and bone ash do.		302
Barley do.		15
Conserved tongue do.		1
Feathers kilos.		4,073
Horses head.		1

	Port, destination, etc.	June, 1905.	First six months 1905.
BUENOS AYRES—continued.			
Netherlands:			
Wheat tons.	418	8,953
Corn do.	2,055	2,557
Linseed do.	1,307	9,666
Flour do.	50	2,457
Casein do.	10	153
Birdseed do.	49	271
Guano do.	15	15
Tallow do.	135	372
Quebracho in rolls do.	93	3,594
Turnipseed do.		69
Horns do.		26
Oils and grease do.		6
South Africa:			
Wheat do.	1,685	12,141
Corn do.	688	3,167
Bran do.	354	454
Birdseed do.	32	92
Butter do.	171	1,220
Frozen beef quarters do.	1,644	3,365
Frozen cattle intestines do.	20	20
Frozen meat do.		7
Hay do.	378	3,722
Linseed do.		41
Jerked beef do.		2
Conserved meat do.		2
Oats do.		1
Conserved tongue do.		2
Sheep head.	890	3,080
Horses do.	73	2,209
Mules do.	344	1,781
Asses do.	200	1,618
Cattle do.		200
Brazil:			
Wheat tons.	2,846	15,584
Corn do.	199	1,971
Bran do.	228	896
Flour do.	6,826	43,290
Oats do.	5	6
Birdseed do.	4	397
Tallow do.	17	290
Jerked beef do.	655	3,534
Hay do.	1,496	3,234
Linseed do.		32
Barley do.		10
Wool do.		149
Sheepskins do.		10
Quebracho extract do.		39
Conserved tongue do.		9
Seeds do.		2
Oils and grease do.		188
Cattle head.	708	3,702
Sheep do.	256	1,232
Horses do.	1	335
Hogs do.	35	55
Mules do.	2	2
 do.		555
Spain:			
Wheat tons.	4,229	21,459
Corn do.	592	1,442
Linseed do.	65	65
Flour do.	28	117
Guano do.	5	5
Oxhides—			
Dry do.	6	512
Salted do.		21
Various hides do.		2
Tallow do.	229	1,310
Hay do.	2	2
Wool do.		213
Hair do.		3
Casein do.		10
Horns do.		8
Birdseed do.		146
Jerked beef do.		132
Bones and bone ash do.		69
Intestines do.		13
Feathers kilos.		454
United States:			
Quebracho extract tons.	303	5,475
Quebracho in rolls do.	642	9,267
Birdseed do.	140	340
Wool do.	425	9,660

1070 INTERNATIONAL BUREAU OF THE AMERICAN REPUBLICS.

Port, destination, etc.	June, 1905.	First six months 1905.	
BUENOS AYRES—continued.			
United States—Continued.			
Sheepskins.....	tons.....	250	565
Oxhides—			
Dry.....	do.....	950	1,746
Salted.....	do.....	70	215
Horsehides—			
Salted.....	do.....	126	214
Dry.....	do.....		21
Various hides.....	do.....	12	543
Hair.....	do.....	12	80
Linseed.....	do.....		6
Blood, dry.....	do.....		20
Jerked beef.....	do.....		517
Minerals.....	do.....		2
Guano.....	do.....		277
Casein.....	do.....		3
Sugar.....	do.....		146
Intestines.....	do.....	30	108
Horns.....	do.....	7	2
Bones and bone ash.....	do.....	1,057	2,006
Feathers.....	kilos.....		1,661
Various:			
Wheat.....	tons.....	117	3,765
Corn.....	do.....	194	3,101
Linseed.....	do.....	170	1,038
Bran.....	do.....	121	389
Flour.....	do.....	71	1,067
Quebracho extract.....	do.....	3	178
Barley.....	do.....	7	12
Seeds.....	do.....	1	8
Tobacco.....	do.....	25	1,561
Molasses.....	do.....		86
Sheepskins.....	do.....	37	164
Horsehides, dry.....	do.....		1
Oxhides—			
Dry.....	do.....	11	45
Salted.....	do.....	7	23
Various hides.....	do.....	2	23
Horns.....	do.....		2
Oats.....	do.....		101
Birdseed.....	do.....	2	20
Hair.....	do.....		1,063
Sugar.....	do.....		20
Oils and grease.....	do.....	6	23
Tallow.....	do.....		3
Butter.....	do.....	2	307
Wool.....	do.....		1,956
Hay.....	do.....	217	37
Flax cakes.....	do.....		2,252
Jerked beef.....	do.....		3,503
Feathers.....	kilos.....		51
Cattle.....	head.....	14	267
Sheep.....	do.....	13	28
Horses.....	do.....	3	2,095
Mules.....	do.....		
Orders:			
Wheat.....	tons.....	22,159	130,055
Corn.....	do.....	3,912	96,647
Linseed.....	do.....	1,063	15,564
Bran.....	do.....	61	998
Flour.....	do.....	131	242
Turnip seed.....	do.....		15
Jerked beef.....	do.....		1
Birdseed.....	do.....		8
Bones and bone ash.....	do.....		39
Barley.....	do.....		2
Oats.....	do.....	152	130
Hay.....	do.....	17	622
Cattle.....	head.....		100
Sheep.....	do.....		99
ROSARIO.			
Germany:			
Corn.....	tons.....	13,864	30,023
Wheat.....	do.....	2,670	28,807
Linseed.....	do.....	279	11,237
Bran.....	do.....	6,550	22,037
Quebracho.....	do.....	6,812	14,594
Oxhides—			
Salted.....	do.....	376	2,610
Dry.....	do.....	2	75
Minerals.....	do.....	15	75
Hay.....	do.....	22	398

	Port, destination, etc.	June, 1905.	First six months 1905.
ROSARIO—continued.			
Germany—Continued.			
	Birdseed.....	75
	Barley.....	do.....	262
	Hair.....	do.....	17
	Claws.....	do.....	22
	Flour.....	do.....	31
	Wool.....	do.....	59
	Turnip seed.....	do.....	72
	Rye.....	do.....	15
	Oils and grease.....	do.....	28
	Flaxseeds.....	do.....	30
	Sugar.....	do.....	70
Belgium:			
	Corn.....	do.....	3,477
	Wheat.....	do.....	3,384
	Linseed.....	do.....	9,993
	Turnip seed.....	do.....	265
	Wool.....	do.....	4
	Borate of lime.....	do.....	200
	Bran.....	do.....	3,287
	Hair.....	do.....	1
	Horns.....	do.....	14
	Oxhides—		
	Salted.....	do.....	163
	Dry.....	do.....	735
	Oils and grease.....	do.....	20
	Birdseed.....	do.....	214
England:			
	Corn.....	do.....	10,504
	Wheat.....	do.....	23,867
	Linseed.....	do.....	9,063
	Flour.....	do.....	190
	Quebracho.....	do.....	683
	Minerals.....	do.....	36
	Barley.....	do.....	805
	sugar.....	do.....	248
	Oxhides, salted.....	do.....	14
	Bran.....	do.....	26
	Wool.....	do.....	50
	Hay.....	do.....	32
	Seeds.....	do.....	57
France:			
	Corn.....	do.....	3,528
	Linseed.....	do.....	2,139
	Turnip seed.....	do.....	9
	Birdseed.....	do.....	98
	Quebracho.....	do.....	1,185
	Flour.....	do.....	208
	Wool.....	do.....	283
Brazil:			
	Wheat.....	do.....	3,682
	Flour.....	do.....	751
	Hay.....	do.....	1,379
	Bran.....	do.....	298
	Birdseed.....	do.....	14
	Corn.....	do.....	629
	Sheepskins.....	kilos.....	900
Italy:			
	Corn.....	do.....	1,598
	Oxhides—		
	salted.....	do.....	79
	Dry.....	do.....	32
	Sheepskins.....	do.....	2
United States:			
	Hair.....	do.....	30
	Wool.....	do.....	263
	Oxhides—		
	Dry.....	do.....	83
	Salted.....	do.....	510
	Sheepskins.....	do.....	254
	Various hides.....	do.....	76
	Bones.....	do.....	116
	Quebracho in rolls.....	do.....	627
	Quebracho extract.....	do.....	2,495
		do.....	785
Netherlands:			
	Linseed.....	do.....	3,259
	Hair.....	do.....	10
	Tallow.....	do.....	4
South Africa:			
	Hay.....	do.....	7,062
	Bran.....	do.....	100
Spain:			
	Corn.....	do.....	3,893

1072 INTERNATIONAL BUREAU OF THE AMERICAN REPUBLICS.

Port, destination, etc.	June, 1905.	First six months 1905.
rosario-continued.		
Uruguay:		
Sugar..... tons.....	110
Various:		
Wool..... do.....	16
Sugar..... do.....	206
Orders:		
Wheat..... do..... 40,497	417,022
Corn..... do..... 138,719	306,447
Linseed..... do..... 3,891	117,256
Bran..... do.....	2,188
Cynoburho..... do..... 3,196	12,663
Turnipseed..... do.....	133
Peanuts..... do..... 619	619
Birdseed..... do.....	3
Hay..... do.....	1,655
Bones..... do.....	682
ZARAGOZA.		
England:		
Frozen beef quarters..... tons..... 2,566	14,241
Frozen mutton..... do..... 1,599	9,288
Frozen intestines..... do..... 1,843	2,099
Conserved meat..... do..... 22	113
Tallow..... do..... 228	1,242
Hair..... do.....	3
Bones..... do.....	160
Oxhides, salted..... do.....	125
Neats-foot oil..... do.....	5
Conserved tongue..... do.....	2
Blood, dry..... do.....	35
Ginger..... do.....	57
Oils and grease..... do.....	29
Frozen meat..... do.....	288
Sheepskins..... do.....	12
South Africa:		
Frozen beef quarters..... do..... 517	3,325
Frozen mutton..... do..... 356	1,672
Frozen intestines..... do..... 1	21
Frozen meat..... do.....	50
Orders:		
Corn..... do.....	2,542
Wheat..... do.....	46
Linseed..... do.....	630
BARNA RESACA.		
England:		
Wheat..... tons..... 27,066	45,617
Wool..... do.....	16
Oils..... do.....	455
Frozen meat..... do.....	43
Frozen mutton..... do.....	2,513
Frozen intestines..... do.....	119
Tallow..... do.....	314
Bran..... do.....	100
Barley..... do.....	99
Sheepskins..... do.....	45
Germany:		
Wool..... do.....	2,344
Sheepskins..... do.....	28
Oxhides, dry..... do.....	7
Corn..... do.....	1,109
Bran..... do.....	211
Hair..... do.....	3
Wheat..... do..... 3,170	5,170
Belgium:		
Wool..... do.....	1,424
Wheat..... do..... 6,037	12,695
Hair..... do.....	11
Oats..... do.....	281
France:		
Wool..... do.....	5,334
Corn..... do.....	1,500
Netherlands:		
Wheat..... do..... 5,660	5,660
Wool..... do..... 2,132	2,132
Spain:		
Wheat..... do..... 2,783	2,783
Brazil:		
Wheat..... do..... 1,167	7,465
St. Vincent:		
Wheat..... do.....	99,463
Various:		
Wheat..... do.....	4,994

Port, destination, etc.	June, 1905.	First six months 1905.
BAHIA BLANCA—continued.		
Orders:		
Outs.....	1018.	566
Wheat.....	do.....	259,304
Barley.....	do.....	99
SAN NICOLAS.		
Germany:		
Wheat.....	do.....	674
Corn.....	do.....	11,376
Linseed.....	do.....	1,114
Oxides:		
Salted.....	do.....	67
Dry.....	do.....	17
Horsehides, dry.....	do.....	2
Wool.....	do.....	510
Caliskins, salted.....	do.....	47
Birdseed.....	do.....	19
France:		
Corn.....	do.....	1,583
Birdseed.....	do.....	361
Linseed.....	do.....	3,980
Wool.....	do.....	1,375
Seeds.....	do.....	17
England:		
Wheat.....	do.....	2,882
Linseed.....	do.....	1,895
Corn.....	do.....	1,681
Brazil:		
Wheat.....	do.....	1,717
Belgium:		
Linseed.....	do.....	227
Birdseed.....	do.....	78
Various:		
Corn.....	do.....	95
Wheat.....	do.....	388
Orders:		
Wheat.....	do.....	1,606
Corn.....	do.....	38,084
Linseed.....	do.....	38,477
Birdseed.....	do.....	32
Bran.....	do.....	107

COUNTERVAILING DUTIES ON ARGENTINE SUGAR.

According to the "Journal of Finance" for September 15, 1905, all the principal countries of Europe have placed a countervailing duty on sugars imported from the Argentine Republic. The countervailing duty is: On sugar of Argentine origin an equalization tax will be assessed as follows: For 100 kilograms refined sugar of 96 or more polarization, 19.90 francs, equal to 15.92 marks; for 100 kilograms unrefined or sugar less than 96 polarization, 15.05 francs, equal to 12.04 marks; for 100 kilograms candy sugar, 10.50 francs, equal to 8.40 marks.

This action is taken in accordance with the decision of the Brussels conference to impose countervailing duties on sugars coming from countries which either directly or indirectly paid a bounty on sugars exported. The principal countries of Europe which were parties to the Brussels conference were: France, Germany, Great Britain, Spain, Italy, Austria, Belgium, Greece, and the Netherlands. Russia, Portugal, Denmark, Turkey, and Norway and Sweden did not participate in the Brussels conference and are therefore not bound by its action in any given case. The United States did not officially participate in this conference, but its policy has been to follow its action very closely.

TRADE-MARKS IN THE REPUBLIC.

According to the Argentine law, it is permissible for anyone to register a trade-mark for one class or for any number of different classes of goods, provided that mark has not already been registered in the country. The cost of registration, including agent's fee, is about £10, and the time necessary to obtain registration some six weeks. The registration gives protection for ten years. The results of non-registration may be very serious. The registered owner of a mark can lay an embargo on all goods he may find bearing that mark, although such goods may have been made by the original owner of the mark and have been legitimately introduced into the country. This man may have to be bought off by the original owner of the mark, or the manufacturer has to invent and push another mark. Registration can be effected by an agent acting under a power of attorney. The power should be certified to by an Argentine consul.

BOLIVIA.

EXTRACTS FROM THE MESSAGE OF PRESIDENT MONTES.

FOREIGN RELATIONS.

Argentine Republic.—The delimitation surveys commenced in 1902 have been interrupted because the Congress of the Argentine Republic has not yet approved the protocols of May 14, 1898; April 23, 1902, and January 28, 1904. Owing to the cordial relations existing between the two republics, it is to be hoped, however, that the Argentine Congress will ratify these protocols before the termination of the present year.

The Northern Central Argentine Railway has completed the roadbed of its Bolivian branch to a point near Humahuaca, about 30 miles from Jujuy, having already opened the first section of the line which runs to Purmamarca. The Bolivian Government is actively cooperating with the Argentine Republic with the object of hastening the construction of the Northern Central Railway to Tupiza, where it will connect with the railway which is being constructed by Bolivia southward from Potosi.

Brazil.—The Court of Arbitration, established in conformity with the Treaty of Petropolis, has commenced its sessions at Rio de Janeiro under the presidency of His Excellency Apostolic Nuncio Monsignor JULIO TONTI. This court will consider the claims arising out of the Acre territories.

The Government of Brazil, in compliance with the stipulations of the Treaty of Petropolis, has ordered the entire payment of the indemnity agreed upon with respect to the cession of territory, and after so doing has called for bids for the construction of the Madera-Mamoré Railway, and has now under consideration some of the bids submitted for the work, under the terms of which it is offered to complete the construction, in sections of 10 kilometers, within periods varying from three to five years. The opening of this railway will be of vast importance in the development of the industries, the increase of commerce, and the general development of the Amazon territories, and will be equally potent in increasing and fomenting the commercial relations of Bolivia with Brazil, which relations are happily founded on the reciprocal interests and mutual desires of both peoples.

Chile.—The Treaty of Peace and Amity celebrated with Chile, and which was approved by Congress at the beginning of the present year, is now in force. As a complement to this treaty, a protocol has been signed relating to the construction and exploitation of a railway from Arica to La Paz, and the delimitation of the boundary line.

Peru.—Regarding the arbitration of the boundary dispute between the Republics of Bolivia and Peru, the time for the presentation of evidence has been extended until May 15, 1906.

Paraguay.—The Government of Bolivia, true to its purpose of settling all pending questions with the neighboring republics through diplomatic channels, has deemed proper to establish a legation of the first rank at Asunción, and has chosen as its representative for that high and important post, Señor EMETERIO CAÑO, one of the foremost statesmen of the nation and a learned and experienced diplomat, all of which causes the Government to hope that his mission will be crowned with success, and that the amicable relations happily at present existing between Bolivia and Paraguay will be materially strengthened, to the mutual interest of both Republics. The Government of Paraguay, animated by the same laudable motives, has appointed a plenipotentiary near the Government of Bolivia, who is expected to reach La Paz within a comparatively short time.

The interchange of international money orders between the United States of America and with Chile continues to develop. After October, 1905, a direct money-order exchange will be put into operation with the Republic of France, and similar arrangements will probably soon be made with Germany and Great Britain. The movement of the business of parcels post between Bolivia and foreign countries steadily grows larger. The internal or domestic post-office service of the Republic has increased in volume and efficiency in 1904 as compared with 1903.

The Government has been active in the construction of new telegraphic lines, and especially has this been the case with the telegraphic communication between Bolivia and the Argentine Republic.

Considerable space is devoted in the message to the question of the construction of railways, and the Government is showing especial interest in the building of the railway that will connect with the Argentine Northern Central Railway, and no effort will be spared on the part of the Bolivian Government in the furthering of the construction of this line.

DEPARTMENT OF FINANCE.

The receipts for the year 1904 indicate a surplus. The exact figures are not given, but it is shown generally that the finances of the country are in a satisfactory condition.

COLONIZATION AND AGRICULTURE.

For the purpose of attracting a normal inflow of immigration to Bolivia, the Government has appealed to its diplomatic and consular agents in foreign countries to furnish clear and detailed information respecting the resources and natural advantages of the Republic, and its desirability as a country to which emigrants should come. The Republic is blessed with good and just laws; there is an abundance of rich uncultivated lands, and the opportunities for success in every line of legitimate effort are probably as great in Bolivia as they are in any part of the Western Hemisphere.

FOREIGN COMMERCE IN 1904.

The following table is a recapitulation, by custom-houses, of the imports and exports of Bolivia in 1904, compiled by the Bureau of Statistics of the Republic:

Custom-house.	Imports.		Exports.	
	Quantity.	Value.	Quantity.	Value.
	<i>Kilos.</i>	<i>Bolivianos.</i>	<i>Kilos.</i>	<i>Bolivianos.</i>
Antofagasta.....	17,558,237	7,800,978.63	4,659,141	3,725,188.89
La Paz.....	22,774,634	7,006,191.12	29,570,760	7,496,068.65
Yuni.....	24,032,510	1,833,592.21		
Arica.....	2,220,766	880,953.32	1,714,418	1,467,455.70
Tupiza.....	553,977	817,464.45	258,306	87,018.32
Tarija.....	448,620	494,412.90	265,449	633,191.36
Puerto Suarez.....	631,323	433,220.85	831,717	2,007,402.70
Villa Bella.....	631,800	315,931.03	13,132,299	5,561,827.00
Oruro.....	1,699,454	213,138.22	79,876	194,794.31
Pelechucho.....	62,514	27,560.86		
Total.....	70,613,835	19,823,444.59	50,511,966	21,162,947.44

RECEIPTS OF MERCHANDISE FROM SAN FRANCISCO, JULY AND AUGUST, 1905.

	Articles.	Packages.	Quantity.	Value.
	<i>Via Mollendo.</i>			
July	Aguardiente	98	4,483	\$925.00
	Rice	100	2,100	192.50
	Canned goods and groceries	374	22,715	2,525.45
	Flour	6,750	310,333	13,925.00
	Meal	100	4,600	210.00
	Lard	233	9,211	1,850.78
	Wines	41	2,649	493.70
	Miscellaneous	334	7,828	1,204.53
	Total	8,030	363,919	21,324.96
	<i>Via Antofagasta.</i>			
	Aguardiente	17	722	172.50
	Canned goods and groceries	14	644	101.40
	Flour	2,000	92,299	4,055.00
	Miscellaneous	42	1,962	913.13
	Total	2,073	95,627	5,242.03
	Total for July	10,103	459,546	26,566.99
	<i>Via Mollendo.</i>			
August	Canned goods and groceries	189	6,389	1,170.00
	Flour	12,200	562,300	22,684.50
	Lard	66	2,565	378.00
	Total	12,455	571,254	24,232.50
	<i>Via Antofagasta.</i>			
	Lard	80	4,512	463.00
	Total for August	12,535	575,766	24,695.50

BRAZIL.
CUSTOMS RECEIPTS, FIRST HALF OF 1905.

The following figures show the revenue of the custom-houses of Brazil during the first six months (January-June) of 1905 compared with those for the corresponding period of 1904:

Custom-house.	1905.	1904.	Custom-house.	1905.	1904.
	<i>Milreis.</i>	<i>Milreis.</i>		<i>Milreis.</i>	<i>Milreis.</i>
Manaos	3,817,083	5,422,268	Macahe		34,958
Belem	12,402,466	11,495,632	Rio de Janeiro	38,690,867	35,227,120
Maranhao	2,339,831	2,261,585	Santos	17,365,515	14,609,544
Parahyba	576,897	596,742	Paranagua	662,103	828,894
Fortaleza	2,058,664	1,784,730	Florianopolis	526,722	725,884
Natal	78,859	85,699	Rio Grande	4,625,389	5,788,475
Parahyba	415,389	611,332	Porto Alegre	3,670,291	3,347,533
Recife	8,393,024	8,006,838	Uruguayana	564,176	474,059
Maceio	810,307	828,977	Santa Anna do Livramento	190,335	121,466
Penedo		33,245	Corumba	631,824	488,061
Aracaju	151,026	235,998			
Bahia	7,618,347	7,674,997			
Victoria	214,796	234,896			
			Total	107,785,911	100,919,341

CUSTOMS RECEIPTS IN JUNE, 1905.

The following figures show the revenue of the custom-houses of Brazil during June, 1905, the figures for the corresponding month of 1904 being also given for purposes of comparison:

Custom-house at—	1905.	1904.	Custom-house at—	1905.	1904.
	<i>Milreis.</i>	<i>Milreis.</i>		<i>Milreis.</i>	<i>Milreis.</i>
Manaos.....	823, 863	769, 206	Rio de Janeiro.....	6, 152, 548	5, 621, 659
Belem.....	1, 845, 032	1, 762, 043	Santos.....	2, 317, 021	2, 460, 163
Maranhao.....	323, 993	358, 626	Paranagua.....	77, 883	148, 248
Parnahyba.....	129, 314	147, 007	Florianopolis.....	70, 731	110, 990
Fortaleza.....	326, 776	193, 415	Rio Grande.....	550, 186	837, 605
Natal.....	17, 545	7, 325	Porto Alegre.....	478, 897	493, 991
Parahyba.....	93, 555	57, 109	Uruguayana.....	117, 394	66, 646
Recife.....	1, 688, 866	1, 249, 227	Santa Anna do Livramento.....	21, 182	34, 546
Maceio.....	113, 867	93, 017	Corumba.....	127, 645	86, 013
Araaju.....	26, 357	32, 217			
Bahia.....	1, 209, 242	1, 241, 369	Total.....	16, 137, 847	15, 790, 941
Victoria.....	26, 271	29, 036			

CUSTOMS RECEIPTS IN JULY, 1905.

The following figures show the revenue of the custom-houses of Brazil, for which returns have been received during July, 1905, the figures for the corresponding month of 1904 being also given for purpose of comparison:

	1905.	1904.		1905.	1904.
	<i>Milreis.</i>	<i>Milreis.</i>		<i>Milreis.</i>	<i>Milreis.</i>
Manaos.....	786, 978	721, 138	Santos.....	3, 063, 698	2, 598, 168
Belem.....	1, 690, 025	1, 679, 656	Paranagua.....	136, 502	131, 354
Maranhao.....	303, 712	330, 053	Florianopolis.....	91, 044	69, 338
Parnahyba.....	90, 171	125, 795	Rio Grande.....	1, 004, 959	1, 311, 143
Fortaleza.....	306, 118	209, 234	Porto Alegre.....	544, 656	525, 327
Natal.....	7, 669	4, 213	Uruguayana.....	76, 685	85, 596
Parahyba.....	63, 860	51, 929	Santa Anna do Livramento.....	23, 009	22, 755
Maceio.....	1, 800, 353	1, 128, 914	Corumba.....	100, 081	112, 507
Araaju.....	108, 704	140, 972	Macahe.....		(a)
Bahia.....	24, 487	19, 323	Penedo.....		(a)
Victoria.....	1, 355, 898	1, 184, 538			
Rio de Janeiro.....	51, 977	32, 682	Total.....	18, 279, 618	16, 623, 083
	6, 449, 935	5, 938, 399			

^a Suppressed.

EXPORTS FROM PERNAMBUCO, JULY, 1905.

The "Boletim Mensal" of the Commercial Association of Pernambuco publishes the following statistics of the export movement at that port for the month of July:

Sugar.....	kilos..	6, 861, 848	Mandioca flour.....	bags..	15, 366
Cotton.....	do....	1, 728, 225	Textiles.....	bales..	173
Brandy.....	pipes..	832	Corn.....	bags..	1, 345
Alcohol.....	do....	909	Skins.....	bales..	126
Honey.....	do....	13	Castor-oil beans.....	bags..	1, 080
Cotton-seed.....	bags..	29, 310	Coffee.....	do....	1, 257
Hides.....	number..	1, 965	Soap.....	boxes..	7, 684
Sole leather.....	do....	100	Oil.....	do....	627
Carnauba wax.....	bags..	502	Oil.....	barrels..	166

CONDITIONS OF THE FLOUR TRADE.

Reporting from Buenos Ayres to the Department of Commerce and Labor of the United States concerning the flour trade of Brazil, United States Special Agent Hutchinson states that the newspapers are commenting on the decline in shipments of flour from the United States to Brazil, and remarking on the growing dependence of South America on the Argentine Republic for this commodity, and predicting a cessation of the United States trade. The figures quoted give the imports of wheat flour from the United States by Brazil for ten months ending April 30.

Year.	Barrels.	Value.
1903	457,700	\$1,839,357
1904	331,309	1,568,192
1905	176,753	1,021,136

It is pointed out that a steady decline is taking place, and especial emphasis is laid upon the very great drop in 1905 as compared with 1904, the decrease being 43.7 per cent in quantity and 34.9 per cent in value. The Brazilian papers have likewise been commenting on these same figures and seeing in them the "beginning of the end" of the Brazilian market for United States flour. There are many reasons for believing that the conclusions drawn by both the Argentine and the Brazilian papers are too sweeping, and that there is still hope for a permanent market for United States flour in Brazil.

Official figures consulted by Mr. Hutchinson disclose the following conditions:

Wheat flour comes to Brazil almost wholly from the United States, the Argentine Republic, and Austria-Hungary. The following figures show the countries from which received and the points of distribution:

From the Argentine Republic the total receipts in 1903 were 68,373 metric tons, of which there were imported into—

	Per cent.	Tons.
Santos	30	20,641
Rio Grande	22	14,431
Rio de Janeiro	22	14,261
Porto Alegre	54	3,792
Bahia	3	2,671

From Austria-Hungary the total receipts were 7,623 metric tons, of which there were received at—

	Per cent.	Tons.
Pernambuco	60	4,633
Bahia	18	1,367
Maceio	11	844
Rio de Janeiro	2	103

1080 INTERNATIONAL BUREAU OF THE AMERICAN REPUBLICS.

From the United States the total was 38,715 metric tons, which was distributed as follows:

	Per cent.	Tons.
Pernambuco.....	27	10,308
Rio de Janeiro.....	22	8,595
Para.....	22	8,389
Manaos.....	7	2,586
Fortaleza.....	6	2,394
Maceio.....	4	1,654
Maranhão.....	3½	1,319
Cabedello.....	3	1,245
Bahia.....	2	774

An analysis of these figures emphasizes the division of the market which has taken place. Ninety-six per cent of the total imports from the Argentine Republic went to Rio de Janeiro and points south; 95 per cent of those from Austria-Hungary went to the mid-coast ports from Bahia to Pernambuco, and 75 per cent of those from the United States went to the northern region, between Pernambuco and Manaos. The 1904 figures reveal a still more complete division of the market, for in that year the United States shipments to Rio de Janeiro virtually ceased, being only 3 or 4 tons, and sales were confined almost exclusively to the northern section of the country.

The question naturally arises whether this division of the market is likely to remain permanent, or whether the United States will be driven from the northern market as she has been from the southern. The following figures as to cost and freights on flour imports from the three competing countries throw much light on this question:

	Metric tons.	Cost in country of origin, in thousands of milreis.	Freight, etc., in thousands of milreis.	Cost per ton, in milreis.	Freight, etc., per ton, in milreis.
AT ALL PORTS.					
From the Argentine Republic.....	68,373	11,801	1,187	173	17
From Austria-Hungary.....	7,623	1,726	311	226	4
From United States.....	38,715	7,699	1,733	199	■
AT RIO DE JANEIRO.					
From the Argentine Republic.....	14,261	2,331	202	164	■
From Austria-Hungary.....	163	38	6.8	233	4
From United States.....	8,595	1,538	329	179	■
AT BAHIA.					
From the Argentine Republic.....	2,671	483	71.8	181	■
From Austria-Hungary.....	1,867	298	53	211	■
From United States.....	774	149.5	28.9	193	■
AT PERNAMBUCO.					
From the Argentine Republic.....	98.9	17.7	2.6	179	■
From Austria-Hungary.....	4,633	1,059	174.5	229	■
From United States.....	10,308	1,966	392.6	190	■
NORTH OF PERNAMBUCO.					
From the Argentine Republic.....
From Austria-Hungary.....	489	109.6	124.9	224	■
From United States.....	16,065	3,501	865	218	■

The figures just given, so far as they relate to cost and expenses, can not be regarded as absolutely accurate. The Brazilian tariff duties are almost wholly specific, and, consequently, in making declarations for custom-house purposes greater accuracy is insisted on as to quantities than as to values, etc. But even making allowances for error, the figures are most significant. They show, first, that the cost at point of shipment of both Hungarian and American flour is greater than that of the Argentine product, probably owing to superior quality, and, second, that freights and other expenses on Argentine flour are considerably less than on United States and Hungarian, the latter two countries standing nearly on an equality in this respect. The advantage which the Argentine product enjoys grows less, however, as we approach the northern ports, and probably vanishes in the markets north of Pernambuco.

These figures seem to indicate that the United States may retain its market in northern Brazil, but before a positive conclusion can be drawn it is necessary to consider one other element in the competition, namely, the output of the local mills in Rio de Janeiro and other parts of southern Brazil. These mills are five in number—three in Rio de Janeiro, one in Sao Paulo, and two in the Germanized section of the country farther south—in Santa Catherina and Rio Grande do Sul. The two in the far south seem to play no part in the competition in markets to the north of them; their output is for local consumption. The four mills in Rio de Janeiro and Sao Paulo do, however, produce more than enough for local consumption, and their shipments to the north—to Victoria, Bahia, Pernambuco, etc.—have to be taken into account. Unfortunately there are no statistics which enable one to form any exact idea as to the amounts and destinations of these shipments, but from inquiries made from those familiar with the business this much seems certain, that while some of the product is undoubtedly marketed as far north as Pernambuco, none of it goes to points beyond that. And it is easy to understand why this should be the case, for the Brazilian mills stand in a position closely similar to that of the Argentine mills in regard to this northern market; their raw material—the wheat—all comes from the Argentine Republic and has to bear the freights from the River Plata to Sao Paulo or Rio de Janeiro, and the flour shipped northward is burdened with local freights which are even higher than the through freights from the River Plata to the same northern ports.

There is no good reason, therefore, why the United States should not retain its hold on the north Brazilian flour market and to enlarge it as the country grows in population and in purchasing power. Recent increases in the price of rubber, the principal export of the Amazon region, is bringing a new prosperity to that entire section; and it is safe to predict that the demand for foreign goods there will

increase rapidly in the next decade, and the most important demand will be for food stuffs. It is altogether probable, therefore, that United States flour exports to Brazil have reached their lowest point. In fact, unfavorable as are the figures quoted, they are by no means as discouraging as the papers are inclined to consider them, for the great decrease in 1905, as compared with 1904, is largely explained by the fact that 1905 has been an off year in the entire flour export business. United States exports to Brazil did, it is true, fall off 43.7 per cent in quantity, but the total exports of flour decreased even more—53.2 per cent. Relatively, therefore, Brazilian flour trade was favorable instead of unfavorable. In short, there is no cause for discouragement if exporters will frankly face the fact that they can not compete in the southern portion of Brazil, except perhaps in small quantities of special grades of flour, and will concentrate their efforts on the great northern region.

The construction of flour mills in the uplands of southern Brazil promises to supply that country to its fullest requirements. This product comes into competition with Argentine flour exported to Brazil. Heretofore the flour from the Argentine Republic had enjoyed an excellent market in Brazil and, when the Brazilian flour began to push for recognition there, better facilities enabled the Argentine producers to again reduce prices and command the situation.

To counteract this advantage in favor of the Argentine Republic, Brazilian milling interests obtained a law requiring that all flour should be analyzed and certified to before it could be offered for sale, the contention being that Argentine flour was adulterated, and for that reason naturally cheaper than Brazilian flour.

It is stated that some shipments of Argentine flour to Brazil were declared unfit for use, which the shippers maintain were absolutely pure, and there is some little friction as a result. Recently bills have been introduced in the Brazilian Congress to so increase the duties on flour that importations from the Argentine Republic will not be possible in competition with domestic flours.

In the event of this programme being carried out, flour milling interests will suffer to some extent in the Argentine Republic and the markets for milling machinery may not develop in that country so rapidly, while in Brazil milling machinery may receive a great impetus. As Brazil is a strong protectionist country there is no doubt that prohibitive duties on flour may be expected.

COPPER MINES.

"*O Paiz*," in a recent issue, states that a commission of mining engineers has been sent to make a careful examination of the copper deposits of the Paço Alegre plantation, situated in the region known as Guraça, in the State of Bahia. It is believed the beds will yield

as high as 15 or 20 per cent of copper, and that the mine will prove very valuable, not only because of the great extent of the veins, but owing to the facilities offered for the export of the ore, as the beds lie in the vicinity of the Central Railway of Bahia.

The only copper mine in exploitation in Brazil is that of Camaquan, in the State of Rio Grande do Sul, the ore from this mine yielding 30 per cent of copper. It is reported that there are other deposits of this metal in the vicinity of the Guraça beds, and that it is quite probable that the veins extend as far as Pernambuco. Rich copper beds also exist in the States of Maranhao, Ceara, Bahia, and Rio Grande do Sul.

CONDITIONS OF THE COFFEE CROP.

United States Consul-General SEEGER, of Rio de Janeiro, writes that the shipments of coffee from the interior of Brazil are not as large as was expected. The reasons for this were climatic and favorable financial conditions among the planters. The coffee crop statistics published in the "Brazilian Review," a semi-official paper, says the Consul-General, show a total production of Brazilian coffee for the crop year 1904-5 (from June, 1904, to July, 1905,) of 10,597,080 bags. The present crop (1905-6) is generally estimated at 11,000,000 bags. The shipments from the interior to ports are much less this year than was expected. One reason of this is that owing to climatic influence the harvest was somewhat delayed, and another is the fact that the planters are in a better condition financially than they have been for the last two or three years, and are not compelled to rush their crops to the market as soon as harvested. Experts declare that throughout the coffee districts of Brazil the coffee trees are in a splendid condition; that quite a good many coffee plantations that were about to be abandoned have been taken up recently and promise a good result, and that the harvest year 1906-7 may prove a record breaker.

GERMAN RAILROAD CONCESSION.

United States Consul-General SEEGER reports to the Department of Commerce and Labor the fact that, under the auspices of the directors of the North German Lloyd and Hamburg South American Line, a company with a capital of 23,000,000 *marks*, backed by some prominent German banks, had just been formed in Hamburg for the purpose of constructing a railroad through the territory indicated below, and that 5,000,000 *marks* had already been put to the credit of the contractors for the purpose of commencing the work immediately. The first section will traverse the territory from Blumenau to Hammonia (a distance of 75 kilometers), in which the German colonies are situated. From Hammonia the projected line will go directly north to Rio Negro, on the frontier of the State of Parana, traversing the

large territories acquired by a German land association called Hansa, to connect with the Parana Railway, and also a line that is projected from the State of Rio Grande do Sul. Another branch is to extend from Hammonia to Coritibanos, about 200 kilometers, which later on is intended to be connected with a post on the frontier of the State of Rio Grande do Sul.

This railroad, which cuts through a very fertile territory, will undoubtedly be instrumental in the rapid development of the commerce and trade of the State of Santa Catharina. Aside from their large land grants, the contractors will undoubtedly derive great profit from the enterprise. There is, however, very much to be done yet in that State in developing its resources and establishing industries and new trade relations, and Mr. Seeger advises "our captains of industry" not to lose sight of that solid, prosperous, and promising Brazilian State.

The establishing of the above-described railroad will undoubtedly necessitate an improvement of the port of Santa Catharina, Itajahy, and a deepening of the Itajahy River from its confluence in the ocean up to the colony of Blumenau. It is quite probable that this harbor, or rather roadstead, will be put in a condition for deep-sea vessels by American enterprise.

TRANSCONTINENTAL RAILWAY.

A bill has been introduced into the Brazilian Legislature which provides for the survey and construction of a transcontinental railway starting from the bay of Todos os Santos and following in a westerly direction as nearly as possible the watershed of the principal rivers of Brazil, crossing the great central plateau to the frontier of Bolivia, and passing through the cities of Goyaz and Cuyaba. By the provisions of the bill the Brazilian Government is authorized to come to an understanding with the Governments of Bolivia, Chile, and Peru, looking to the establishment of an international railway between the Atlantic and Pacific.

EXPLOITATION OF COAL MINES.

The annual report of the British vice-consul at Santa Catharina states that there are several coal mines in that State besides the Pubarão mines. The Federal Government has had them examined by American experts, and a fair quantity has been sent to Rio de Janeiro, the United States, and Germany. The product is reported as suitable for locomotives, and it is proposed to prolong the D-Thereza Christina Railway to Mascambu in order to facilitate the exportation of the coal.

CHILE.

NEW MINISTRY.

The International Bureau of the American Republics was informed through the Department of State of the United States, under date of September 29, 1905, of the appointment, on August 2, of the following Chilean Ministry:

Minister of Interior, Señor Don JUAN ANTONIO ORREGO;

Minister of Foreign Affairs, Colonization, and Worship, Señor Don AGUSTIN EDWARDS;

Minister of Justice and Public Instruction, Señor Don ANTONIO HUNEUS GANA;

Minister of the Treasury, Señor Don ANTONIO SUBERCASSEAUX PEREZ;

Minister of War and Navy, Vice-Admiral LUIS URIBE;

Minister of Industry and Public Works, Señor Don ENRIQUE VILLEGAS.

CUSTOMS RECEIPTS, FIRST SIX MONTHS OF 1905.

According to the British "Board of Trade Journal" for September 14, 1905, the customs receipts of Chile during the first six months of the present calendar year amounted to \$24,467,335 from export duties and \$14,859,992 from import duties, making a gross total of \$39,327,377. During the same period of 1904 the total revenue collected from exports and imports, including Arica custom-house, was \$21,316,133 and \$15,466,409, respectively. Export duties increased during 1905 by \$3,151,252. This increase is due to the progressive development of the nitrate industry.

The decrease in the import duties during the same period amounted to \$606,417. This decrease principally occurred at the ports adjacent to the agricultural districts and is due to the poor cereal harvests, which have affected the resources and consequent consumption of the majority of the inhabitants of those districts.

NITRATE REPORT, FIRST HALF OF 1905.

The report of the Chilean Nitrate Association for the first six months of the calendar year 1905 shows a production of nitrate during the half year of 18,324,399 quintals, an excess of 3,709,141 quintals over the corresponding period of 1904. The exportation during the period under consideration amounted to 15,242,870 quintals, an increase of 2,471,792 quintals over the first six months of 1904. The deliveries for consumption in the first half of 1905 totaled 24,048,106 quintals,

or 1,178,229 quintals more than in the corresponding half of the previous year.

The figures relating to the production, exportation, and consumption of nitrate in the nitrate year 1904-5 are interesting. The nitrate year for production and exportation runs from April 1 to March 31, and for consumption, from May 1 to April 30. The production totaled 36,661,125 quintals, which was an excess of 5,021,746 quintals over the production in the nitrate year 1903-4. The exportation in 1904-5 amounted to 34,200,521 quintals, which was an increase of 2,604,619 quintals over 1903-4. Deliveries for consumption in 1904-5 amounted to 33,798,013 quintals, being an increase of 994,854 quintals over 1903-4. The report points out that the figures for 1904-5 constitute a record.

The figures relating to production, exportation, and consumption in the first quarter of the nitrate year 1905-6 show slight increases as compared with the corresponding quarter of 1904-5. The production in the first quarter of 1905-6 totaled 9,225,106 quintals, an increase of 941,308 over the corresponding period of 1904-5; the exportation amounted to 6,799,564 quintals, an increase of 884,111 quintals, while the deliveries for consumption reached 5,691,628 quintals, a small increase of 138,743 quintals.

In this connection the report calls attention to the fact that while the consumption in 1904-5 exceeded that of 1903-4 in 3.033 per cent only, the increase in exportation represented 8.244 per cent. One of the objects the association had in view in increasing the exportable quantity in 1904-5 to 36,000,000 quintals was to augment the available stocks of nitrate to meet a probable greater demand in that year and to steady prices. This object has been attained, however, on a very small scale, the increase in consumption having been insignificant and the increase in exportation having been absorbed in covering the deficit in visible supplies in Europe at the end of 1903-4.

The statement relating to the fourth combination year, 1904-5, distributed in April, reports the exportable quantity for the year as 38,823,166 quintals, though the quantity actually shipped was 34,200,521 quintals, or 11.907 per cent under the authorized quantity. The general quota of exportation for 1904-5 was 36,000,000 quintals, consequently there remained unexported 1,799,479 quintals. The quota of production for the same period amounted to 33,684,542 quintals, but the actual production was 2,071,970 quintals in excess of that quantity. The stocks on the coast on March 31, 1905, totaled 6,717,535 quintals, and the total of the quotas assigned to the different works at the date of the report was 57,569,000 quintals. On May 1, at an extraordinary meeting, the members of the association agreed to fix the quota for the fifth year of the combination—1905-6—at 39,000,000

quintals. At the same time it was agreed to fix in 85 per cent of the total exportation corresponding to each producer, the quantity to be exported in the nine months from April 1 to December 31, 1905. It was also agreed that a reduction of 30 per cent should be made on the initial quota of all the works, with the exception of those commencing operations in the present year. The total of the quotas assigned up to July 7 of this year amounted to 57,569,000 quintals, from which quantity there is deducted for several reasons the amount of 9,375,000 quintals, and there remains the quantity of 48,194,000 quintals to be apportioned pro rata. It is calculated that the exportation for the year 1905-6 will not exceed 37,000,000 or 37,500,000 quintals. The difficulty of shipping at Antofagasta is dwelt upon, and it is estimated that, of the 3,973,297 quintals unshipped from this port at the time of making the report, it would be possible to ship only from 2,000,000 to 2,500,000 quintals.

In construction and under consideration there are 38 new works of a productive capacity of 38,000,000 quintals. Nineteen of these works will be ready to commence operations in April next. The association, in view of the foregoing, is desirous of extending the propaganda for the use of nitrate, in which endeavor it has been spending for some years past £40,000 per annum.

CONDITION OF THE TEXTILE MARKET.

In a report published in the "Daily Consular and Trade Reports," issued by the Department of Commerce of the United States, it is stated that textiles occupy the first place on the import list of Chile, amounting, in 1901, to a valuation of 40,150,000 *pesos*, or 28.8 per cent of the total imports, and in 1902, to 40,076,000 *pesos*, or 30.2 per cent of the total.

According to the "Monthly Summary of Commerce and Finance," issued by the Bureau of Statistics of the same Department, the exports of cotton from the United States to Chile during the fiscal years 1903-4 and 1904-5 were valued at \$694,594 and \$746,468, respectively, while Great Britain, according to the "Accounts Relating to Trade and Navigation of the United Kingdom," published monthly, sent cottons of all kinds to Chile, in 1901, to the value of £744,384; in 1902, £642,667; in 1903, £875,853; in 1904, £864,302; and in the first six months of 1905, £463,720.

Following are the leading features of the textile trade in the Chilean market as indicated by the report in reference:

The importations of cottons were: Raw, 1,592,432 *pesos* in 1901, and 1,717,493 in 1902; manufactured, 20,824,716 *pesos* in 1901, and 19,883,377 in 1902. The total imports for the years indicated, of straw, manufactured and unmanufactured, cottons, flax and linens, wools and

woolens, silk and silk goods, were as already indicated. The nations participating in trade with Chile are shown in the following table:

[In Chilean currency.]

Country.	1901.	1902.
England	\$20,239,271	\$20,969,619
Germany	12,533,276	11,462,285
United States	1,174,740	1,468,356
France	4,094,849	3,317,874
Italy	1,045,635	1,511,601
Belgium	118,471	144,637
Spain	107,436	82,256
India	440,451	829,267

It is doubtful whether the figures for Germany are correct. As a matter of fact, when German returns for 1901 showed wares worth only \$8,012,000 shipped to Chile, Chilean custom-house returns showed goods for \$11,186,000. The discrepancy is doubtless due to the fact that many Swiss, Austrian, or other goods go into Chile on German steamers booked as German.

Bleached and unbleached goods form an important staple of British export. Chile takes a total of 5,000,000 *pesos* annually. Of gray domestics, paying 25 per cent duty, Chile took a total of 1,235,000 pesos in 1901, and 1,657,174 in 1902. Of these, England furnished in 1901, 805,000 *pesos*; in 1902, 1,307,048; the United States, 229,000 and 211,348, respectively, for the years indicated; Germany, 176,000, and 124,256.

The record for white, smooth shirtings (25 per cent duty) was 2,844,000 *pesos* in 1901 and 2,585,429 in 1902, of which England's share was 2,338,000 and 2,329,298; that of the United States, 302,000, and 180,749; Germany's, 46,000 and 15,051.

Gray osnaburgs appear with 808,000 *pesos* in 1901, and 1,023,195 in 1902. In these, the United States led with 505,000 in 1901, and 641,515 in 1902. England follows with 191,000 and 313,382, and Germany with 42,000 and 66,344, respectively.

These goods came in bales of 30 to 40 pieces, 40 yards to the piece, 25 to 36 inches wide, and sell from 58 cents to \$2.16 per piece. The popular pieces are from 28 to 31 inches wide. Packing and arrangement of goods is important. White shirtings run 40 yards, packed in bales of 25 to 50 pieces, the finer qualities, in wooden cases, width 25 to 36 inches. The favorites are 31 to 33 inches, and sell from 3 to 10 cents a yard; middlings \$1.20 to \$2.40 a piece.

Gray and white drills run 20 to 30, 40-yard pieces to each bale, the better grades from the United States, 15 pieces in a bale, and seldom or never packed in boxes; width, 25 to 30 inches; often only 18 inches, \$1.20 to \$2.16 per piece at factory in England. The most popular American goods go at 5 cents United States, gold, per yard at factory.

Osnaburgs or gray osnaburgs, 40 yards to the piece, 30 to 60 pieces per bale, 27 to 29 inches wide, sell at \$1.20 to \$1.68 per piece.

The unbleached shirting, or gray drill, is not specifically noted in the Chilean returns, but comes under unfinished white flannels, paying 25 per cent duties.

Of these there were imported—

From—	1901.	1902.
France.....	<i>Peasos.</i> 70,002	<i>Peasos.</i> 31,764
England.....	1,390,858	1,286,454
Germany.....	596,025	442,137
Italy.....	49,790	121,088
Spain.....	15,270	2,754
United States.....	415,933	216,417

In gray domestics the thick unfinished weavings from the United States were sold to wholesalers, while English finished goods went direct to the retailers. The United States is gaining rapidly, although not so fast, perhaps, as in Bolivia and Peru, where they are beginning to assume practical control of the cotton-cloth markets, particularly in certain lines—gray drills especially. In gray and white drills all this stands, but in white shirtings the States are too dear.

In inferior, cheap goods England leads. In osnaburgs the United States has long since driven England from the field. This is true of coarse and white flannels. Quite recently Holland began to get hold of this trade. In piqués Germany sold till Italy took a hand and began to compete successfully. In unfinished piqués the Italian are cheaper than the German; in finished piqués England leads.

Goods of one color run from 4 to 10 cents a yard and come mostly from England, the United States, and Germany. Holland sends some. Linings, paying 25 per cent duty, go in large quantities. In Chile these goods go by the name of "*choleta*." They are either black or gray. The last figures place the importations of these goods at 230,000 pesos, of which England furnished 160,000. The English choletas run from 4 to 8 cents per yard, 28 to 36 inches wide. Satin linings, from 3 to 9 cent a yard, come from England. They are smooth and 28 inches wide. Germany sends the dearer kinds, about 1½ yards wide or 140 centimeters, but has a sharp competitor in Italy.

Frou-frou goods go in now from England and are very popular. These are calendered silk-like goods, not the chemically mercerized. The silk finish is furnished by running the goods through rilled or fluted rolls. England leads with cotton imitations of woollens. Colored goods and goods of one color for boys' and men's clothes run 44 inches to 51 inches in width and from 16 to 35 cents a yard, and goods 24 to 28 inches in width, selling for 8 to 18 cents a yard, come from Germany, England, and Italy.

Twills, drills, etc., for men's wear went in under 25 per cent duties as follows:

Country.	1901.	1902.
	<i>Pesos.</i>	<i>Pesos.</i>
France.....	65,582	25,655
England.....	999,013	978,408
Germany.....	1,362,900	1,001,427
Italy.....	116,475	209,196
Spain.....	6,775	1,116
United States.....	8,561	3,646
Total.....	2,559,306	2,219,842

Goods woven of blue and white yarns, the so-called denims, blue drills, Colon azul and Mezclilla azul for men's and women's wear, particularly for aprons, are in large demand. The cheaper lines are bought in England, the better lines in the United States. They come in bales of 20 pieces, each 60 yards long and 24 to 27 inches wide, and range in prices from 3 to 8 cents a yard at factory. Browns are not liked, and the blues have been falling off heavily. The consumption of Mezclilla azul has dropped fully two-thirds. Those that sell now run from 4 to 10 cents a yard and measure 24 to 28 inches. The Indians and peasantry prefer the cheap, pretty prints. England, Belgium, and Germany send most of the bed coverings. The following shows the sources of Chile's bed drills, striped drills, mixed, colored, and blue-striped drills, all paying 25 per cent duty:

Country.	1901.	1902.
	<i>Pesos.</i>	<i>Pesos.</i>
France.....	20,138	9,101
England.....	542,267	371,144
Germany.....	130,938	224,147
Italy.....	22,296
United States.....	18,475	30,216
Spain.....	5,472	6,288
Total.....	739,581	640,886

In these goods Germany has gone steadily forward, but very probably with goods made or bought in Belgium. In cheap, simple, double-width "cotis," running from 4 to 10 cents a yard, 24 to 48 inches wide, England has hardly any competitor.

Belgium leads in 43 to 51 inch goods, worth 14 to 25 cents; in fact, is far ahead of all others. The United States is rapidly gaining ground. The so-called *Coti-norte americano* ticking for poor people is successfully imitated in England and thence shipped to South America.

Fancy-weave oxfords, paying 25 per cent duty, vichys, zephyrs, etc., also unfinished goods, 23.6 to 39.37 inches wide, come from England and Germany, and recently from Italy, in quite a range of prices.

In 1901 the value of these goods imported was 584,000 pesos, of which 421,000 came from England and 147,000 from Germany. In 1902 the importations were valued at 633,000 pesos, of which England supplied 548,000, Germany 66,000, and Italy 9,500. The oxfords come in bales of 20 to 30 pieces, 60 yards long, 25 inches wide, and in rolls 8 to 10 inches wide. The prices run from 3 to 5 cents a yard. In the very cheap grades England prevails; in the better grades, the vichys and zephyrs, Germany leads with Alsatian goods. The cheapest English goods of these grades cost $2\frac{1}{4}$ cents a yard—20 inches wide.

In the finer lines of oxfords, vichys, and zephyrs the prices run from 8 to 9 cents a yard. These goods come sorted in cases of 20 pieces, single width, or 10 to 12. The Italians are sending better goods to South America than are the English—that is, in the lines under discussion. Apron cloth 39.37 inches wide comes from Germany and Italy.

An important line is the colored so-called casinetas. Most of those now imported come from Germany, from München-Gladbach, the Rhine Province, and Saxony. They are sent in rolls of 20 pieces, 55 yards long, 23 to 24 inches wide. The double width ones come in rolls of 12 to 14 pieces, 36 yards long, 16 to 46 inches wide, packed in cases. The prices for English casinetas, not much in demand, run from 5 to 8 cents per yard, double widths from 20 to 28 cents; Germans, $6\frac{1}{2}$ to $11\frac{1}{2}$ cents single widths, $15\frac{1}{2}$ to 37 cents double widths. Those that sell best run from $18\frac{1}{2}$ to 26 cents. Cords (borlones), moleskins, particularly velvet cords, or corduroys, are bought mostly from England. Germany has done a little, but of late years must yield to her new competitor, Italy. Velvets, too, take up a fairly important place among the textile importations of South America, particularly those that run in width from 18 to 24 inches. England leads in the higher grades, Germany in the middlings, her beautiful colors, brilliancy of finish helping.

Percales, or percalina, as the Chileans call them, lead among this class of goods. They come in cases of 30 pieces, 60 yards long, 35 to 40 inches wide, and sell for 4 to 10 cents a yard. England leads, and sells fine goods from 10 to 16 cents a yard. These imitate metals. Many Chilean shops prefer goods from Elberfeld, in Germany. Printed goods for clothes, shirts, and cottons, percales, cretonnes, flannels, etc., come mostly from England, 20 to 31 inches wide, and sell at $2\frac{1}{2}$ to 17 cents a yard. Germany, Italy, and Spain send some of these goods, Italy, however, is here forging rapidly to the front.

In cotton cloths, used like shawls, ranging in prices up to \$12 each, Germany supplies almost the entire demand, which in 1902 amounted to 150,000 pesos and in 1901 to 187,000. The ponchos, traveling blankets, etc., pay 35 per cent duty and come mainly from Germany. In 1901, 12,000 pesos of these were imported, and in 1902 11,000.

England, once strong in these lines, has had to yield to Germany. Thin goods have gone, their place being taken by flannel-like goods. Towels of all kinds come from England, Germany, France, and Italy. In 1901, there went in of these to the value of 131,000 pesos, and in 1902, 130,000, paying 25 per cent duty. English Turkish toweling is a great favorite.

Cotton ribbons from Germany were imported to the value of 87,000 pesos in 1902, out of a total of 121,000. The duty is 25 per cent. Then there are "elastics" of cotton and rubber. These were imported to the value of 150,000 and 200,000 pesos, of which Germany and France supplied the largest part. It would seem as if the field in South America is well worth working, for what is true of Chile is largely true of all other countries.

"*Nachrichten für Handel und Industrie*," a leading German publication, in a recent number deals with Chile as a market for sacks. It says:

"The imports of sacks into Chile in 1903 were as follows:

	Kilograms (2.2 pounds).
Indian sacks	15, 559, 028
Osnaburgs	139, 000
Sugar sacks	171, 860
Canvas	70
Sacks for metals (Indian).....	786, 516
Sacks for metals (Osnaburgs)	24, 500
Total	16, 681, 034

"The source of these sacks was as follows:

Country.	Kilograms.	Value.
England	11, 085, 505	<i>Pesos. a</i> 2, 818, 128
Germany	535, 217	187, 717
Belgium	8, 300	2, 075
Italy	80	43
India	5, 046, 536	1, 261, 634
United States	4, 496	1, 126
Ecuador	320	8
Peru	580	14
Total	16, 681, 034	4, 270, 940

^a36.5 cents gold.

"In addition 216,736 kilograms, worth 100,000 pesos, of raw sacking were imported into Chile. These statistics do not furnish an accurate picture of the origin of the various kinds of sacks. For example, the English import figures show that the so-called Indian sacks come partly from Scotland, partly from India, and partly from England.

"The sacks made from osnaburgs are included in the statistical tables with sacks made from 'arpillera,' although the two fabrics are entirely different.

“Arpillera” comes, as a rule, in pieces of 30 yards, and is not suitable for sacks, but is used for wrapping cases and other packing purposes. Sugar factories order their sacks from the factory direct. The growing imports of sacks into Chile are shown as follows:

Year.	Kilograms.	Value (pesos).
1901.....	11,198,000	2,238,000
1902.....	13,487,000	2,852,000
1903.....	16,681,000	4,721,000

REGISTRATION OF TRADE-MARKS.

On June 16, 1905, a law was passed by the Chamber of Deputies of Chile which declares the law of November 12, 1874, referring to the registration of trade-marks, to be valid, as well as marks which have been registered in accordance with that law. The present enactment will remove the feelings of anxiety created by the decision of the court of Valparaiso in November, 1904, that this law of 1874 had been modified by a subsequent law of December 22, 1891. The ambiguous clause in the law of 1891, referring to the right of the various municipalities to effect registrations of trade-marks, upon which the Valparaiso decision was founded, has also been erased.

COLOMBIA.

TRADE OF THE UNITED STATES WITH COLOMBIA.

Writing on the trade of the United States with Colombia, Mr. CORTES, fiscal agent of that country in the United States, says, according to the “Daily Consular and Trade Reports,” issued by the Department of Commerce and Labor, for August 4, 1905:

“There is no reason why the United States should not obtain and hold a large part of the trade of South and Central America. The cordial relations existing between these parts of the American Continent, the first essential in securing and maintaining successful trade relations, already exist. The geographical position of the United States contributes much toward the successful and rapid facilities for the transportation of goods to South and Central America and for the importation of products of Latin-American countries into the United States. A point of great importance is the fact that the United States products, both of farms and factories, are precisely those most needed by South and Central America. Under these conditions it certainly is not too much to expect the United States to receive in the future a large part of the Latin-American trade. In agricultural implements and in all classes of machinery this is particularly true. This class

of American products is much better suited to the wants of Colombia and the other South American Republics than are any others. The classes of cotton goods and other products of the factories of North America have already found favor with the people of Latin America because they are of better quality than are those imported from Europe.

"The principle reason for the preference given to the manufactures of England and Germany in Latin-American countries is found in the fact that the manufacturers of these countries have inundated Latin America with catalogues and circulars printed in the Spanish language. American manufacturers are beginning to manifest an interest in the trade of South and Central America, and the results are already beginning to appear.

"It is gratifying to note that most of the manufacturers of the United States are beginning to introduce a better system of packing and boxing and transporting their merchandise to South America. Up to the present time the manufacturers of the United States, owing to the demands of internal trade, have not been able to find time to study conditions for selling abroad; but exporting merchants have understood the importance of packing their wares in light boxes for the purpose of transportation over the narrow and sometimes undeveloped roads of the Latin-American countries.

"A movement at present finding considerable favor is resulting in sending traveling agents who speak Spanish and other languages to the countries with which it is desired to trade. This indicates that American manufacturers have begun in earnest to study commercial conditions of the countries of South America with which they desire to do business. The Republics of South and Central America have never had in all their history such brilliant prospects as at present, nor a tendency more favorable to the interchange of trade with the United States. Colombia, for example, has begun works which will certainly result in securing augmentations in the demands for the products of the United States.

"President REYES, whose term of office has been extended for ten years, is very much interested in the prosperity of his country and is doing all in his power to advance it. One of the most important aims of his administration is to secure better means of communication. He has entered into contracts for the construction of a large railroad in the interior of Colombia, and the largest part of the capital and machinery necessary for this line will be found in the United States. Regarding the highways as arteries of trade in the interior, and desiring to lessen the deplorable conditions that have existed in the transportation of Colombia up to the present time, President REYES has commissioned the Colombian army to carry on the work of making

good roads. When he has finished this work, and when American manufacturers give more attention to packing their products, then we can confidently hope to see that Colombia will play a large part in the commercial transactions of the United States."

COSTA RICA.

ECONOMIC CONDITIONS IN 1904.

Following are extracts from the report presented to the Constitutional Congress of Costa Rica by Señor Don JUAN FRANCISCO ECHEVERRÍA, Secretary of the Treasury and of Commerce, for the fiscal year 1904-5:

"RECEIPTS.

"The customs receipts in 1904-5 were quite satisfactory. Exclusive of the 5 per cent customs duties on merchandise intended for consumption in Limon (the receipts from which are for the maintenance of the hospital there), and the export tax on woods (the product of which is also set aside for a special purpose), the receipts from customs, estimated in the budget for 1904-5, were 3,533,000 *colones*. The actual receipts from this source amounted to 3,696,166.02 *colones*, or a surplus over the estimated receipts of 163,166.02 *colones*. The customs receipts in 1903-4 amounted to 3,492,613.24 *colones*, and those for the fiscal year 1902-3 aggregated 2,965,017.14 *colones*. These figures show a steady increase in the customs receipts of the Republic during the period embraced in the fiscal years 1902-3 to 1904-5. The following table shows in detail the estimated and actual customs receipts during the fiscal year 1904-5:

	Amount of customs re- ceipts esti- mated in budget.	Actual cus- toms receipts.
	<i>Colones.</i>	<i>Colones.</i>
Customs duties	2,982,000.00	3,158,449.05
Wharfage tax on imports	117,000.00	113,926.19
Wharfage tax on theater	234,000.00	225,577.97
Wharfage tax on baggage	27,600.00	32,468.57
Wharfage tax on exports	71,000.00	64,696.57
For storage and reshipments	5,400.00	5,276.51
One-half export duties on mother-of-pearl	6,000.00	6,829.73
Auction of merchandise	10,000.00	2,751.61
Parcels post	80,000.00	91,189.82
Total	3,533,000.00	3,696,166.02

"*Liqueurs and tobacco.*—The net receipts from liqueurs and tobacco during the fiscal year 1902-3 amounted to 974,163.94 *colones*; those for 1903-4 to 997,979.94 *colones*, and those for the fiscal year 1904-5 to 1,075,659.78 *colones*.

"*Sealed paper and stamps.*—The sale of sealed paper during the fiscal year 1904-5 aggregated 62,152.19 *colonos*, that is to say, 7,152.19 *colonos* more than was estimated in the budget, and 7,194.20 *colonos* more than the receipts from the same source during the previous year. The estimate of the revenue from the sale of revenue stamps during the year 1904-5 was 30,000 *colonos*, while the receipts from this source aggregated 36,334.65 *colonos*, or 6,252.71 *colonos* more than the receipts from the same source during the previous year.

"*Services.*—During the fiscal year 1904-5 the receipts from posts and telegraphs amounted to 188,359.59 *colonos*, instead of 180,000 *colonos*, the amount estimated in the budget. During the previous fiscal year the receipts from this source were 182,937.74 *colonos*, and those for the fiscal year 1902-3 aggregated 158,688.59 *colonos*.

"The receipts from parcels posts in 1904-5 were 91,189.92 *colonos*, while those for the previous year were 80,016.56 *colonos*, and in 1902-3, 53,455.61 *colonos*. The following table shows the complete receipts from "services" during the fiscal years 1902-3, 1903-4, and 1904-5:

Service.	1902-3.	1903-4.	1904-5.
	<i>Colonos.</i>	<i>Colonos.</i>	<i>Colonos.</i>
Posts and telegraphs	158,688.59	182,937.74	188,359.59
Public and civil registry	27,668.00	25,906.70	28,977.35
Government printing	15,339.82	11,162.41	12,078.30
Lyceum of Costa Rica	2,953.33	5,301.66	10,775.82
Superior college for girls	3,604.40	1,980.00	2,310.00
Total	208,254.14	227,288.51	242,500.56

"In addition to these receipts the following revenues were obtained during the fiscal year 1904-5:

	<i>Colonos.</i>
Exploitation of national forests	474.80
Census for Government lands	9,602.98
Return of various amounts	1,242.33
Fines	3,008.40
Contributions	3,709.50
Sundries	34,070.82
Total	52,108.83

"A résumé of the ordinary receipts is shown in the following table:

	<i>Colonos.</i>
Customs	3,696,166.02
Liqueurs	1,075,659.78
Tobacco	141,210.94
Sealed paper and stamps	98,486.84
Services	242,500.56
Miscellaneous	52,108.83
Total	5,306,132.97

"The sundry receipts for the fiscal year 1904-5, calculated up to March 31, 1905, are shown in the following table:

	<i>Colones.</i>
Values which have increased the national debt.....	3, 210. 19
Values which have increased the floating debt.....	368, 147. 88
Values which have decreased bills receivable.....	231, 772. 91
Values which have decreased other securities.....	33, 089. 00
Total.....	641, 219. 98

"The amount of the ordinary and miscellaneous receipts were as follows:

	<i>Colones.</i>
Ordinary.....	5, 306, 132. 97
Sundry or miscellaneous.....	641, 219. 98
Total.....	5, 947, 352. 95

"The expenditures during the fiscal year 1904-5 are shown in the following table:

	<i>Colones.</i>
Legislative Power.....	59, 555. 44
Department of the Interior.....	544, 747. 63
Department of Police.....	148, 289. 00
Department of Fomento.....	378, 240. 69
Department of Foreign Relations.....	90, 170. 74
Department of Justice.....	284, 160. 18
Department of Worship.....	22, 215. 00
Department of Charity.....	35, 964. 84
Department of Instruction.....	815, 439. 60
Department of War.....	456, 045. 20
Department of "Policia de orden," etc.....	295, 195. 23
Department of the Navy.....	41, 572. 76
Department of the Treasury.....	942, 058. 91
Total.....	4, 113, 655. 22

"The miscellaneous expenditures were as follows:

	<i>Colones.</i>
Those decreasing the consolidated debt.....	29, 943. 12
Those decreasing the floating debt.....	1, 064, 837. 89
Those decreasing other obligations.....	160, 388. 81
Those increasing bills receivable.....	320, 969. 77
Those increasing other obligations.....	25, 971. 17
Those increasing national property.....	231, 586. 97
Total.....	1, 833, 697. 73

"A recapitulation of the expenditures gives the following result:

	<i>Colones.</i>
Ordinary.....	4, 113, 655. 22
Miscellaneous.....	1, 833, 697. 73
Total.....	5, 947, 352. 95

"INTERIOR PUBLIC DEBT.

"The interior public debt of the nation is as follows:

	<i>Colones.</i>
School loan	75,400.00
Bonds for the sanitation of Limon	1,491,000.00
Charity institutions	760,092.56
Ecclesiastical funds	65,000.00
Professional instruction	194,344.05
Legacies and deposits of Barroeta wards	157,752.33
Cartago College funds	27,750.00
Municipalities	41,663.36
Boards of education	2,114.75
Bills payable	487,253.81
Private deposits	892,447.05
Customs deposits	37,131.27
Anglo-Costarican Bank	132,792.16
Issue of war bank notes	26,518.75
Postal money orders with France	22,164.32
Domestic accounts	10,057.64
Miscellaneous	64,711.09
Total	<u>4,488,193.14</u>
In foreign gold:	
Bonds of the Pacific Railway	\$1,449,000.00
Foreign firms	35,379.20
Domestic accounts	89,400.00
Total	<u>1,573,779.20</u>

"Reducing the gold value to *colones* at the current rate of exchange gives an equivalent of 3,380,583.82 *colones*, so that the total interior public debt of the nation on March 31, 1905, was 7,868,776.96 *colones*, or 724,597.53 *colones* less than it was on March 31, 1904.

"MONEY IN CIRCULATION.

"The estimate contained in the report of the Treasury Department for the previous year showed that the money in circulation on March 31, 1904, was as follows:

	<i>Colones.</i>
Notes of the Bank of Costa Rica	1,744,000
Notes of the Anglo-Costarican Bank	1,199,900
American gold (\$908,916)	1,954,169
National gold	2,967,535
National silver	700,000
Nickel	12,600
	<u>8,578,204</u>
Less 50 per cent reserve of the banks	1,471,950
Total	<u>7,106,254</u>

"The circulation of March 31, 1905, may be calculated as follows:

	Colones.
Notes of the Bank of Costa Rica	1, 895, 000
Notes of the Anglo-Costa Rican Bank	1, 188, 000
American gold (\$1,133,504)	2, 437, 035
National gold	2, 904, 965
National silver	825, 000
Nickel	12, 600
	9, 262, 600
Less 50 per cent reserve of the banks	1, 541, 500
Total	7, 721, 100

" COMMERCE.

"Coffee.—The season during which coffee is exported extends from the first of October to the last of September of the following year. During this period in 1903 the exports of coffee were as follows:

Class.	Sacks.	Kilos.
In parchment	151, 533	8, 973, 382
Cleaned	57, 231	3, 606, 043
Total	208, 764	12, 578, 425

"Of this quantity 181,648 sacks, weighing 10,961,314 kilograms, were exported through the port of Limon, and 27,116 sacks, weighing 1,617,111 kilograms, were exported through the port of Puntarenas.

"The 12,578,425 kilograms of coffee above mentioned is not the net weight, the net weight being about 10,963,216 kilograms. The coffee crop for the last seven years is shown in the following table:

	Kilos.		Kilos.
1898	19, 500, 000	1902	13, 700, 000
1899	14, 900, 000	1903	17, 300, 000
1900	16, 300, 000	1904	12, 500, 000
1901	16, 700, 000		

"The average price obtained for the crop during the seven years referred to is shown in the following table:

	Gold, per kilo.		Gold, per kilo.
1898	\$0. 214	1902	\$0. 231
1899 191	1903 244
1900 234	1904 245
1901 175		

"The nations to which Costa Rican coffee is shipped are named below in the order of their importance:

	Percentage.
Great Britain	84. 8
Germany	6. 4
United States	6. 3
France	1. 9
Other countries 6

"In 1897 Great Britain received only 55 per cent of the coffee exported from Costa Rica, but since that time the exports to that country have gradually increased until she now occupies the first place.

"The following table shows the percentage of coffee raised in the different coffee-producing centers of the Republic:

	Percentage.
San Jose.....	60.10
Region Atlantica.....	11.33
Heredia.....	11.07
Cartago.....	9.36
Alajuela.....	8.07
Guanacaste.....	.07
	100.00

"*Bananas.*—The increase in the cultivation of bananas in the Republic is wonderful. The exports of bananas in 1904 amounted to 6,065,400 bunches, almost a million more bunches than the quantity exported in 1903. The average price obtained was 50 cents gold per bunch, or a total export value of \$3,032,700 American gold, or about \$50,000 less than the total value of the coffee crop raised during the same year. The great market for this product is the United States, but England is beginning to take Costa Rican bananas in considerable quantities.

"The total area of banana cultivation now aggregates 18,499 hectares, 10,000 of which are in the hands of private persons, and 8,521 hectares in the hands of the United Fruit Company. More than 700 hectares of new plantations were planted during the past year. In 1881 the production of bananas in the Republic consisted only of 8,500 bunches. Twenty-three years later it had risen to 6,000,000, and the exports of this staple product is now increasing at the rate of about 1,000,000 bunches of bananas a year. So great is the demand for the Costa Rican bananas that all the suitable land in the Republic, if placed in cultivation, would hardly suffice to meet it.

"*Woods.*—The exports in 1904 were 196,015 cubic feet of cedar, 17,622 cubic feet of mahogany, 4,142,000 kilograms of fustic, and 22,667 kilograms of cocobola. The value of this export was \$103,320 gold.

"*Hides.*—Hides weighing 283,466 kilograms, valued at \$350,400, were exported in 1904. The following table shows the number of kilograms of hides exported from 1899 to 1904, inclusive:

	Kilos.		Kilos.
1899.....	361,782	1902.....	312,788
1900.....	309,149	1903.....	289,482
1901.....	305,220	1904.....	283,466

"There has been a slight decrease in the exports of this article, owing to the greater quantity of hides used in the tanneries of the Republic.

"Deerskins also decreased in 1904 as compared with the previous year. The exports in 1904 aggregated 19,774 kilograms, valued at \$11,864.

"*Rubber.*—The exports of this article notably increased in 1904, the total quantity exported being 66,768 kilograms, valued at \$86,768. This was 11,492 kilograms more than the exports of rubber during the previous year.

"The exports of cacao in 1904 amounted to \$47,657, and consisted of 119,140 kilograms.

"*Other articles.*—Other articles of less importance than those already enumerated are shown in the following table:

	Quantity.	Value.
	<i>Kilos.</i>	
Tortoise shells	1,767	\$11,082
Mother-of-pearl	251,726	16,390
Oranges	44,022	334
Pineapples	3,926	270
Whetstones	44,022	1,981
Horned cattle (523 head)		14,541
Turtles	11,600	803
Horns	9,241	886

"*Gold in bars and coin.*—The gold in bars exported in 1904 was valued at \$317,979. The gold coin exported during the same period amounted to \$29,215 United States gold.

"IMPORTS.

"The value of the imports in 1904 was \$5,977,141 American gold, or \$1,077,482 more than in 1903. The following table shows the value of the imports from 1897 to 1904, inclusive:

	American gold.		American gold.
1897	\$4,714,100	1901	\$3,858,243
1898	3,925,197	1902	3,788,073
1899	3,886,536	1903	4,889,659
1900	4,934,553	1904	5,977,141

"The average of the foregoing is \$4,496,687.

"The imports in 1904, by countries and percentages, were as follows:

	Per cent.		Per cent.
United States	52.20	Italy	2.20
Great Britain	19.27	Spain	2.15
Germany	12.50	Belgium60
France	4.60		
Latin America	4.08		100.00
Other countries	2.40		

"An analysis of the imports shows them to be as follows:

General merchandise	\$5,234,234
Coined money	513,821
Live animals	229,086
Total	5,977,141

"*Food products.*—The tariff, which became operative in September, 1903, has caused a decrease in the imports of horned cattle. During the year 1904, 14,639 head were imported, the value of which was 619,245 colones. In 1903 the imports of cattle were 17,179. These importations, however, did not affect the domestic consumption of cattle in the Republic, which consisted of 41,041 beeves, which shows that the domestic cattle of the Republic contributed 27,280 head to the entire number consumed during the year. The average annual consumption during the last five years was 39,327 beeves, which, distributed among the 331,340 inhabitants of Costa Rica, gives an annual consumption of one beef to each eight inhabitants.

"The imports of rice in 1903 amounted to about 1,000,000 kilograms. Considerable quantities of beans were imported in 1904, the total number of kilograms being 83,239, which was equal to the imports of 1902, but little less than those of 1900, and more than 50,000 kilograms more than those of 1903.

"The high duty on lard reduced the imports of this article to 217,472 kilograms in 1904, which was 732,435 kilograms less than the imports of lard in 1903. The agricultural census of 1904 shows an increase of 12,000 hogs over the census of 1903.

"Sugar to the amount of 13,352 kilograms were imported in 1904, or about 10,000 more kilograms than the imports for 1903.

"The imports of coined money are shown in the following table:

Importers.	Value.	Metals
Supreme government.....	\$1,551.20	Nickel.
Do	44,305.18	Silver.
Do	190,965.00	Gold.
United Fruit Company	200,000.00	Do.
Total.....	436,821.38	

"In addition to the imports of coin, the United Fruit Company also brought into the Republic \$77,000 in American bank notes.

"The following is a résumé of the commerce in 1904:

Exports	American gold \$7,063,668
Imports	5,977,527
Excess of exports over imports.....	1,086,141

"Decreasing these amounts by the value of coined money entering the Republic and the outflow of the same, the figures are:

Exports	American gold \$7,034,450
Imports	5,463,320
Excess of exports over imports.....	1,571,130

"The excess of exports over imports in 1902, 1903, and 1904 was as follows:

1902.....	\$1,492,452
1903.....	2,047,199
1904.....	1,571,133

"The foregoing statistics show that the general situation of the country was extremely flattering during the fiscal year 1904-5 inasmuch as there was an increase in the commerce of the Republic, an enlarged production of agricultural products, and an increase in the circulating medium."

TARIFF MODIFICATIONS.

I.—*Decree of July 23, 1904, sanctioning the additional Convention concluded between Costa Rica and Honduras.*

[*"La Gaceta"* of July 27, 1904.]

The present decree sanctions the additional Convention concluded between Costa Rica and Honduras, signed at Tegucigalpa on May 27, 1904, and modifying to the following extent Section XXII of the General Treaty between the two Republics, dated September 28, 1895:

"SOLE ARTICLE. The exemption from duty, stipulated in Section XXII of the Treaty concluded between Honduras and Costa Rica on September 28, 1895, shall not apply to tobacco and alcohol or its compounds, nor to any other article being at present subject to monopoly or prohibition in either of the two countries, even in the event of the Government of either contracting country deciding in the future to allow free trade in these goods."

II.—*Decree dated April 25, 1905, relating to the importation of maize and beans.*

[*"La Gaceta"* of April 26, 1905.]

The import duties on corn and beans are hereby temporarily suspended, said suspension or exemption to take effect from May 1 last, and to continue until December 31 of the present year.

III.—*Decree of May 20, 1905, relating to the importation of paper.*

[*"La Gaceta,"* No. 116, of May 21, 1905.]

ARTICLE 1. Commercial printed matter, such as memoranda, drafts, accounts, labels, etc., shall pay a duty of 25 centimes of a colon per kilogram.

These items shall not be subject to the surcharge of 50 per cent.

ART. 2. Colored paper for printing shall pay 5 centimes per kilogram.

ART. 3. White printing paper is hereby declared free of duty.

IV.—Decree dated May 20, 1905, relating to leaf tobacco.

[“*La Gaceta*,” No. 116, of May 21, 1905.]

ARTICLE 1. From and after August 1 next leaf tobacco may be imported into the country on payment of a duty of 1.75 colons per kilogram, in addition to wharfage and theater charges.

ART. 2. “*Iztepeque*” tobacco is not included in the foregoing. This tobacco will be imported by the Government exclusively as hitherto.

V.—Decree of June 28, 1905, relating to the customs classification of “*manterina*” and other like greases.

[“*La Gaceta*,” No. 148, of June 29, 1905.]

SOLE ARTICLE. The duty applicable to the grease known under the name of “*manterina*,” and other like, used or capable of being used as a substitute for lard is the progressive duty on the lard established by the law of June 6, 1902.

DOMINICAN REPUBLIC.

CONDITIONS GOVERNING IMPORT TRADE.

In the preliminary note to the Customs Tariff of the Dominican Republic, as published under the supervision of the Bureau of Insular Affairs of the War Department of the United States, it is stated that, in a general way, the conditions governing importation into the Republic are as follows:

(1) All shipments to ports of this Republic must be accompanied by consular invoices.

(2) Importers are required to present to the “Administrador de Hacienda,” within forty-eight hours after the arrival of the importing vessel, declarations in duplicate, containing a full description of the merchandise imported, together with the corresponding bills of lading, consular invoices, and bonds to secure the payment of the duties.

(3) These documents are then transmitted to the “interventor” (examining officer at the custom-house), who examines, and, if no discrepancies are found, immediately delivers the merchandise.

(4) After all merchandise imported in that particular vessel has been examined and delivered, the duties are computed and the liquidations returned to the office of the “Administrador de Hacienda,” where they are payable.

(5) If the amount of the ascertained duties is not more than \$500 American currency it must be paid at once in cash, but if it exceeds that amount the importer has the option of deferring the payment from ten to thirty days, according to the amount, as provided by law.

(6) Under the original tariff imported merchandise was subjected to the payment of a percentage of the fixed values, as provided by law and published in a list called the "Aforo," or if not mentioned in the "Aforo," a percentage of the appraised value. Since the adoption of the original tariff, however, many articles which were not included in the "Aforo" have been added to the general tariff under the heading of "derechos fijos" (fixed or specific duties). Thus are found included in the following general customs tariff four classes of duties, as follows, to wit:

(a) Duties upon articles mentioned in the "Aforo," amounting to 73.8 per cent of the fixed values, which are, as a rule, higher than the corresponding actual values.

(b) Specific duties upon articles mentioned under the heading of "derechos fijos," plus 30 per cent of the amounts prescribed by the respective paragraphs under said heading.

(c) Ad valorem duties amounting to 73.8 per cent of the appraised values on all articles not mentioned in any of the tariff schedules.

(d) Special ad valorem rates of duty upon jewelry, precious stones, and musical instruments, not otherwise provided for.

(7) Packing particularly mentioned in the tariff schedules is dutiable, but ordinary packing, casks, and cases, containing salted or smoked provisions, flour, grain, vegetables, faïence, glassware, colors, manufactures of iron, and similar articles are admitted free of duty.

(8) In addition to the customs import and export duties, there are certain internal taxes imposed upon imported merchandise by the General Government, and by municipalities with the approval of Congress; and there are also certain wharf (*passé*) and warehouse charges collected by corporations and private individuals, at the several ports of entry, in accordance with the different concessions granted them by the Government. The rates of these additional taxes and charges are published in Chapters V and VI.

(9) Custom duties are payable in American currency, or in American currency and Dominican coin, the latter at the rate of 5 to 1 American, and the amount of such coin receivable in payment of any single account being limited to 30 per cent of the amount thereof.

American currency is the legal-tender money of the Republic, and all commercial transactions are based upon values expressed therein.

The entry ports of the Republic are Monte Cristi and Puerto Plata on the north, Samana and Sanchez on the east, Macoris, Santo Domingo, Azua and Barahona on the south coast, and the interior ports of Tierra Nueva, Comendador and Dajabon on the west along the Haitian frontier.

GUATEMALA.

COFFEE SHIPMENTS, 1898-1904.

Figures published by the British Foreign Office, covering the trade of Guatemala for the year 1904, give also the shipments of coffee, the leading article of Guatemalan export, for the years 1898 to 1904, inclusive, as follows:

[Quantity in quintals of 100 pounds.]

Year.	Clean.	In shell.	Total.
1898.....	334,461	491,572	826,033
1899.....	327,460	514,484	841,944
1900.....	323,633	406,163	729,796
1901.....	364,481	389,665	754,146
1902.....	443,138	413,606	856,744
1903.....	368,844	262,661	631,505
1904.....	372,172	344,365	716,537

The shipments for 1904 are thus shown to exceed those of the preceding year by 85,000 quintals, but they were rather below the average for the past seven years. In August, 1904, the crop was estimated at about 750,000 quintals, the production in the west having been very satisfactory and on some of the plantations attaining proportions never before attained. These conditions are attributable to the extraordinary conditions prevailing subsequent to the eruption of the Santa Maria volcano in 1902, when the heavy fall of ashes stripped the trees of their blossoms, causing a failure of the crop for that year, but strengthening the plants for the ensuing year. The ashes are also said to have possessed fertilizing qualities. In the east the plantations generally produced not more than 50 per cent of their average crop, disastrous rains in the Palo Vera Paz district, where the highest quality of coffee is grown, causing the bad results noted. The cost of picking the coffee crop was higher than in many years past on account of the advanced price of the principal food product of the pickers, maize.

The United States and Germany are the best customers for Guatemalan cleaned coffee, while Germany and the United Kingdom take the bulk of the coffee in shell.

ECONOMIC CONDITIONS IN 1904.

Trade values and general economic conditions throughout Guatemala in 1904 show a prosperous and advancing scale. The following table of figures, prepared by the British consul in the Republic, indicate

the rate of progress for the past seven years, 1898-1904, inclusive, of the commercial affairs:

Year.	Imports.	Exports.
1898.....	4970,167	4976,316
1899.....	751,511	1,674,111
1900.....	625,420	1,478,640
1901.....	851,791	1,503,897
1902.....	903,373	1,806,302
1903.....	594,327	1,343,797
1904.....	1,008,228	1,510,373

The import valuations are thus shown to have exceeded those of many years, while the exports, though but a trifle above the average for the preceding seven years, were yet £166,576 in excess of 1903.

The total ordinary revenue in 1904 amounted to \$1,301,078 gold and \$11,076,920 paper, equivalent to about £418,445 against about £220,000 in 1903. The ordinary expenditure for the year, which had been estimated at \$16,798,737 paper, exceeded that amount by over \$6,000,000 paper. Extraordinary revenue produced by the sale of bonds to an American syndicate, secured by the coffee export duty, amounted to \$12,597,100, and from various other sources \$728,721, making a total of 13,325,821, while the amortization of the same bonds, etc., including pending transactions, amounted to \$17,572,641 paper. No interest was paid on the external debt nor were any amortizations effected during 1904, and, according to official statements, the debt and interest capitalized stood on December 31 last at £1,791,815.

The internal debt amounted, on the same date, to \$3,617,929, paper, of £53,354, at the rate of exchange then ruling. No interest was paid during the year.

Industrial conditions are reported as follows: The timber industry is beginning to assume important dimensions, no less than 5,696,470 feet, mostly mahogany, having been exported in 1904. Mexico is stated to have taken three-fourths of the total, that country having been probably the route of final shipment. Hides to the number of 60,415, valued at \$45,193, were shipped, mostly to Germany and the United States. Rubber exports amounted to 4,389 quintals, valued at \$43,894, Germany being the principal buyer. This industry is in a more or less embryonic state, and great care has to be exercised as regards planting and tapping. The growing of bananas is destined to be one of the principal industries of the country. The exports in 1904 amounted to 425,153 bunches, valued at \$25,509. With the completion of the Guatemala Northern Railway a great stimulus will be given to the industry, as not only was a large tract of land—about 260 square miles—suitable to banana growing granted to the concessionaires, but numerous other lands have been taken up for the same

purpose, so that by the time the railway is open for traffic many new plantations will be in bearing. The United Fruit Company of America is the principal interested corporation, and all bananas grown are shipped to the United States.

The exports of sugar in 1904 were the smallest noted for several years, amounting to but 37,355 quintals and valued at \$22,413. The higher prices which have ruled of late will probably act as an incentive to the further development of this industry. Owing to heavy freight rates and import duties in the principal markets it has not hitherto been found profitable to grow for export, so that the small quantities shipped year by year represent only the surplus after the local consumption has been satisfied.

The principal products raised for home consumption and the respective quantities of each are reported as follows: Sugar, 2,111,417 quintals; raw sugar, 943,448 quintals; maize, 1,387,668 quintals; coffee, 811,897 quintals; beans, 126,694 quintals; wheat, 77,320 quintals; sweet potatoes, 27,252 quintals; tobacco, 19,550 quintals, and bananas, 786,828 bunches.

MINING IN THE REPUBLIC.

The principal known mining districts of Guatemala, as stated by the British "Board of Trade Journal" for September 14, 1905, are situated on the eastern boundary, both to the north and also to the south, in the Departments of Chiquimula and Yzabal, adjoining the Republic of Honduras and that of Salvador. These districts are mountainous, and, owing to their complete isolation and lack of communication with the other parts of the Republic and the difficulty of procuring supplies, there being at the moment very few roads, this part is not generally known to the outer world. In fact, this may also be said of many parts of Guatemala, especially with regard to the Department of Peten, which is almost entirely unknown and is only inhabited by the aboriginal Indians, and concerning which no reliable data are procurable.

On the western boundary, in the Department of Huehuetenango and near to Chiantla, there are said to be very rich copper mines, similar to those of Chiapas, in Mexico. These are now being explored, but so far no copper has been found, though the district is rich in lead and a small percentage of silver. The assays that have come to hand show 56 per cent of lead and 40 ounces per ton of silver. In many other parts of the Republic mines have been discovered and mining rights secured, such as at San Cristobal and Aguil, in the Department of Altierrapaz; near Rabinal and Pichee, in Baja Verapaz; at San Pedro, in the Department of Guatemala; also at Mataquescuintla, in the mines of Algeria and Rosario, in the Department of Santa Rosa; at Zalcuapa and Joyabaj, on the Rio Grande, in the Department of El Quiche; but the only mines that have recently been worked, and which have given

and are giving fair results, are those of Quebradas de Oro, on the River Bobos, in the Department of Yzabal, where gold has been washed in paying quantities.

The district where mines have been "denounced," and in some instances worked, lies between the Rio de Concepcion to the north and the Rio de las Minas to the south; the mining district alluded to is nearly due east of "Los Sillones," on the finca of San Jose. This estate is in the Department of Chiquimula, and a society was formed under the name of Société Horta y Cia., which obtained mining rights from the Government, for a term of fifteen years, with the right to import free of duty all material, machinery, and necessary appliances; but until the present time very little has been done, owing to the isolated position of these mines and the difficulty of establishing communication, though the construction of a small line, which might connect with the Guatemala or Northern Railway at Chiquimula, has been under consideration, but the funds for the carrying out of this project have, it is understood, been lacking. This, if built, would do away with the transportation difficulty.

The names of the mines in this district are as follows: La San Julian, comprising five sections; La San Fernando, La San Bartolo, La Santa Sofia, La Ballera, and El Tojo de Montenegro. The above comprise the mines "denounced" and worked by the Société Horta y Cia., for which rights have been secured.

The following mines have been "denounced": La San Rafael, La Nueva Silesia, Moresnet, Los Encuentros, and La San Rosendo.

HAITI.

PORT DUES.

"*L. Moniteur Officiel*" of August 9, 1905, contains a copy of a contract entered into by the Haitien Government and certain individuals for the erection of light-houses at various ports of the Republic named below.

The bill approving the contract fixes the light-house dues for the ports of Jacmel, Les Cayes, Jeremie, Miragoane, Petit-Goave, Gonaives, Saint Marc, and Port de Paix, at 5 *centimos* gold (American) per ton of gross register.

No dues are leviable to the port of Mole St. Nicolas and Cape Tiburon, where light-houses are also to be erected, as these ports are not open to foreign commerce.

Foreign vessels entering the ports of Port au Prince and Cape Haitien will benefit by the new tariff from the date of the promulgation of the present law, that is to say, they will pay 5 *centimos* gold (American) per ton gross register only, instead of 6 *centimos* gold, as heretofore.

MEXICO.

FOREIGN COMMERCE, FISCAL YEAR 1904-5.

The statistics of the foreign trade of Mexico during the fiscal year 1904-5 (July-June) show that during that period foreign goods to the value of \$85,861,081.94 gold were imported into the Republic, as compared with \$78,360,771.06 imported during the previous fiscal year.

According to figures compiled by the Mexican Bureau of Statistics, the six leading countries engaged in commerce with Mexico figure as follows in importations during the fiscal years 1904-5 and 1903-4:

Country.	1904-5.	1903-4.
United States.....	\$48,303,167.00	\$42,610,296.89
Germany.....	9,810,538.51	9,549,665.09
Belgium.....	1,433,759.92	2,180,405.87
Spain.....	3,734,481.62	3,271,494.82
France.....	8,482,685.05	7,473,474.80
Great Britain.....	10,418,343.11	10,026,146.48

The United States was the principal country of origin for the import trade, showing an increase of \$5,662,870.71 over the preceding year. Of the six countries mentioned, Belgium is the only one to show a decrease, which amounts to \$746,645.95.

The import trade in detail during the month of June and the fiscal year was as follows:

	Gold valuation.			
	June—		Fiscal year—	
	1905.	1904.	1904-5.	1903-4.
Animal substances.....	\$559,677.50	\$502,274.35	\$6,892,089.64	\$5,698,412.47
Vegetable substances.....	1,129,536.10	969,884.01	14,711,148.10	13,788,282.48
Mineral substances.....	2,163,290.79	1,781,854.72	25,491,792.18	22,493,629.11
Dry goods.....	713,861.85	882,246.81	11,062,295.11	9,945,563.03
Chemical and pharmaceutical substances.....	321,939.84	281,907.82	3,421,355.67	3,158,358.61
Beverages.....	292,290.39	390,558.02	3,425,465.86	3,303,021.81
Paper and its applications.....	251,900.33	255,329.91	2,685,322.67	2,347,966.60
Machinery and apparatus.....	874,374.81	1,289,202.22	10,808,119.30	10,053,056.73
Vehicles.....	207,553.44	281,127.39	2,029,902.50	2,225,913.06
Arms and explosives.....	240,778.68	162,164.41	2,723,007.74	2,179,711.75
Miscellaneous.....	219,842.18	236,285.79	2,629,383.01	2,506,905.61
Total.....	6,975,046.14	7,018,125.18	85,861,081.94	78,360,771.06

The following table shows the valuation of Mexican imports during the periods under comparison with reference to their countries of origin:

	June—		Fiscal year—	
	1905.	1904.	1904-5.	1903-4.
Central America:				
Guatemala.....	\$5,983.07	\$1,057.86	\$24,944.31	\$17,987.59
British Honduras.....		7.00	2,928.64	2,468.50
Other countries.....	3,000.00		33,419.14	9,889.00
Total.....	8,983.07	1,064.86	61,292.33	30,345.09

	June—		Fiscal year—	
	1905.	1904.	1904-5.	1903-4.
South America:				
Brazil.....	\$5.40	\$40.00	\$24,494.40	\$14,522.20
Colombia.....	10.00		16,969.54	24,992.00
Chile.....		150.00	5,379.00	6,283.40
Ecuador.....	12,029.00	13,159.00	149,119.13	109,527.00
Peru.....	168.00	998.00	5,738.00	20,746.00
Argentine Republic.....	85.00	102.00	14,045.00	1,827.07
Venezuela.....	1,705.44	499.00	39,006.00	12,024.10
Other countries.....	1,366.00	269.00	6,294.00	1,670.50
Total.....	15,368.40	15,217.00	261,045.07	194,292.87
North America:				
Canada.....	517.00	1,382.00	25,456.00	30,156.50
United States.....	4,005,696.59	3,992,192.77	48,303,167.60	42,640,296.89
Total.....	4,006,213.59	3,993,574.77	48,328,623.60	42,670,453.39
West Indies:				
Cuba.....	14,200.00	7,296.00	143,949.00	108,703.00
Other countries.....	7,712.00	3.00	22,086.75	8,317.00
Total.....	21,912.00	7,299.00	166,035.75	117,020.00
Europe.....	2,855,587.70	2,901,641.37	36,299,321.97	34,596,056.87
Asia.....	64,044.38	48,429.66	678,870.40	653,232.02
Africa.....	1,161.00	43,930.00	59,836.50	116,918.00
Oceania.....	1,779.00	6,978.82	36,065.26	12,153.82
Grand total.....	6,975,046.14	7,018,135.48	85,861,081.94	78,360,771.06

The following table, contained in the official bulletin, shows the values (in silver) of Mexico's exports to the six leading countries:

Country.	1904-5.	1903-4.
United States.....	\$139,989,418.61	\$141,537,181.05
Germany.....	15,719,894.65	10,900,414.00
Belgium.....	8,375,212.18	5,599,142.95
Spain.....	1,934,316.00	2,401,064.00
France.....	5,905,745.57	6,297,098.53
Great Britain.....	16,719,892.12	24,991,465.66

Of these countries, Germany shows the greatest increase, with Belgium following close. All the other countries show a falling off, that of Great Britain being the largest.

The details of the export trade for the periods under comparison show the following classification and figures:

[Silver valuation.]

	June—		Fiscal year—	
	1905.	1904.	1904-5.	1903-4.
Gold				
Mexican gold coin.....		\$25,000.00	\$85,911.00	\$107,668.00
Foreign gold coin.....			39,122.50	2,926.00
Gold in bars.....	\$1,221,270.55	822,701.48	12,528,625.35	10,094,658.10
Gold in other forms.....	121,094.11	75,976.29	1,042,487.60	531,187.39
Total gold.....	1,342,364.66	923,677.77	13,696,146.45	10,726,439.49
Silver				
Mexican silver coin.....	7,820.65	1,672,100.00	1,899,891.92	18,671,595.00
Foreign silver coin.....	1,500.00	5,600.00	77,971.00	86,998.60
Silver in bars.....	5,628,717.20	3,455,517.26	53,014,016.12	45,788,106.94
Silver in other forms.....	549,333.34	1,162,263.49	10,531,766.66	14,563,989.18
Total silver.....	6,187,371.19	6,295,480.75	65,523,645.70	79,110,689.72

1112 INTERNATIONAL BUREAU OF THE AMERICAN REPUBLICS.

	June—		Fiscal year—	
	1905.	1904.	1904-5.	1903-4.
Copper.....	\$3,566,401.67	\$2,312,842.09	\$29,803,420.63	\$23,231,216.35
Lead.....	392,261.11	344,165.00	5,504,669.11	1,825,637.87
Other mineral products.....	61,155.00	78,568.00	1,110,361.39	1,359,179.52
Coffee.....	1,269,661.73	570,622.50	9,256,781.67	8,656,239.26
Henequen, in fiber.....	2,094,816.00	1,736,015.00	29,389,128.12	31,725,156.75
Woods.....	111,641.86	100,477.40	2,197,815.43	2,618,360.85
Dresswoods.....	70,228.00	151,711.00	691,817.10	847,551.52
Tobacco, in leaf.....	165,238.00	357,692.23	2,725,362.00	1,859,623.93
Other vegetable products.....	2,257,711.25	1,796,724.30	14,815,365.21	14,981,547.19
Cattle.....	662,700.00	396,950.00	3,149,320.50	3,625,548.50
Other animal products.....	594,439.47	396,437.05	6,739,612.16	6,354,188.43
Henequen, manufactured.....	96,317.40	468,698.00	616,186.45	691,681.09
Tobacco, manufactured.....	95,310.00	24,996.75	465,146.34	319,861.16
Other manufactures.....	425,899.26	224,671.88	7,389,728.00	4,121,689.51
Miscellaneous.....	686,264.70	63,967.00	738,125.36	322,276.96
Grand total.....	19,099,231.80	15,941,725.62	193,854,716.62	196,726,510.60

The exports, divided into precious metals and other articles, are shown in the following table:

	June—		Fiscal year—	
	1905.	1904.	1904-5.	1903-4.
Precious metals.....	\$7,529,733.85	\$7,299,138.39	\$79,259,799.15	\$89,837,129.21
Other articles.....	11,569,497.95	8,722,567.10	114,634,921.47	106,889,381.39
Total.....	19,099,231.80	15,941,725.62	193,854,716.62	196,726,510.60

Following is a statement of the valuations of Mexican exports during the periods under comparison, with reference to their countries of destination:

	June—		Fiscal year—	
	1905.	1904.	1904-5.	1903-4.
Central America:				
Guatemala.....	\$55,378.45	\$24,925.75	\$963,319.68	\$179,918.33
British Honduras.....	9,750.00	4,010.00	265,194.68	141,634.40
Other countries.....	64,128.00	872.00	157,327.39	12,933.27
Total.....	129,256.45	29,807.75	1,018,841.15	411,385.80
South America:				
Colombia.....		1,000.00	1,000.00	134,714.80
Chile.....			4,750.00	4.00
Ecuador.....			720.00	
Peru.....		8,555.93		8,650.93
Argentine Republic.....	1,500.00	700.00	35,231.00	5,409.00
Venezuela.....			235.00	
Other countries.....	4,722.00	7,080.00	90,822.99	16,696.00
Total.....	6,222.00	18,315.93	138,766.99	165,383.73
North America:				
Canada.....		808.00	33,501.00	12,376.00
United States.....	13,106,784.25	12,468,067.17	139,989,418.61	141,537,181.65
Total.....	13,106,784.25	12,468,875.17	140,022,919.61	141,549,557.65
West Indies:				
Cuba.....	475,622.00	388,826.00	3,875,470.00	4,260,298.00
Other countries.....				2,700.00
Total.....	475,622.00	388,826.00	3,875,470.00	4,262,998.00
Europe.....	5,381,616.10	3,035,870.77	48,791,588.87	50,301,067.62
Asia.....			10,600.00	6,129.00
Grand total.....	19,099,231.80	15,941,725.62	193,854,716.62	196,726,510.60

RÉSUMÉ.

Period.	Imports—invoice value.		Exports—de- clared value.
	Gold.	Silver.	Silver. ³
June—			
1904.....	<i>Pesos.</i> 7,018,135.48	<i>Pesos.</i> 15,491,596.32	<i>Pesos.</i> 17,077,990.12
1905.....	6,976,696.14	14,090,988.21	29,468,712.23
Increase or decrease.....	42,439.34	1,560,518.21	3,390,722.11
Percent.....	0.61	9.97	19.85
Fiscal years—			
1904-5.....	78,960,471.06	177,861,552.51	230,712,874.46
1904-5.....	85,862,087.34	77,677,262.53	208,520,451.43
Increase or decrease.....	7,500,310.88	184,080.81	1,791,063.03
Percent.....	9.37	0.10	0.85

NOTES.—(1) Notwithstanding that the law of March 25, 1905, which establishes the monetary standard of the United Mexican States, became operative on May 1 of the same year, the values of the imports and exports in May and June, 1905, continued to be calculated in the same way as for previous months, so that the data for the fiscal year 1904-5, both as to their résumé and in their detail by months, may be easily compared with the respective data of former periods.

(2) The values of merchandise imported have been calculated by reducing the foreign moneys to Mexican dollars, according to the table of equivalents contained in the General Customs Regulations; that is to say, considering the dollars of the United States at par, the pound sterling at \$5, the franc at 20 cents, and the mark at 25 cents.

(3) The values of merchandise exported are expressed in silver, except the value of the gold, which is calculated at the rate of \$675.416 per kilogram, but in the total value (comparative résumé) the increase due to the premium on the exported gold is included. The value of the silver is calculated at the price of \$40.915 per kilogram in June, 1904, and at \$37.28 in June, 1905.

(4) The imports made through the post-office are not considered or included.

(5) In the foregoing résumé the value of the imports are given in gold, and its equivalent in silver, because the first figures show the value which the merchandise imported into Mexico represented in the countries where it originated, and the second expresses the value which, in the commerce of Mexico, is represented by the Mexican silver that is necessary to be situated abroad in the payment of the aforesaid importation.

(6) The frontier custom-house at Mexicali was opened to the public on July 1, 1904.

(7) The average exchange on New York in June, 1904, was 223.02 per cent, and in June, 1905, 202.02 per cent.

Department of Finance (or Treasury) and Public Credit, Bureau of Statistics.

MIGUEL M. IRIGOYEN,
Chief of the Division.

MESSAGE OF PRESIDENT DIAZ, SEPTEMBER 16, 1905.

The third period of sessions of the Twenty-second Congress of the Mexican Republic was opened on September 16, 1905, by the President of the Republic, who took occasion to refer, in the opening paragraph of his message, to the cordiality of the relations existing between Mexico and foreign powers. Regarding the United States, he stated:

"In this connection I take pleasure in referring to the exceptional courtesies of the Government of the United States of America on the occasion of the regretted demise, at Washington, of our Ambassador. On that occasion not only were all the honors paid that were due to the position occupied by the deceased, according to international usage, but, in addition, the American Government sought to give to Mexico a particular mark of esteem by sending one of its warships to convey to our shores the ambassador's remains, and desiring that a section of marines who had acted as their escort should accompany them to their

last resting place in the soil of the fatherland. Such marked courtesies could not fail to awake a sentiment of lively gratitude and cordial good will in the heart of the Mexican people."

The following points were also covered in the message in reference:

The treaty signed during the second Pan-American Conference in regard to pecuniary claims and damages was, after approval by the Senate, duly promulgated. A convention signed during the course of the same Conference for the exchange of publications among the governments of America was also promulgated, after approval by the Senate and ratification by the Executive. In the month of August last the third Latin-American Scientific Congress was held at Rio de Janeiro, and the Government of Mexico was invited to send its delegates thereto. Though there was not sufficient time to send a regular delegation, the Mexican Government took measures to be represented by the *chargé d'affaires ad interim* at Buenos Ayres.

The sanitary measures against yellow fever have been enforced with great thoroughness. In the first half year of 1905 there were only 38 cases, against 83 in the same period of 1904, the malady having been confined mainly to some towns on the Isthmus of Tehuantepec and the neighboring regions in the form of isolated cases, and without reaching the proportions of an epidemic. At Veraacruz there was not a single case between the end of December and the commencement of July, and energetic efforts are being made to prevent any recurrence of the dread disease. Experiments looking to a complete stamping out of malarial causes are being conducted wherever the illness has assumed an epidemic condition, and various public charities and penal conditions have received the active supervision of the Government with beneficial results.

The statistical data compiled by the Department of Justice demonstrate that the administration of justice in the Federal District and territories has proceeded with regularity and dispatch.

In accordance with the provisions of the law of May 16 last, which created the new Department of Public Instruction and the Fine Arts, said Department came into being on July 1, 1905. The number of pupils attending the primary schools in the Federal District and territories is 57,703, a gain of approximately 10,000 as compared with the corresponding period of last year. Several of the instructors who were sent abroad to complete their studies have returned and are rendering valuable services. Others are still investigating and studying methods of other lands, notably in the United States and at Stockholm.

The Republic has been invited to various international assemblies, and was duly represented at the Congress of Sports and Physical Culture which met at Brussels in July, 1905, at the Congress of Agricultural Training held at Liege, also in the same month, and the

Congresses of Physical Culture and Primary Instruction assembling at Liege in September.

During the second half of the fiscal year 1904-5 (January to June, 1905) the Department of Fomento issued 998 title deeds, reducing to private property 659,327 hectares of vacant and national lands, which yielded to the Federal exchequer \$314,654, notwithstanding the fact that much of said land was granted free by way of subsidy to railroads, reimbursement for surveying expenses, concessions to small farmers, and provisions for village commons. During the same period contracts were entered into for the colonization of certain sections in the State of Chihuahua and on the east coast of Yucatan. The Geographical Explorations Commission has published in atlas form the map of the State of Veraacruz and 14 sheets of the general map of the Republic. It fixed 57 points by astronomical process in Chihuahua, Coahuila, Nuevo Leon, and Tamaulipas, making, moreover, topographical plans of 1,100 kilometers of river and 6,164 kilometers of roads.

In the same half-year period there were issued 1,608 mining title deeds, covering an area of 26,135 pertencencias. Adding these to the figures given for the preceding half year, it is found that during the fiscal year 1904-5 a total of 2,840 new title deeds for mining properties, covering an area of 45,826 hectares, were issued.

In order to promote the development of industry and commerce a concession was granted recently to a financial and information agency whose operations have been satisfactorily begun, and in the period of January to June, 1905, there were granted 453 patents of invention and 20 patents for models and industrial designs. Trade-marks to the number of 319 were registered during the six months' period and 32 marks were renewed in accordance with article 87 of the law in force, while 20 commercial names and announcements were registered.

The additions to the railway system of the Republic aggregated 236 kilometers in the half year under discussion, the largest contributions being those of the railway from Carpio to Temosachic, completed with a length of 87 kilometers; the line from Chihuahua to Ojinaga, 60 kilometers; the line from Linares to the Mineral of San Jose, 35 kilometers, and the Atlamajac line. The total aggregate length of the railway lines of the Republic is now 16,866 kilometers. The Pan-American Railway continued its work of clearing, locating, and grading, and 20 kilometers of track have been laid. On the road from Guadalajara to Manzanillo construction work was resumed between kilometers 198 and 207. On the National Tehuantepec Railway the work of substituting rails of 30 kilograms for rails of 27 kilograms continued, while the new bridge of Santa Lucrecia was completed and opened to traffic.

The movement of the postal offices of the Republic was represented during the period under review by 97,000,000 pieces, which, added to the movement of the previous half year, gives a total for the year 1904-5 of 178,000,000 pieces. Five new local offices were established, 25 agencies, and 10 ambulatory offices. The total earnings of the post-office establishments amounted to \$3,290,000, in round numbers, an increase of 8.4 per cent as compared with the earnings of the previous year. The movement of interior postal drafts represented \$45,800,000, and the movement of international drafts \$1,480,000. A postal convention was entered into with the German Empire for the reciprocal exchange of drafts and, through its intermediary, for the exchange thereof with the majority of the post-offices of the Universal Postal Union, said convention becoming effective on July 1, 1905.

The additions to the telegraph system were represented by 1,200 kilometers, while three new cables with an aggregate length of 10 kilometers were laid. Two of these cables are submarine, one stretching between Nicalango and El Carmen and the other between Isla Aguada and Puerto Real, the third being laid in the river Tepehitan. Twelve new telegraph offices were established, and the general earnings of the system show an advance of 7 per cent over the corresponding period of the previous year. The Mexican Telegraph Company has, according to its contract, laid a new cable between Galveston and Coatzacoalcos and the telephone companies having charge of the urban service in the capital city have begun to lay their underground wires.

The revenue for the fiscal year 1904-5 amounted to more than 90,000,000 *pesos*, showing a gain of at least 3,000,000 *pesos* as compared with the preceding year. The President further stated that as the expenditures of the country fell short of the revenue, a considerable surplus would result in the national financial condition.

In regard to the custom-house service it was stated that most important enactments had been made, foremost among them being the new tariff of import duties, the most important object in view being the necessity of reestablishing by that means the conditions of economic equilibrium which, in some departments of national activity, were liable to be disturbed by the too rapid appreciation of the gold value of the national currency.

Touching the abolition of the Free Zone, President DIAZ spoke as follows:

"After a long and profound study of the economic conditions in which the inhabitants of our northern frontier have been placed, the Executive resolved to use the powers with which it was clothed to suppress the privilege of the Free Zone, convinced that the numerous trammels of every kind, which were inherent to said privilege, were productive of much more harm than the Zone itself could be produc-

tive of good to the population of that portion of the Republic. During the half century that the Free Zone has existed only very slender results, as is perceptible to all, have been attained, and, on the other hand, every form of economic activity seems to have come to a standstill in that portion of the national territory, whereas at short distances both to the south and north flourishing centers of population have been created or have been stimulated and numerous sources of wealth are being developed subject to common and legal dispensations. The absolute secrecy and dispatch with which the suppression of the Zone was carried out were conditions essential to its success and to the prevention of abuses which otherwise might easily have been committed. These purposes having been once attained with the applause of the majority of the inhabitants of said Zone, the Executive intends to promote by every means in its power the development of new industries in that interesting portion of the Republic as well as to the exploitation of new forms of wealth. Thanks to the various railways which now unite the center with the frontier, the inhabitants of the former Zone will henceforth, now that the trammels which held them in isolation from the remainder of the country have disappeared, have more rapid communication, and more important commercial relations which each day will invigorate their bonds of fraternity with the rest of the Mexican nation."

Supplementary decrees to the laws of monetary reform have been issued and the necessary steps taken for their enforcement. Among them special mention must be made of the closing of the mints at Zacarecas and Culiacan, the organization of the Currency and Exchange Commission, and the mintage of the new coins which are at present in circulation. Modification of the legislation governing banks of issue in some points connected with the precepts of the new monetary laws was made with the object of maintaining the value of the national currency within the limits fixed by said laws.

On May 11, 1905, there was issued a decree which amended some of the bases of the law of May 4, 1895, with regard to the tax on the manufacture of alcoholic beverages, for the purpose, among others, of remedying the drawbacks incidental to the assessments of the distributing committees. The satisfactory results of this reform were immediately evidenced.

In conclusion, President DIAZ said:

"Patent as is the progress achieved in the various branches of national wealth, it is not to be wondered at that its counterpart is to be found in a corresponding progress in public administration, especially since the Executive makes every effort to improve it on the foundation of peace and legal order which at present prevail in the Republic."

RATE OF EXCHANGE FOR OCTOBER, 1905.

The Secretary of Finance and Public Credit of the Republic of Mexico recently advised the Director of the Mints that in conformity with the provisions of the decree of March 25, 1905, the legal value of a kilogram of pure silver in Mexican currency which shall serve during the month of October as the basis for calculating the payment of the stamp tax is \$40.57. The legal value for September for a kilogram of pure silver was \$39.01, showing an advance of \$1.56 in the value for October.

FRONTIER TRAFFIC WITH THE UNITED STATES, FIRST HALF OF 1904-5.

According to detailed statistics published by the Treasury Department of the Republic of Mexico for the first half of the fiscal year 1904-5 (July 1 to December 31, 1904), the railway traffic across the Rio Grande frontier between Mexico and the United States was as follows:

Ciudad Juárez. Three thousand eight hundred and forty three cars, with 63,591 tons of merchandise, entered Mexico from the United States; 3,282 cars, with 45,858 tons of merchandise, crossed from Mexico into the United States, making a total traffic of 7,125 cars, with 108,449 tons of merchandise.

Ciudad Porfirio Díaz. Five thousand four hundred and eighty-six cars, with 124,234 tons of merchandise, entered Mexico from the United States; 3,083 cars, with 3,855 tons of merchandise, crossed from Mexico into the United States; total traffic, 8,569 cars, with 128,089 tons of merchandise.

Laredo. Nine thousand seven hundred and twenty-four cars, with 261,713 tons of merchandise, entered Mexico from the United States; 906 cars, with 9,056 tons of merchandise, crossed from Mexico to the United States; total traffic, 10,630 cars, with 270,069 tons of merchandise.

Nojaltes.—One thousand five hundred and thirty-seven cars, with 20,453 tons of merchandise, entered Mexico from the United States; 1,478 cars, with 15,756 tons of merchandise, crossed from Mexico into the United States; total traffic, 3,015 cars, with 36,209 tons of merchandise.

The total traffic across the frontier during the period under review amounted to 20,590 cars, with 469,991 tons of merchandise, which entered Mexico from the United States, while 8,749 cars, with 74,525 tons of merchandise, crossed from Mexico to the United States, making a grand total of 29,339 cars, with 544,516 tons of freight.

In the corresponding six months of 1903-4 the total railway traffic across the Rio Grande frontier was as follows: 20,790 cars, with

415,567 tons of merchandise, entered Mexico from the United States, and 8,175 cars, with 81,744 tons of merchandise, crossed from Mexico to the United States, making a grand total of traffic both ways aggregating 28,965 cars, with 497,311 tons of freight. An increase is thus shown for the six months' period of 1904-5 of 374 cars, with 47,205 tons of freight.

The heaviest traffic is through Laredo, then follows Ciudad Portirio Diaz, next is Ciudad Juarez, and Nogales last.

These figures refer only to freight cars and merchandise, hence passenger cars and passenger traffic are separate from the foregoing.

POSTAL SERVICE, JULY, 1905.

The operations of the Mexican mail service during the month of July, the first of the fiscal year 1905-6, have been published by the Postmaster-General in detail, as follows, the figures for the corresponding month of the preceding year being also furnished for purposes of comparison:

	July—		Increase or decrease.
	1905.	1904.	
Sales of postage stamps.....	\$26,267.98	\$26,574.57	-\$306.59
Rentals of post-office boxes.....	21,957.00	22,470.00	-\$513.00
Fines, etc.....	4,391.41	3,620.33	+ 771.08
Premiums on postal money orders:			
Interior.....	21,610.08	21,590.65	+ 19.43
International.....	629.10	395.40	+ 233.70
Premiums on editors' money orders.....	2,698.47	2,909.60	-\$211.13
Total.....	\$92,581.04	\$90,420.54	+\$2,160.50

A comparison of the receipts for July, 1905, with those of the preceding month of June shows an increase of \$33,255.34 in July, the figures for June having been \$269,328.70.

ESTABLISHMENT OF AN INTERNATIONAL FINANCIAL ASSOCIATION.

The "*Diario Oficial*" for May 8, 1905, contains the text of a contract entered into between the Hon. BLAS ESCOBAR, Secretary of State, and of the Dispatch of Fomento, Colonization, and Industry, in representation of the Federal Executive, and Hon. JOSÉ CASTELLÓT for the establishment of an international financial association in Mexico, as follows:

"ARTICLE I. Mr. JOSÉ CASTELLÓT, or the company he may organize, is authorized to establish, within one year, in the City of Mexico, an institution called "*Asociación Financiera Internacional*" (International Financial Association), the principal object of which shall be to stimulate and encourage the development of national sources of wealth by

facilitating the investment of foreign capital in the Republic, inducing immigration, procuring the subdivision and improvement of lands, and the expansion of operations between foreigners and Mexicans by means of an office where all business projects and national industrial enterprises of every kind shall be duly listed, and where impartial and exact information shall be given relative to any of the affairs or matters intrusted to the institution.

“ART. 2. The International Financial Association shall—

“(a) Place at the disposal of the Supreme Government all the data, documents, and information it may obtain or possess relative to the affairs intrusted to the association.

“(b) Act as agent for the Supreme Government in any special case, following the instruction they may receive, without any expense whatever on the part of the Government.

“(c) Publish, at least once a month, a bulletin containing general information relative to the national sources of wealth and the method of exploiting them, and shall procure the most extensive publication thereof in the Republic and in foreign countries.

“ART. 3. The Federal Government, on its part, assumes the following obligations, to assist in the development of the association:

“(a) To recommend the governors of the States, in so far as it is possible, to assist the association to obtain the data it may require.

“(b) To recommend the Secretary of Foreign Affairs to instruct the Mexican Consular Service to facilitate the circulation of the publications that may be issued by the association, and to communicate the information it may solicit relative to the affairs which are its object.

“(c) To give the association all the data existing in the various departments of State strictly relating to its purpose, and which may not bear a confidential character: that is to say, to give all the statistical data and documents held for the service of the public.

“ART. 4. The International Financial Association shall open a register to have recorded all kinds of properties presented for that purpose, with all the data furnished by the interested parties, which data shall be rectified and increased through its agents in the whole Republic and abroad, such information to be furnished to the Government if required.

“ART. 5. All information furnished by the International Financial Association shall always be considered private, and in no case shall it be considered semi-official or official, nor shall the National Government be considered in any manner responsible for it.

“ART. 6. The company, however, which Mr. CASTELLOT may form shall be established with the approval of the Supreme Government.

“ART. 7. The company that may be organized and its legal successors shall always be considered to be Mexican in all matters relating to this charter, even though any or all of its members should be for-

eigners, and shall be subject to the jurisdiction of the tribunals of the Republic in all matters whose cause and action shall be within its limits.

"ART. 8. The Government is to have the right to appoint two of the five members which shall constitute the council of administration and also the right to appoint an inspector, who shall have the powers conceded by the commercial code and shall be paid the same salary as paid to a member of the company's council of administration.

"ART. 9. The charter is for a term of twenty years from the date of its publication in the '*Diario Oficial*.'

"ART. 10. The causes for the forfeiture of the charter are:

"(a) Not to establish within one year from the date of the publication of this charter the association it refers to.

"(b) To transfer this charter to a company or to private parties without previous consent of the Government.

"(c) To transfer, sell, or mortgage these privileges to a foreign government or state, as well as to admit it as partner of the association.

"(d) Not to fulfill the stipulations of part 1 of article 2.

"ART. 11. The forfeiture is to be declared by the Government, but a short and convenient term for its defense is to be granted to the company.

"ART. 12. The stamps to be attached to this charter according to the stamp law are to be paid by the interested party.

"Made in two copies, in the City of Mexico, on the 29th of April, 1905.

" B. ESCOBAR.

" JOSÉ CASTELLOT."

COTTON INDUSTRY.

In referring to the cotton industry of the Republic of Mexico in a report to his home Government, the British Consul at Veracruz says that cotton spinning and weaving has long been protected by high tariff rates, and that the raw material used is also protected. In spite of the fact that 50 per cent of the cotton is imported from the United States the protection which the industry enjoys renders foreign competition difficult.

The sales of one large cotton mill situated in the State of Veracruz amounted in 1903 from its three factories to some £600,000, with a net profit of almost £180,000. The total reserves of this company now reach over £400,000, or 64 per cent of its capital, apart from the assurance fund, which amounts to £16,000. Other factories did about as well in proportion. The principal factories of the Republic are situated in the State of Veracruz, at Orizaba and other points, and are owned chiefly by French and Swiss capitalists. They are fitted with

the most modern machinery and driven by electricity derived from water power.

The best mills turn out excellent standard grades of percales, ginghams, shirtings, and towelings, and are improving in the quality of yarns spun.

Mexico consumes annually about 120,000 bales of cotton, of which half is raised in the country and the balance is imported from the United States. Before the boll weevil appeared in 1898, the production was about 35,000 tons, worth £1,280,000. The actual production of cotton in 1903 in the Republic was 53,000 bales, or about 26,000 tons.

Mexico is the ninth country in importance on the list to which the United States sends cotton, and figures for 14,000 tons, with a value of £615,000, in 1903.

The Department of Fomento distributes free among agriculturists cotton seeds from Egypt.

The present duty on raw cotton is 3½ cents Mexican currency per pound. Cotton-seed cake, of which some 14,000 tons were produced in 1903, valued at £37,000, went principally to Great Britain.

Mexican mills turn out a large quantity of the articles manufactured at present, and the excellence of some of them are equal to British or American goods.

NEW RAILWAY CONCESSION.

United States Consul MORAWETZ, at Nogales, reports that the Mexican Government has recently granted a concession to an American company to build a railway from Alamos, Sonora, to Guadalajara, in the State of Jalisco. The length of the road is 745 miles, and it must be completed within seven years. Four hundred kilometers (248 miles) must be built and in operation within two years. From Guadalajara the line will run in a northwesterly direction, crossing the Sierra Madre east of the port of San Blas, thence northerly to Mazatlan, Culiacan, and Alamos. At the latter city connection will be made with the Cananea, Yaqui River and Pacific Railway, which is now being built from Guaymas to Alamos. From Guaymas the Sonora Railway is in operation, crossing the international line at Nogales and connecting with the main line of the Southern Pacific Company at Benson, Arizona. Owing to the engineering difficulties in crossing the Sierra Madre, it will be very expensive to build portions of the road, and its total cost is estimated at approximately \$25,000,000.

The Mexican Government has granted the company a subsidy of 12,500 Mexican pesos per kilometer, equal to \$10,000 gold per mile. The road will develop large agricultural and mining districts and connect the Pacific ports north of San Blas directly with the capital. In order now to reach the City of Mexico from the Pacific slope it is

necessary to cross the Sierra Madre on mules or go by steamer to Guaymas, thence entering the United States at Nogales and reentering Mexico at Ciudad Juarez. I am informed that the 400 kilometers that must be completed within two years will be built north and south from the port of Mazatlan, Sinaloa.

The building of this road will create an increased market for mining and agricultural machinery and manufactures of all kinds, most of which should be furnished by the United States.

DEVELOPMENT OF ITALIAN TRADE RELATIONS.

United States Consul DUNNING writes from Milan to the United States Department of Commerce and Labor that Italy is bending every effort to establish better trade relations with Mexico than have hitherto obtained. He says:

"Every American business house having connections in Mexico will be interested in the beginning of a systematic effort on the part of Italian manufacturers and shippers to get a solid foothold in that country. The effort is in the hands of some of Italy's most active merchants and manufacturers—men who mean business. In the Milan Chamber of Commerce a few days ago one of the principal financiers of Italy read a paper in which he described conditions in Mexico and outlined a plan of campaign by which Italy could develop and secure a share of the trade now controlled by other nations. He advised keen competition and the establishment of a direct freight line between Mexican and Italian ports.

"Mexico, the author of the paper declared, offered a good opportunity for the investment of Italian capital, based on its mineral wealth, its climate, the varied character of its vegetation, the unusual opportunities for the application of hydraulic and electrical machinery, the deposits of coal and petroleum, and the increase in railways and internal improvements under President DIAZ. The chamber was urged to consider Mexico as a good field for the numerous Italian makers of heavy machinery for water, steam, and electrical plants. 'It should be regarded as a field for our best industries,' said the speaker, emphatically.

"The definite character of the campaign is indicated by the fact that at the meeting of the Milan chamber, skins, woods, feathers, tints, and various fibers which could be imported direct from Mexico to Italy to supply sundry local trades were exhibited. The author of the paper urged upon the chamber measures to bring about a better commercial relationship between the two countries. Marine freights, he said, are now prohibitive. To circumvent that difficulty he proposed the organization of an Italian company with a capital of 150,000 lire (about \$30,000) to send goods out in sailing ships and to bring back Mexican

products, particularly woods and skins. Starting on this modest scale, he believed a large and valuable trade could be established, with direct freight lines backed by Italian capital. He felt that a test along such lines as he proposed would convince Italian commercial influences of the value of the field.

"An important part of the paper was devoted to an argument in favor of an Italian bank, to be established in some principal Mexican seaport, for handling bills, remittances, credits, etc., and assisting Italian manufacturers to arrange a system of long credit, such as is required in a country like Mexico. Such a bank, with Italian branch stores set up by the best home manufacturers, and aided by a direct Italian freight line, would, in the opinion of the speaker, open up a new field in which practically every Italian product could be sold, and in which Italian manufacturers could supply themselves at a most advantageous price with a large amount of raw material now bought in other countries under considerably more restricted and costly conditions."

NICARAGUA.

ADJUDICATION OF LAND TITLES IN THE MOSQUITO TERRITORY.

Following is a translation, as published in the "American" of Bluefields, of the Presidential decree of August 12, 1905, concerning the adjudication of land titles in the Mosquito Territory, issued in compliance with the Treaty of April 19, 1905, between the Republic of Nicaragua and Great Britain.

"The President of the Republic in compliance with the Treaty celebrated between Great Britain and Nicaragua on the 19th of April of the present year, respecting the territory which constituted the former Mosquito Reservation, in use of the faculties conferred by Congress on May 11 past, decrees:

"ARTICLE 1. So as to legalize the rights to the lands which had been acquired by the founders of the former Mosquito Reservation previous to the year 1894, and so as to proceed to the adjudication and measurements of the lots which must be distributed among the Mosquito Indians in conformity with article 3 of the Treaty of April 19 the Government of the Republic shall designate a commission composed of one attorney at law, one engineer, and two secretaries, who shall assume the burden of complying with that which is stipulated.

"ART. 2. The attorney at law of the commission shall be its chief and take cognizance of all that which may relate to the legal part of the proceedings, and the engineer, in accordance with the orders of the chief, shall proceed to make the topographical operations

required. Each of the commissioners shall have his respective acting secretary.

"ART. 3. The commission shall initiate its work in the Department of Zelaya and continue the same, and whenever necessary in the other districts in the order in which the chief of the commission may judge it convenient.

"ART. 4. The commission shall regulate its acts in accordance with the following proceedings:

"(a) Whenever the commission establishes itself in any town, hamlet, or settlement, the chief of the commission shall order the authorities to cite, by the most expeditious means, the inhabitants, so that the heads of families or single individuals may appear within fifteen days with the titles or documents which they may have to prove their property ownership, or demonstrate the number of persons which compose the family in the first case, so that the titles may be revised, and in the second case to determine the area of the lot which is to be adjudicated.

"(b) The documents which are exhibited in conformity with the preceding section shall be examined by the chief of the commission agreeably to the laws existing from 1848 to 1894. He shall approve those which he considers legal and shall order their inscription in case this should be necessary.

"(c) Immediately, but in a manner that gives all guarantee the commission shall in a separate record enter the names of the members which compose each native family, and in a final order shall determine the number of manzanas of land which are to be adjudicated in compliance with the Treaty which is being executed. This record once completed shall be turned over to the engineer of the commission, so that he may proceed to fix the limits and boundaries and the placing of the boundary marks of each lot. This done and the record returned with the proceedings and the plans, the chief of the commission, by a new decree, shall order the inscription made in the corresponding register of property.

"(d) Whenever the lawyer of the commission decides that the documents exhibited are wanting in some of the legal requisites he shall order the same replaced in the legal form most convenient. The documents which he may have found to be in due form, as well as those which were legalized in the manner above stated, shall be turned over to the engineer, so that the latter may proceed to the measurement of the lands and the performance of such other acts which come within the scope of his office, all in accordance with the rights which those titles confer. The engineer shall return the proceedings had respecting those documents, so that the same may be approved by the chief of the commission and their respective inscription entered.

"ART. 5. The chief of the commission shall keep a book, the pages of which shall be numbered and rubricated, and in it shall be entered the acts of approval or the documents of adjudication which to this effect he may have authorized.

"ART. 6. The cost of the commission's labors shall be paid by the Government, and no emoluments whatever shall be collected from the Mosquito Indians.

"ART. 7. The parties interested who do not appear to allege their respective rights within the time specified in the citation shall then remain under the obligation of appearing at the capital of their respective department or district so as to file their proceedings before the supreme authority in the form indicated by this regulation and shall also be subject to the payment of costs of titles and measurement of lands. The titles extended by these authorities after the measurements of the engineers which they designate shall have all legal merit and shall also be inscribed in the registry of immovable properties.

"ART. 8. The interested parties, who should present themselves before the chief of the commission after the period named in article 4, shall have a right to have their petitions proceeded with, provided the commission is still in the locality where they (the petitioners) reside.

"ART. 9. For the purpose of the investigation and proceedings which this regulation requires, the commission shall resort to the use of the necessary interpreters, and, in the absence of any of its secretaries, then its acts shall be attested by two witnesses who have assisted at the same.

"ART. 10. The authorities of all classes who have jurisdiction in the department or district within which the commission exercises its functions shall be obligated to lend all its help so as to cause the Mosquito Indians to appear before it and also for the realization of the other ends for which the Government is striving.

"ART. 11. The chief of the commission, guiding himself in accordance with the laws and equity, shall adjust all the differences and difficulties which occur between the interested parties, between these and the authorities, and between the interested parties and the engineer. Only the secretary of foreign relations shall have power to modify the decision of the chief of the commission.

"ART. 12. The book referred to by article 5, once the labors of the commission are terminated, shall be deposited in the office of the Governor Intendente of the Department of Zelaya, so that this office may issue the certificates or copies that the interested parties may solicit whenever those given by the commission have been lost or for any other cause.

"ART. 13. Should any Mosquito Indian prove that the lands which belonged to him under the laws in vigor anterior to 1894 have been denounced and acquired by other persons, then the chief of the com-

mission shall adjudicate to him vacant lands to a value approximating that which he had possessed as near as possible to the locality he inhabits.

"ART. 14. Every doubt or difficulty which occurs as to the application or interpretation of this regulation shall be submitted by the commissioner to the secretary of foreign relations in the form of consultation.

"Given at Managua on the 21st day of August, 1905.

"ZELAYA.

"ADOLFO ALTAMIRANO,

"*Minister of Foreign Relations.*"

PANAMA.

POSTAL CONVENTION WITH THE UNITED STATES.

For the purpose of making better postal arrangements between the United States of America and the Republic of Panama, the undersigned, GEORGE B. CORTELYOU, Postmaster-General of the United States of America, duly authorized thereto by law, and J. D. DE OBALDIA, Envoy Extraordinary and Minister Plenipotentiary at Washington, duly authorized thereto by the President of the Republic of Panama, have agreed upon the following articles:

ARTICLE I.

(a) Articles of every kind or nature, which are admitted to the domestic mails of either country, except as herein prohibited, shall be admitted to the mails exchanged under this Convention; subject, however, to such regulations as the Postal Administration of the country of destination may deem necessary for sanitary purposes, or to protect its customs revenues or its taxes on commerce.

(b) But articles other than letters in their usual and ordinary form must never be closed against inspection, but must be so wrapped or inclosed that they may be readily and thoroughly examined by postmasters or customs officers or postal employees. Except that there may be admitted to the mails exchanged between the United States and Panama unsealed packages which contain, in sealed receptacles, articles which can not be safely transmitted in unsealed receptacles; provided the contents of the closed receptacles are plainly visible or are precisely stated on the covers of the closed receptacles, and that the package is so wrapped that the outer cover can be easily opened.

The following articles are prohibited admission to the mails exchanged under this Convention:

(a) Publications which violate the copyright laws of the country of destination; packets, except single volumes of printed books, the weight of which exceeds two kilograms; liquids, poisons, explosive or inflammable substances, fatty substances, those which easily liquefy, live or dead animals (not dried), insects and reptiles, fruits and vegetables which will easily decompose and substances which exhale a bad odor, lottery tickets or circulars, all obscene and immoral articles, other articles which may destroy or in any way damage the mails or injure the persons handling them.

(b) All admissible matter mailed in one country for the other, or received in one country from the other, shall be free from any detention or inspection whatever, except such as is required by the regulations of the country of destination for the collection of its customs duties; and shall in the first case be forwarded by the most speedy means to its destination, and in the latter be delivered to the respective persons to whom it is addressed, being subject in its transmission to the laws and regulations of each country respectively.

(c) The classification of, and the rates of postage and the registration fee to be levied and collected upon mail matter originating in either country and addressed to the other, shall be in accordance with the domestic laws and regulations of the country of origin; provided that the rates of postage and registration fees so levied shall not exceed in either country the minimum rates of postage and registration fee prescribed for articles of a like nature, by the Articles of the Universal Postal Convention which is in force.

ARTICLE II.

(a) Each administration shall retain to its own use the whole of the postage and registration fees it collects on postal articles exchanged with the other, including deficient postage. Consequently, there will be no postage accounts between the two countries.

(b) Articles other than letters and postal cards must be prepaid at least in part. Letters and postal cards will be forwarded to the country they are addressed to, even if they absolutely lack postage.

Payment of postage and registration fees shall be certified by affixing the appropriate stamps of the country of origin.

(c) Each insufficiently prepaid letter shall have stamped on its cover the capital letter T, and shall have indicated plainly thereon, in figures, on the upper left-hand corner of the address, by the postal officials of the country of origin, the amount of the deficient postage, and only the amount so indicated shall be collected of addressees on delivery, except in cases of obvious error.

ARTICLE III.

No postage charges shall be levied in either country on fully prepaid correspondence originating in the other, nor shall any charge be made

in the country of destination upon official correspondence which under the postal regulations of the country of origin is entitled to freedom from postage; but the country of destination will receive, forward, and deliver the same free of charge.

ARTICLE IV.

In case any correspondence is tendered for mailing in either country, obviously with the intention to evade the higher postage rates applicable to it in the other country, it shall be refused, unless payment be made of such higher rates.

ARTICLE V.

(a) Exchanges of mails under this convention shall be effected through the post-offices of both countries already designated as exchange post-offices, or through such offices as may be hereafter agreed upon, under such regulations relative to the details of the exchanges as may be mutually determined to be essential to the security and expedition of the mails and the protection of the customs revenues or taxes on commerce.

(b) Each country shall provide for and bear the expense of the conveyance of its mails to the other.

ARTICLE VI.

The United States of America and the Republic of Panama each grants to the other, free of any charges, detention, or examination whatsoever, the transit across its territory of the CLOSED mails made up by any authorized exchange office of either country, addressed to any other exchange office of the same country or to any exchange office of the other country.

ARTICLE VII.

(a) Any packet of mailable correspondence may be registered upon payment of the rate of postage and the registration fee applicable thereto in the country of origin.

(b) An acknowledgment of the delivery of a registered article shall be returned to the sender when requested; but either country may require of the sender prepayment of a fee therefor not exceeding five cents.

ARTICLE VIII.

(a) Exchanges of ordinary international correspondence may be effected without the use of letter bills; but registered correspondence must be accompanied by a descriptive list thereof, by means of which the registered articles may be identified for the purpose of acknowledgment by the receiving offices.

(b) If a registered article advised shall not be found in the mails by the receiving office, its absence shall be immediately reported by the receiving to the sending office.

ARTICLE IX.

Ordinary and registered exchanges, unless the latter be made in through registered pouches, shall be effected in properly sealed sacks.

ARTICLE X.

(a) All registered articles, ordinary letters, postal cards, and other manuscript matter, business or commercial papers, books (bound or stitched), proofs of printing, engravings, photographs, drawings, maps, and other articles manifestly of value to the sender, which are not delivered from any cause, shall be reciprocally returned without charge, through the central administrations of the two countries, in special packets or sacks marked "Rebuts," after the expiration of the period for their retention required by the laws or regulations of the country of destination; the returned registered articles to be accompanied by a descriptive list, and the special packets or sacks used for returning registered articles to be returned under registration when registered articles are returned in them.

(b) Fully prepaid letters which bear requests by the senders for their return in case of nondelivery by a certain date, or within a specified time, shall be reciprocally returned, without charge, directly to the dispatching exchange office, at the expiration of the period for their retention indicated in the requests.

(c) Fully prepaid letters bearing on the covers the business cards, the names and addresses of the senders, or designation of places to which they may be returned (as post-office box, street and number, etc.), without requests for their return in case of nondelivery within a specified time, shall be reciprocally returned without charge directly to the dispatching exchange office at the expiration of thirty days from the date of their receipt at the office of destination.

ARTICLE XI.

All matters connected with the exchange of mails between the two countries which are not herein provided for shall be governed by the provisions of the Universal Postal Convention and regulations now in force, or which may hereafter be enacted, for the government of such matters in the exchange of mails between countries of the Universal Postal Union generally, so far as the articles of such Universal Postal Convention shall be obligatory upon both of the contracting parties.

ARTICLE XII.

The Postmaster-General of the United States of America and the Government of the Republic of Panama shall have authority to jointly make such further regulations of order and detail as may be found necessary to carry out the present Convention from time to time; and may by agreement prescribe conditions for the admission to the mails of any of the articles prohibited by Article I.

ARTICLE XIII.

This Convention abrogates the postal relations existing between the two countries. It shall be ratified by the contracting countries in accordance with their respective laws and its ratification shall be exchanged at the city of Washington as early as possible. It shall take effect thirty days from the exchange of ratifications and shall continue in force until terminated by mutual agreement, or annulled at the instance of the Post-Office Department of either country, upon six months previous notice given to the other.

Done in duplicate and signed at Washington the 19th day of June, one thousand nine hundred and five.

[SEAL.]

GEORGE B. CORTELYOU,

Postmaster-General of the United States of America.

J. D. DE OBALDIA,

*Enviado Extraordinario y Ministro Plenipotenciario
de Panamá en los Estados Unidos de América.*

The foregoing Convention between the United States of America and Panama has been negotiated and concluded with my advice and consent, and is hereby approved and ratified.

In testimony whereof I have caused the seal of the United States to be hereunto affixed.

[SEAL.]

THEODORE ROOSEVELT.

By the President:

FRANCIS B. LOOMIS,

Acting Secretary of State.

WASHINGTON, June 19, 1905.

The undersigned, GEORGE B. CORTELYOU, Postmaster-General of the United States of America, and J. D. DE OBALDIA, Envoy Extraordinary and Minister Plenipotentiary of the Republic of Panama at Washington, having met for the purpose of exchanging the ratification of the Post Convention concluded between the United States of America and the Republic of Panama and signed at Washington June 19, 1905, and having carefully compared the ratifications of said Convention and found them exactly conformable to each other, the exchange took place this day in the usual form.

In witness whereof they have signed the present protocol of exchange and have affixed thereto their seals.

Done at Washington this 19th day of June, one thousand nine hundred and five.

[SEAL.]

GEORGE B. CORTELYOU,

Postmaster-General of the United States of America.

J. D. DE OBALDIA,

Envoy Extraordinary and Minister Plenipotentiary from the Republic of Panama to the United States of America.

INCREASE OF CURRENCY ISSUE.

The British "Board of Trade Journal," of September 14, 1905, states that, as the \$3,000,000 of silver of the new Panama currency in circulation in the Republic have been found insufficient to meet the growing requirements of commerce and the disbursements connected with canal works, the United States and Panama Governments have arranged that \$1,000,000 additional shall be minted and issued immediately, in coins of \$1 each, or "*cincuenta centésimos de balboa*," as they are called.

To insure the parity of the gold and silver currency of the Republic (two silver dollars the equivalent of one dollar gold) the monetary law ordered a deposit to be made in the United States of 15 per cent in gold on the total amount of the silver currency placed in circulation in the Republic; and accordingly, in May of this year, the Panama Government invested with the Bankers' Trust Company of New York the sum of \$225,000, earning interest at 3 per cent per annum, to which will now have to be added \$75,000 more in gold to guarantee the parity of the new issue of \$1,000,000 which the Philadelphia mint is actually coining.

PARAGUAY.

DEVELOPMENT OF THE REPUBLIC.

The great progress that the Republic of Paraguay has made during the last four years is shown in the following table taken from the Buenos Ayres "Standard" of July 30, 1905.

[Values in gold.]

Year.	Public debt.	Imports.	Exports.	Rents.
1901	\$6,310,110	\$3,022,841	\$3,426,683	\$1,141,275
1902	6,882,508	2,426,381	3,890,658	1,100,722
1903	6,468,858	3,053,151	4,253,652	1,539,270
1904	7,839,284	3,508,138	3,106,559	1,652,903

SPECIAL DUTIES.

A Paraguayan law, dated July 14, 1905, authorizes the Government to levy the following special duties, the revenues from which are to be appropriated to certain port works specified in the law:

(a) A wharf duty of 1 cent gold per 10 kilograms on all articles loaded or unloaded at any port, whether or not use be made of the wharf; and

(b) A tax of 46 cents gold per cubic meter on timber loaded in the port of Asuncion.

The special wharf duty (a) was to be levied from the date of the promulgation of this law, and the tax on timber (b) is to be collected as soon as the wharves which are to be constructed for loading timber are open for public use. Both the taxes will remain in force until the loan to be raised in connection with the authorized port works is paid off.

PERU.

FOREIGN COMMERCE IN 1904.

The imports into Peru, as reported by the British consul-general at Lima, during the years 1903 and 1904 were as follows:

Country.	1903.	1904.
United Kingdom	£1,486,488	£1,569,363
Australia	17,152	58,903
India	10,334	26,403
Hongkong		66,943
British Columbia	5,504	12,034
Belgium	231,072	198,149
Chile	220,112	217,901
China	62,753	11,409
France	187,219	264,504
Germany	448,315	701,521
Italy	147,813	164,156
Spain	24,169	30,884
United States	576,902	772,907
Other countries	67,313	263,926
Total	3,485,096	4,298,003
Department of Loreto	298,284	(a)
Grand total	3,783,380	4,298,003

^aIn 1904 the value of Loreto imports was distributed according to origin and included in the imports from the respective countries trading with Peru.

The exports during the same periods were as follows:

Country.	1903.	1904.
United Kingdom	£1,538,361	£2,014,156
British Columbia	29,843	9,742
Barbados	21,197	75,563
Belgium	1,493	18,231
Bolivia	192,600	261,156
Brazil	452	96,179
Chile	540,983	428,054
Colombia	13,748	15,377
Ecuador	40,903	44,814
France	100,429	301,635
Germany	327,207	342,370
Italy	12,296	15,945
Portugal (Azores)	32,849	

Country.	1903.	1904.
Spain	£36, 031	£18, 509
United States	492, 291	380, 001
Other countries	88, 151	41, 907
Total	3, 418, 844	4, 066, 639
Department of Loreto	438, 909	(a)
Grand total	3, 857, 753	4, 066, 639

^a In 1904 the total value of the Loreto exports was distributed according to respective destination.

REVENUES AND EXPENDITURES FOR 1904.

Some interesting figures showing the steady progress made by the Republic of Peru are contained in the report made to his home government by the British consul-general at Lima, as follows:

Revenue for the year ending December 31, 1904.

Maritime customs	£866, 719
Iquitos customs	120, 000
Taxes	963, 290
Salt monopoly	100, 000
Wharfage	4, 187
Sundry imposts	105, 300
Telegraphs	6, 000
Post-office	57, 840
San Lorenzo warehouses	151
Total	2, 223, 488

Expenditure for the year ending December 31, 1904.

Parliament	£48, 020
Home Office	395, 188
Foreign Office	59, 217
Justice	180, 815
Civil Service	588, 729
War and Marine	460, 186
Public Works	170, 106
	1, 902, 266
Surplus	321, 221
Total	2, 223, 488

At the end of the calendar year 1904 there was a surplus of £321,221.

EXPORTS FROM LIVERPOOL TO PERU IN 1904.

Articles.	Quantity.	Value.
Machine oil	quintals.. 2, 851	£5, 345
Do	gallons.. 4, 003	203
Mineral waters	dozen bottles.. 32, 889	6, 800
Cotton:		
In skeins	pounds.. 236, 000	33, 516
Fabrics	yards.. 28, 327, 940	374, 709
Live animals		10
Firearms		7, 549
Empty cartridges and caps	do.. 1, 782, 900	200
Food products	pounds.. 2, 776, 687	36, 118
Manufactures of:		
Bronze	tons.. 13	1, 565
Copper	do.. 67	4, 966
Leather	quintals.. 313	15, 151

Exports from Liverpool to Peru in 1904—Continued.

Articles.	Quantity.	Value.
Miscellaneous manufactures and fine hardware.....	pounds.. 137,521	£13,629
Sulphur.....	do. 1,875	193
Sugar (Iquitos).....	quintals.. 1,121	994
Boats.....	1	74
Cables and ropes.....	quintals.. 1,507	4,952
Coal.....	tons.. 5,276	3,755
Beer.....	barrels.. 595	2,710
Cement.....	tons.. 285	522
Drugs and chemicals.....	quintals.. 15,906	11,215
Tin.....	tons.. 13	1,707
Explosives (dynamite, powder).....	quintals.. 814	6,986
Hardware and steel manufactures.....	do.. 120,664	106,117
Matches (Iquitos).....	gross.. 320	23
Yarn, skeins.....	pounds.. 1,400	67
Yarn.....	1,032	1,032
Yarn, articles of.....	yards.. 137,000	4,981
Oilcloth.....	squares.. 94,600	2,782
Soap.....	quintals.. 1,442	1,517
Jute.....	yards.. 10,500	1,086
Brick, etc.....	tons.. 15	164
Wool, skeins.....	pounds.. 6,600	898
Woolen fabrics.....	yards.. 1,270,000	104,871
Wool.....	4,578	4,578
Chinaware.....	quintals.. 22,422	13,556
Lumber.....	loads.. 44	1,791
Maquinaria.....	tons.. 861	64,726
Sundry ores.....	do.. 9	723
Gold coin.....	50,270	50,270
Paper.....	quintals.. 1,235	4,417
Perfumery.....	137	137
Paints.....	quintals.. 6,685	6,992
Plated ware.....	341	341
Lead.....	tons.. 105	1,516
Ready-made clothing.....	2,014	2,014
Salt (Iquitos).....	tons.. 342	367
Silk.....	yards.. 24,331	1,533
Seeds.....	quintals.. 4	22
Miscellaneous.....	do.. 162	347
Candles, tallow and grease.....	do.. 6,457	13,215
Wines and liquors.....	gallons.. 4,742	3,512
Zinc.....	tons.. 12	348
Launches.....	1	10,400
Jute sacks from Calcutta.....	99,672	99,672
Total.....		1,059,398

LAKE TITICACA AS A SOURCE OF ELECTRIC POWER.

The Paris edition of the London Daily Mail says that Lake Titicaca, the largest lake in Peru and the highest navigable lake in the world, is to be tapped for the purpose of securing electric power. It says further that the power will be utilized to supply motive force for the southern railways of Peru, and probably also to provide electricity for lighting and other purposes in the Republic.

“M. ÉMILE GUARINI, a well-known electrical engineer, who has been commissioned by the Peruvian Government to estimate the resources of the lake, has returned from his mission full of enthusiasm. At present the southern railways of Peru consume about 140 tons of coal a day. The cost of this by the time it has been transported to the place of use has amounted to at least \$9.73 a ton. This means an average expenditure of \$1,363 a day, or \$473,357 a year for motive power on the railways.

“The interest on the capital necessary for the installation of electric power would, according to M. GUARINI, fall far below this sum, and, in addition, the electrical supply could be used for other purposes

during the night, as the trains only run in the daytime. By utilizing a stream at Arequipa, M. GUARINI thinks that a force will be obtained exceeding, by 6,000 horsepower, the power necessary for supplying the railway. The surplus, M. GUARINI says, could be used for lighting the towns, for agricultural and mining operations, and perhaps for electric navigation. Above all, M. GUARINI urges the establishment of factories at the point on the coast nearest to the lake, where small and valuable articles could be manufactured for exportation to Europe and the United States. The scheme, if realized, should enable Peru to take a prominent place among manufacturing countries."

UNITED STATES.

TRADE WITH LATIN AMERICA.

STATEMENT OF IMPORTS AND EXPORTS.

Following is the latest statement, from figures compiled by the Bureau of Statistics, United States Department of Commerce and Labor, showing the value of the trade between the United States and Latin-American countries. The report is for the month of August, 1905, with a comparative statement for the corresponding month of the previous year; also for the eight months ending August, 1905, as compared with the same period of the preceding year. It should be explained that the figures from the various custom-houses, showing imports and exports for any one month, are not received at the Treasury Department until about the 20th of the following month, and some time is necessarily consumed in compilation and printing, so that the returns for August, for example, are not published until some time in October.

IMPORTS OF MERCHANDISE.

Articles and countries.	August—		Eight months ending August—	
	1904.	1905.	1904.	1905.
Chemicals, etc.:				
Logwood (<i>Palocampeche; Páodecampeche; Campeche</i>):	<i>Dollars.</i>	<i>Dollars.</i>	<i>Dollars.</i>	<i>Dollars.</i>
Central America.....			7,420	34,360
Mexico.....			876	873
Cuba.....				1,845
Coal, bituminous (<i>Carbón bituminoso; Carrão bituminoso; Charbon de terre</i>):				
Mexico.....			698	93
Cocoa (<i>Cacao; Cobo ou cacao crú; Cacao</i>):				
Central America.....	1,630	795	150,839	21,789
Brazil.....	100,359	13,604	617,759	475,285
Other South America.....	260,944	176,472	1,258,011	1,337,981
Coffee (<i>Café; Café; Café</i>):				
Central America.....	365,035	478,977	4,467,149	5,539,936
Mexico.....	62,302	272,796	1,946,594	2,398,247
Brazil.....	5,595,514	3,731,743	32,800,943	30,342,917
Other South America.....	765,503	680,478	6,666,602	4,330,122
Copper (<i>Cobre; Cobre; Cuivre</i>):				
Mexico.....	210,798	322,357	1,281,715	2,195,427
South America.....		351	797	6,988

UNITED STATES.

1137

IMPORTS OF MERCHANDISE—Continued.

Articles and countries.	August—		Eight months ending August—	
	1904.	1905.	1904.	1905.
Fibers:				
Cotton, unmanufactured (<i>Algodón en rama; Algodao em rama; Coton, non manufacturé</i>):	<i>Dollars.</i>	<i>Dollars.</i>	<i>Dollars.</i>	<i>Dollars.</i>
South America.....	6,742	1,922	186,265	240,304
Sisal grass (<i>Henequén; Henequen; Hennequen</i>):				
Mexico.....	1,156,980	1,139,130	10,115,065	9,537,729
Fruits:				
Bananas (<i>Plátanos; Bananas; Bananes</i>):				
Central America.....	432,724	387,191	2,976,838	3,005,066
Cuba.....	158,781	94,784	1,561,567	1,185,037
South America.....	36,176	34,270	315,857	430,667
Oranges (<i>Naranjas; Laranjas; Oranges</i>):				
Central America.....	317	140	1,539	244
Mexico.....	376	256	6,609	4,285
Cuba.....	6	5	686	1,245
Fur skins (<i>Pieles finas; Pelles; Fourrures</i>):				
South America.....	35,472	111,546	133,769	285,549
Hides and skins (<i>Cueros y pieles; Couros e pelles; Cuirs et peaux</i>):				
Central America.....	84,275	51,091	395,049	373,210
Mexico.....	229,411	305,745	2,305,332	2,616,764
South America.....	1,057,641	981,096	8,028,178	9,045,107
India rubber, crude (<i>Goma elástica; Borracha crua; Caoutchouc</i>):				
Central America.....	52,239	35,025	513,897	558,217
Mexico.....	11,220	27,878	113,060	187,418
Brazil.....	1,058,199	760,342	16,438,426	19,471,200
Other South America.....	106,801	144,194	658,866	771,301
Lead, in pigs, bars, etc. (<i>Plomo en galdpagos, barras, etc.; Chumbo em linguados, barras, etc.; Plomb en saumons, en barres, etc.</i>):				
Mexico.....	364,707	237,303	2,472,919	2,239,756
South America.....	7		14,232	9,539
Sugar, not above No. 16 Dutch standard (<i>Asúcar, no superior de la escala holandesa; Assucar, não superior ao No. 16 de padrão holandês; Sucre, pas au-dessus du type hollandais No. 16</i>):				
Central America.....	31,357		117,691	44,726
Mexico.....	29,281	536	61,112	686,811
Cuba.....	4,147,648	4,625,168	51,239,122	61,671,308
Brazil.....			101,476	1,266,275
Other South America.....	104,299	101,552	730,213	1,026,525
Tobacco, leaf (<i>Tabaco en rama; Tabaco em folha; Tabac en feuilles</i>):				
Mexico.....	12,002	453	28,839	9,081
Cuba.....	802,392	852,567	6,994,343	7,548,661
Wood, mahogany (<i>Caoba; Mogno; Acajou</i>):				
Central America.....	40,387	15,819	446,934	279,574
Mexico.....	14,082	16,978	345,470	223,169
Cuba.....	19,043	17,200	137,025	52,837
South America.....	16,127		89,206	24,657
Wool (<i>Lana; Lã; Laine</i>):				
South America—				
Class 1 (clothing).....		184,758	2,581,957	8,317,999
Class 2 (combing).....	25,007	32,608	111,412	532,418
Class 3 (carpet).....	1,017	220,585	865,156	812,466

EXPORTS OF MERCHANDISE.

Agricultural implements (<i>Instrumentos de agricultura; Instrumentos de agricultura; Machines agricoles</i>):				
Central America.....	1,031	2,323	7,379	12,650
Mexico.....	31,833	57,181	247,562	283,908
Cuba.....	13,615	21,585	93,538	177,707
Argentine Republic.....	544,238	497,056	2,673,960	3,071,754
Brazil.....	4,404	10,956	32,343	143,094
Chile.....	62,698	135,591	152,651	184,067
Colombia.....	136	240	1,502	1,924
Venezuela.....	263	71	708	802
Other South America.....	11,174	34,835	79,423	154,043

1138 INTERNATIONAL BUREAU OF THE AMERICAN REPUBLICS.

EXPORTS OF MERCHANDISE—Continued.

Articles and countries.	August—		Eight months ending August—	
	1904.	1905.	1904.	1905.
Breadstuffs:				
Corn (Maiz; Mïho; Mais):				
Central America.....	Dollars. 1,361	Dollars. 13,188	Dollars. 32,099	Dollars. 443,528
Mexico.....	15,153	53,563	78,970	391,933
Cuba.....	80,651	88,336	498,570	773,985
South America.....	1,490	2,419	13,764	143,719
Wheat (Trigo; Trigo; Blé):				
Central America.....		3,355	18,417	11,136
Mexico.....	4	236,747	15,228	294,617
South America.....		352	1,197	MI
Wheat flour (Harina de trigo; Farinha de trigo; Farine de blé):				
Central America.....	92,906	132,917	913,825	1,400,406
Mexico.....	13,544	21,856	112,294	203,995
Cuba.....	227,744	288,685	1,918,547	2,298,754
Brazil.....	158,342	80,376	1,227,920	726,180
Colombia.....	31,455	98,959	332,813	366,967
Other South America.....	164,714	190,846	1,162,853	1,602,754
Carriages, etc.:				
Carriages, cars, etc., and parts of (Carruajes, carros y sus accesorios; Carruagens, carros e partes de carros; Voitures, wagons et leurs parties):				
Central America.....	3,081	68,503	117,619	260,292
Mexico.....	87,511	137,878	1,557,124	860,474
Cuba.....	21,651	57,384	174,820	435,460
Argentine Republic.....	44,336	166,511	424,262	1,215,298
Brazil.....	4,145	2,545	21,819	38,585
Chile.....	2,736	48,217	37,518	123,531
Colombia.....	2,508	6,880	24,310	23,551
Venezuela.....	507	1,480	19,119	4,903
Other South America.....	1,499	40,523	83,311	113,828
Cycles, and parts of (Bicicletas y sus accesorios; Bicyclos e accesorios; Bicyclettes et leurs parties):				
Central America.....	347	1,980	2,679	3,650
Mexico.....	3,154	6,142	29,403	40,728
Cuba.....	5,560	4,832	23,912	28,072
Argentine Republic.....	124	2,493	11,603	9,962
Brazil.....	1,410	885	9,879	4,301
Colombia.....	313	665	3,401	1,704
Venezuela.....		55	187	615
Other South America.....	1,422	1,066	9,906	8,636
Copper (Cobre; Cobre; Cuivre):				
Mexico.....	84,214	106,437	714,935	717,855
Cotton:				
Cotton, unmanufactured (Algodón non manufacturado; Algodão não manufacturado; Coton, non manufacturé):				
Mexico.....	139,862	132,427	1,268,744	1,874,000
South America.....	9,258		9,258	
Cotton cloths (Tejidos de algodón; Fazendas de algodão; Coton, manufacturé):				
Central America.....	88,450	102,696	883,919	1,041,703
Mexico.....	21,950	47,115	134,265	219,250
Cuba.....	80,796	179,101	416,422	812,400
Argentine Republic.....	5,130	33,638	141,235	296,700
Brazil.....	35,236	56,291	396,840	517,998
Chile.....	37,607	96,257	426,072	528,098
Colombia.....	80,028	46,096	518,715	342,000
Venezuela.....	25,797	34,975	227,399	277,100
Other South America.....	25,196	50,469	275,965	338,914
Wearing apparel (Ropa de algodón; Roupa de algodão; Vêtements en coton):				
Central America.....	43,122	35,740	375,405	432,291
Mexico.....	49,879	81,288	345,071	454,465
Cuba.....	29,246	44,515	203,779	274,534
Argentine Republic.....	20,435	22,606	127,771	245,700
Brazil.....	2,176	5,497	63,396	77,906
Chile.....	1,003	1,825	12,250	12,999
Colombia.....	13,515	4,483	78,552	32,342
Venezuela.....	1,757	1,038	27,975	13,757
Other South America.....	1,890	6,564	28,271	37,079
Electric and scientific apparatus (Aparatos eléctricos y científicos; Aparelhos electricos e scientificos; Appareils électriques et scientifiques):				
Central America.....	10,285	15,202	121,451	103,382
Mexico.....	36,278	43,070	365,752	586,981
Argentine Republic.....	30,494	25,221	114,915	123,789

UNITED STATES.

1139

EXPORTS OF MERCHANDISE—Continued.

Articles and countries.	August—		Eight months ending August—	
	1904.	1905.	1904.	1905.
Electric and scientific apparatus, etc.—Continued.				
Brazil.....	Dollars. 18,989	Dollars. 27,571	Dollars. 223,576	Dollars. 301,052
Chile.....	10,750	18,057	56,883	70,263
Venezuela.....	7,517	6,089	55,108	72,647
Other South America.....	11,016	24,243	117,045	139,367
Iron and steel, manufactures of:				
Steel rails (Carviles de acero; Trilhos de aço; Rails d'acier):				
Central America.....	4,871	414	91,187	269,502
Mexico.....	43,470	337,917	488,313	1,105,604
South America.....	129,467	365,159	367,311	1,667,050
Builders' hardware, and saws and tools (Materiales de metal para construcción, sierras y herramientas; Ferragens, serras e ferramentas; Matériaux de construction en fer et acier, scies et outils):				
Central America.....	12,133	41,225	140,706	199,802
Mexico.....	55,655	116,975	522,343	679,479
Cuba.....	32,052	71,225	224,198	406,128
Argentine Republic.....	45,722	64,797	307,811	412,325
Brazil.....	12,461	29,905	170,352	247,967
Chile.....	15,783	21,553	107,125	104,108
Colombia.....	5,277	7,051	67,262	42,812
Venezuela.....	2,831	2,417	32,522	19,427
Other South America.....	12,144	20,847	130,822	157,123
Sewing machines, and parts of (Máquinas de coser y accesorios; Máquinas de coser e accesorios; Machines à coudre et leurs parties):				
Central America.....	7,763	15,700	61,787	65,894
Mexico.....	49,457	60,929	411,603	375,241
Cuba.....	37,364	51,437	211,323	284,614
Argentine Republic.....	44,517	101,884	231,021	384,738
Brazil.....	16,724	13,416	82,873	97,232
Colombia.....	11,841	5,349	67,136	37,773
Other South America.....	23,977	45,066	192,326	243,448
Steam engines, and parts of (Locomotoras y accesorios; Locomotivas e accesorios; Locomotifs et leurs parties):				
Central America.....	27,800	17,350	52,450	36,450
Mexico.....	40,683	25,870	1,613,760	188,991
Cuba.....	21,700	9,458	75,071	62,341
Argentine Republic.....			120,910	207,448
Brazil.....	9,275	28,456	93,541	127,356
Colombia.....		8,603	34,251	18,933
Other South America.....	12,925	43,725	131,077	97,858
Typewriting machines, and parts of (Máquinas de escribir y accesorios; Máquinas de escribir e accesorios; Machines à écrire et leurs parties):				
Central America.....	1,521	3,213	12,774	33,992
Mexico.....	19,548	25,036	152,815	220,109
Cuba.....	3,949	5,309	29,828	44,975
Argentine Republic.....	5,467	11,508	36,187	64,922
Brazil.....	1,314	9,830	14,045	33,388
Colombia.....	523	1,438	5,411	8,044
Other South America.....	2,968	16,070	63,776	115,015
Leather, other than sole (Cuero distinto del de suela; Couro não para solas; Cuir, autres que pour semelles):				
Central America.....	8,871	8,235	84,222	100,961
Mexico.....	3,784	6,208	43,400	56,264
Cuba.....	21,054	29,242	134,511	172,998
Argentine Republic.....	8,645	29,414	93,535	176,619
Brazil.....	1,713	15,083	65,979	85,611
Chile.....	2,472	4,377	26,391	31,474
Colombia.....	2,828	5,740	24,344	21,757
Venezuela.....	5,769	3,952	44,757	30,590
Other South America.....	4,013	9,024	34,349	53,914
Boots and shoes (Calzado; Calçado; Chaussures):				
Central America.....	17,694	20,018	163,305	173,131
Mexico.....	75,775	352,522	532,238	1,100,467
Colombia.....	9,726	3,088	78,482	42,009
Other South America.....	13,632	23,137	87,040	152,603
Naval stores:				
Rosin, tar, etc. (Resina y alquitran; Resina e alcatrão; Résine et goudron):				
Central America.....	957	2,295	11,298	13,427
Mexico.....	2,240	2,681	8,832	10,890
Cuba.....	5,950	8,681	38,949	45,463

1140 INTERNATIONAL BUREAU OF THE AMERICAN REPUBLICS.

EXPORTS OF MERCHANDISE—Continued.

Articles and countries.	August—		Eight months ending August—	
	1904.	1905.	1904.	1905.
	Dollars.	Dollars.	Dollars.	Dollars.
Naval stores—Continued.				
Resin, tar, etc.—Continued.				
Argentine Republic.....		4,261	57,848	57,407
Brazil.....	24,421	50,437	239,636	318,156
Chile.....	629	6,719	12,292	16,395
Colombia.....	671	2,756	12,759	12,115
Venezuela.....	2,623	1,544	19,327	18,492
Other South America.....	676	11,241	87,100	95,005
Turpentine (Aguarrás; Agua-ra; Terébinthine):				
Central America.....	3,083	4,816	14,807	18,126
Mexico.....	661	927	5,354	5,626
Cuba.....	5,874	5,493	39,549	42,569
Argentine Republic.....	8,501	16,608	126,013	88,214
Brazil.....	7,916	15,402	61,697	81,533
Chile.....	5,327	16,276	28,616	47,407
Colombia.....	772	617	4,636	3,861
Venezuela.....	556	419	6,225	4,120
Other South America.....	2,796	4,963	28,713	28,888
Oils, mineral, crude (Aceites minerales, crudos; Oleos minerales, crús; Huiles minerales, brutes):				
Mexico.....	85,644	1,012	554,516	492,546
Cuba.....	34,714	26,833	304,434	307,822
Oils, mineral, refined or manufactured (Aceites minerales, refinados ó manufacturados; Oleos minerales, refinados ou manufacturados; Huiles minerales, raffinés ou manufacturés):				
Central America.....	14,494	25,594	203,199	207,426
Mexico.....	13,466	23,947	129,295	171,150
Cuba.....	17,030	18,871	151,698	220,809
Argentine Republic.....	100,313	271,560	1,396,856	1,402,708
Brazil.....	248,936	221,938	1,503,363	1,689,228
Chile.....	39,992	144,132	586,429	726,010
Colombia.....	6,649	9,758	89,094	80,454
Venezuela.....	12,105	11,264	100,945	94,917
Other South America.....	60,228	121,214	548,026	587,377
Oils, vegetable (Aceites vegetales; Oleos vegetaes; Huiles végétales):				
Central America.....	1,106	3,062	19,578	21,861
Mexico.....	25,689	32,851	884,661	475,002
Cuba.....	4,524	9,167	24,858	67,726
Argentine Republic.....	7,716	3,986	58,823	18,650
Brazil.....	27,000	18,628	246,371	130,941
Chile.....	1,351	1,397	10,078	23,106
Other South America.....	15,940	16,899	91,276	110,774
Provisions, comprising meat and dairy products:				
Beef, canned (Carne de vaca en latas; Carne de vacca em latas; Beef conserved):				
Central America.....	886	2,154	12,370	16,149
Mexico.....	3,122	5,404	12,976	28,131
Cuba.....	356	2,337	5,305	11,210
Argentine Republic.....			481	122
Brazil.....	922	118	5,009	2,915
Colombia.....	370	157	2,248	2,532
Other South America.....	1,378	3,317	17,715	16,745
Beef, salted or pickled (Carne de vacca, salada ó en salmuera; Carne de vacca, salgada ou em salmoura; Beef salted ou en saumure):				
Central America.....	6,619	6,822	34,362	51,094
Mexico.....	76	923	623	3,529
Cuba.....	68	616	1,009	2,079
Brazil.....	15	915	1,201	2,077
Chile.....	375	842	2,814	2,379
Colombia.....	487	1,490	7,081	8,986
Other South America.....	11,648	30,418	112,168	123,126
Tallow (Sebo; Sebo; Suif):				
Central America.....	18,054	7,666	77,910	73,524
Mexico.....	2,186	12,473	9,961	28,624
Cuba.....	743		21,011	2,964
Brazil.....			4,397	8
Chile.....		3,741	10,398	16,569
Colombia.....	1,499	1,150	7,872	6,845
Other South America.....	1,421	5,309	25,538	35,864
Bacon (Tocino; Tuscinho; Lard fumé):				
Central America.....	2,734	1,086	19,771	6,458
Mexico.....	3,044	2,821	28,178	25,397
Cuba.....	75,486	44,289	253,686	278,285
Brazil.....	5,056	7,141	58,160	53,095
Colombia.....	13	136	1,496	467
Other South America.....		1,550	14,994	9,740

EXPORTS OF MERCHANDISE—Continued.

Articles and countries.	August—		Eight months ending August—	
	1904.	1905.	1904.	1905.
Provisions, etc.—Continued.				
Hams (Jamones; Presunto; Jambons):				
Central America	2,977	7,613	28,842	49,469
Mexico	8,289	12,128	58,621	83,635
Cuba	26,561	50,198	286,508	307,603
Brazil			1,458	729
Colombia	136	598	5,643	4,694
Venezuela	3,596	3,157	22,276	20,485
Other South America	3,704	6,739	20,570	26,116
Pork (Carne de puerco; Carne de porco; Porc):				
Central America	9,445	16,624	84,993	99,822
Cuba	19,103	50,580	148,218	293,370
Brazil	2,430	171	17,142	28,113
Colombia	563	890	3,535	7,240
Other South America	13,245	26,603	161,506	155,877
Lard (Manteca; Banha; Saindouz):				
Central America	10,016	45,078	85,432	305,235
Mexico	45,255	40,942	180,906	257,017
Cuba	156,793	265,151	1,094,211	1,537,352
Argentine Republic			2,207	1,775
Brazil	21,110	7,722	176,858	80,075
Chile	5,511	11,617	32,257	54,048
Colombia	5,704	41,749	181,122	209,836
Venezuela	21,774	41,997	163,451	236,721
Other South America	44,366	40,059	231,914	246,443
Butter (Mantequilla; Manteiga; Beurre):				
Central America	4,834	7,970	42,898	57,485
Mexico	7,452	11,695	71,674	90,832
Cuba	2,288	1,795	14,359	18,509
Brazil	11,695	14,664	92,241	95,557
Colombia	904	1,478	9,510	8,557
Venezuela	5,247	8,266	57,246	89,733
Other South America	632	2,174	10,408	17,458
Cheese (Queso; Queijo; Fromage):				
Central America	2,900	4,669	21,019	37,950
Mexico	4,779	3,715	34,439	27,614
Cuba	1,074	814	9,369	12,439
Brazil			21	
Colombia	146	170	2,121	2,745
Other South America	67	53	576	508
Tobacco, unmanufactured (Tabaco no manufacturado; Tabaco no manufacturado; Tabac non manufacturé):				
Central America	3,077	5,912	34,450	40,141
Mexico	26,454	13,461	125,047	79,052
Argentine Republic	1,195	5,141	22,991	29,216
Colombia	881		14,701	5,686
Other South America	10,560	8,140	53,029	58,049
Tobacco, manufactures of (Manufacturas de tabaco; Manufacturas de tabaco; Tabac fabriqué):				
Central America	4,447	11,277	61,059	72,414
Mexico	30,190	38,598	12,048	15,205
Cuba	9,289	14,013	84,015	76,865
Argentine Republic	396	3,752	1,571	9,289
Brazil				70
Colombia	1,303	61	4,235	6,500
Other South America	4,838	6,024	32,677	32,610
Wood, and manufactures of:				
Wood, unmanufactured (Madera no manufacturada; Madeira no manufacturada; Bois brut):				
Central America	33,722	37,614	98,460	256,496
Mexico	30,190	38,598	357,407	507,585
Cuba	540	702	7,011	36,881
Argentine Republic	826		28,476	47,201
Brazil	47		11,165	684
Chile			15,270	32,248
Colombia	1,527		2,241	12,544
Other South America	5,415	24,950	63,877	80,917
Lumber (Maderas; Madeiras; Bois de construction):				
Central America	37,079	26,938	159,477	300,348
Mexico	145,965	155,541	1,466,844	1,136,636
Cuba	128,815	169,014	909,498	1,170,885
Argentine Republic	200,968	131,479	1,880,275	1,348,292
Brazil	56,788	16,190	414,207	863,100
Chile	24,034	63,378	276,873	301,365
Colombia	1,540	1,574	38,245	36,690
Venezuela	314	485	12,741	5,260
Other South America	9,661	24,100	494,311	479,792

EXPORTS OF MERCHANDISE—Continued.

Articles and countries.	August—		Eight months ending August—	
	1904.	1905.	1904.	1905.
Wood, and manufactures of—Continued.				
Furniture (<i>Muebles; Mobilia; Meubles</i>):				
Central America.....	Dollars. 7,881	Dollars. 25,015	Dollars. 56,392	Dollars. 149,349
Mexico.....	42,201	64,878	405,311	472,508
Cuba.....	40,376	70,327	310,128	437,672
Argentine Republic.....	10,158	43,718	70,157	201,139
Brazil.....	3,358	2,987	21,989	19,366
Chile.....	1,654	12,190	17,057	42,394
Colombia.....	3,105	2,753	29,174	28,602
Venezuela.....	2,014	1,131	7,259	24,400
Other South America.....	3,842	10,607	46,013	69,050

CONSULAR TRADE REPORTS.

The following reports are furnished the International Bureau of the American Republics by the various Latin-American consular officers at the ports mentioned:

The Consul-General of Mexico at San Francisco, California, advises that the imports of Mexican products through the port of San Francisco during the month of August, 1905, aggregated an invoice value of \$427,320, made up of the following items:

Gold bullion.....	\$64,015
Gold coin.....	1,000
Silver bullion.....	158,001
Silver ores.....	127,743
Sundry products.....	76,561
Total.....	427,320

The exports from San Francisco to Mexico during the same period amounted to \$128,829, of which sum \$7,701 was the value of foreign merchandise reexported. The exports of Mexican *peron* to Hongkong and other Asiatic ports during the month of August, consisted of Mexican *peron* to the number of 6,137.

The exports of Mexican products from the Republic of Mexico to the United States through the port of Nogales, Arizona, during the month of August, 1905, according to the report of the Mexican Consul at Nogales, amounted to \$887,628 Mexican silver, and consisted of the following items:

Product.	Quantity.	Value, Mexican silver.
Copper bullion.....	pounds.. 3,923,084	\$470,867
Fruits.....	do.. 250	97
Hides.....	do.. 74,968	7,744
Gold bullion and dust.....	ounces.. 5,385	111,708
Lead bullion.....	pounds.. 10,795	216
Leaf tobacco.....	do.. 1,219	466
Lime.....	do.. 200	2
Oranges.....	do.. 120	2
Onions.....	do.. 200	250,007
Salt.....	pounds.. 500	3
Silver bullion.....	ounces.. 77,480	46,480
Total.....		887,628

The imports into Mexico from the United States through the port of Nogales during the month of August, 1905, aggregated a value of \$388,097.50, and consisted of the following articles:

Animal substances	\$29,106.75
Arms and explosives	916.56
Chemical products	8,083.66
Machinery and parts thereof	122,407.50
Mineral products	54,555.00
Paper and paper products	3,162.02
Spirituous beverages	1,660.48
Textile products	42,597.75
Vegetable products	104,007.65
Vehicles	5,849.10
Miscellaneous	15,751.03
Total	388,097.50

Imports by countries.

United States	\$354,843.97
England	20,596.47
France	1,569.81
Germany	10,220.85
Belgium	384.00
Japan	482.40
Total	388,097.50

The Consul-General of Mexico at New York reports that during the month of August, 1905, 10 vessels proceeding from Mexican ports entered the harbor of New York City, bringing 90,139 packages of merchandise. During the same month the vessels clearing from the port of New York numbered 14, carrying 402,122 packages of merchandise consigned to Mexican ports. The imports in detail from Mexico to New York in August, 1905, were as follows:

Article.	Quantity.	Article.	Quantity.
Alligator skins..... bales..	25	Hides..... bales..	2,541
Bones..... packages..	10	Hides, loose.....	2,103
Broom root..... bales..	1,589	Honey..... barrels..	318
Chicle gum..... do.....	550	Ixtle..... bales..	3,858
Cigars..... boxes..	81	Lead bullion..... bars..	45,896
Coffee..... sacks..	11,086	Metals..... boxes..	374
Copper bullion..... bars..	3,430	Ores..... sacks..	1,882
Deerskins..... bales..	225	Rubber, crude..... bales..	307
Fustic..... logs..	4,005	Sarsaparilla..... do.....	147
Gambekins..... bales..	723	Sugar..... do.....	14
Hair..... do.....	24	Tecall marble..... pieces..	21
Henequen..... do.....	10,251	Tobacco, leaf..... bales..	307
Heron plumes..... boxes..	2	Vanilla..... boxes..	370

The Mexican Consul at Philadelphia, Pennsylvania, reports that during the month of August, 1905, seven vessels cleared from that port destined to Mexican ports, carrying merchandise to the value of \$63,017.26, consisting almost entirely of cargoes of coal.

The Consul-General of Venezuela in New York advises that the exports from the port of New York to Venezuelan ports during the

month of February, 1905, consisted of 2,263,092 kilograms of merchandise, valued at 1,770,169 bolivares. The following table shows the shipments to the different ports in February, 1905, compared with the shipments in February, 1904:

Ports.	Remarks.	February, 1904.			
		Packages.	Quantity.	Value.	
La Guaira	Merchandise	22,706	<i>Kilos.</i> 1,273,020.15	<i>Bolivares.</i> 719,083.35	
Puerto Cabello	do	11,184	443,336.85	224,815.45	
Maracaibo	do	8,556	439,799.50	260,639.95	
do	Oro	6	128.00	350,000.00	
Caripapano	Merchandise	1,989	210,347.00	80,074.20	
Guanta	do				
Cumaná	do				
Ciudad Bolívar	do				
Totals		44,441	2,366,663.50	1,634,612.96	

Ports.	Remarks.	February, 1905.			Decrease.	Increase.
		Pack-ages.	Quantity.	Value.		
La Guaira	Merchandise	19,834	<i>Kilos.</i> 1,391,643.57	<i>Bolivares.</i> 597,429.15	<i>Bolivares.</i> 121,654.20	<i>Bolivares.</i>
Puerto Cabello	do	10,140	349,940.10	200,080.05	24,735.40	
Maracaibo	do	6,738	402,437.75	315,920.35		141,497.80
do	Oro				350,000.00	
Caripapano	Merchandise	1,426	66,276.00	20,560.15	59,447.15	
Guanta	do	155	21,222.00	11,719.70		11,719.70
Cumaná	do	155	8,655.00	3,170.00		3,170.00
Ciudad Bolívar	do	776	22,918.00	21,290.00		21,290.00
Totals		39,824	2,263,092.42	1,170,169.40	555,836.75	177,617.50

RECOGNITION OF LATIN-AMERICAN CONSULAR OFFICERS.

The International Bureau of the American Republics has been informed by the Department of State that the following foreign consular officers have been recognized in the United States:

ANTONIO LOZANO Y CASTRO, Consul ad interim of Mexico at Los Angeles, California, for Los Angeles and its dependencies.

JOSE AGUSTIN VERDUGO GARNHAM, Consul of Chile in California.

JORGE FERAN, Consul of Colombia at San Francisco, California.

CARL HUGO ARNAL, Consul of Cuba at Newport News, Virginia.

HOWARD S. JONES, Vice-Consul of Paraguay at Philadelphia, Pennsylvania.

FOREIGN COMMERCE, AUGUST, 1905.

The figures of the Bureau of Statistics giving the totals of the foreign commerce of the United States for the month of August, 1905, and for eight months of the calendar year show an unusual gain in both imports and exports. The total value of imports was \$95,826,548, against \$87,737,868 last year. The progressive gain appears in tracing back the figures to \$82,049,261 in 1903, \$78,923,281 in 1902, \$73,127,217 in 1901, and \$61,820,488 in 1900. For eight months the value of imports reached the unexampled figures for that period of \$770,345,809,

an increase of \$103,076,445 over last year, when they were \$667,269,364. This shows a small decrease from the previous year, when they were \$676,981,594, but in 1902 they were \$614,413,297, in 1901 \$579,650,756, and in 1900 \$564,898,833. On the whole there has been substantial progress in foreign imports in the last six years.

The increase in exports for the month of August was considerably larger than that in imports, largely on account of the unusual quantity of cotton sent abroad. The total is \$117,453,581 for the month against \$92,253,881 last year, an increase of more than \$25,000,000. Nearly one-half the gain appears in cotton, the value of that staple exported being \$17,232,269 against \$6,136,334 in August last year. There was also an increase in breadstuffs from \$5,341,838 to \$7,826,335, in provisions from \$14,157,270 to \$17,072,808, and in mineral oil from \$6,580,890 to \$6,918,821. These four "domestic products" account for about two-thirds of the entire gain for the month as compared with August last year.

Running the record of exports back to 1900, we do not find so steady a gain as in imports. Those of 1903 were below last year, being \$89,446,557; but in 1902 they were valued at \$94,942,310, in 1901 at \$108,024,209, and in 1900 at \$103,575,965. This year makes a new August record in spite of the fact that the important item of breadstuffs runs low. The record for eight months is also the highest. The total this year is \$966,353,025, compared with \$851,203,457 last year. Here again cotton is an important factor in the increase, the total value for eight months being \$187,578,010 against \$153,272,768 last year. The gain in breadstuffs was from \$61,956,893 last year to \$74,037,388 this, and in provisions from \$126,205,856 to \$137,439,604, while there was a decline in mineral oil from \$51,461,972 to \$49,981,700. These figures indicate that of a gain of \$115,149,568 for the eight months, about one-half is to be accounted for by the four leading items of "domestic products." The highest previous value of exports for the eight months was \$939,329,341 for that period ending with August, 1901. In 1900 it had reached \$916,062,516, but in 1902 it declined to \$821,929,100, and in 1903 was \$878,911,631, from which there was another decline to \$851,203,457. The full summary for August and for the eight months is likely to show another substantial gain in manufactured exports.

The gold movement has been light since the first two months of the present year. The amount imported in August was \$3,146,223, while \$274,153 was exported, leaving an excess of imports of \$2,872,070. Last year in August there was an export of \$10,762,818 and an import of \$7,764,491, making an excess of \$2,998,327 in the export. Our gold imports for eight months amounted to \$24,699,625, but the exports exceeded them by \$16,565,392, the total being \$41,265,017. Of this amount, \$31,622,490 was sent abroad in January and February,

being part of an unusual movement which began in November last year. While the gold exports for twelve months ending with August amounted to \$82,181,384, and was \$37,132,160 in excess of the imports, \$65,938,740 of the export took place in the four months November to February inclusive, an unusual time for such a movement, which was determined mainly by loans connected with the war in the East.

STATISTICS OF THE PETROLEUM INDUSTRY.

According to figures published by the United States Geological Survey the total quantity and value of crude petroleum produced in the United States in 1904 was as follows:

State and district.	Barrels.	Value.	Value per barrel.
California	29,649,434	\$8,265,434	\$0.279
Colorado	501,763	578,035	1.152
Indiana	11,339,124	12,285,674	1.079
Indian Territory			
Oklahoma	1,366,748	5,447,622	.969
Kansas	4,250,779		
Kentucky	906,284	984,938	.986
Tennessee			
Louisiana	2,941,419	1,068,605	.363
Michigan	2,572	4,769	1.854
Missouri			
New York	938,234	1,526,976	1.6275
Ohio:			
Eastern and southern	5,526,146	8,993,803	1.6275
Lima	13,350,060	14,735,129	1.1075
Mecca-Belden	425	1,583	3.725
Total	18,876,631	23,730,515	1.257
Pennsylvania:			
Franklin	48,499	193,996	4.00
Pennsylvania	11,251,183	18,311,300	1.6275
Smiths Ferry	1,110	1,807	1.6275
Total	11,300,792	18,507,103	1.6377
Texas	22,241,413	8,156,220	.367
West Virginia:			
West Virginia	12,636,253	20,557,556	1.6268
Petroleum			
Volcano	8,433	26,225	3.11
Total	12,644,686	20,583,781	1.628
Wyoming	11,542	80,794	7.00
Total	117,068,421	101,170,466	.864

^aIn addition to this quantity 3,670,000 barrels were produced and unsold at close of 1904.

Treasury Department Circular No. 62 of May 13, 1905, states that the proviso to paragraph 626, act of July 24, 1897, provides that "if there be imported into the United States crude petroleum, or the products of crude petroleum produced in any country which imposes a duty on petroleum or its products exported from the United States, there shall in such cases be levied, paid, and collected a duty upon said crude petroleum or its products so imported equal to the duty imposed by such country."

The appended schedule shows the Latin-American countries imposing

duty on crude petroleum and its products, with the respective rates of duty so imposed.

Argentine Republic.—Crude petroleum, 25 per cent on a valuation of 10 centavos per kilogram. Naphthas derived from petroleum and "carbures" with a boiling point under 90° C., free; "ligroin" and similar products, and natural benzines with a boiling point below 120° C., 25 per cent on a valuation of 10 centavos per kilogram.

Bolivia.—Gasoline, naphtha, paraffin, petroleum, or kerosene, 30 per cent on a valuation of 8 centavos per kilogram, gross weight.

Brazil.—Naphtha, imported at Rio de Janeiro, \$4.98 per 100 kilograms; imported at other ports, \$4.74 per 100 kilograms; refined illuminating oil, kerosene, and gasoline, imported at Rio de Janeiro, \$2.31 per 100 kilograms; imported at other ports, \$2.21; lubricating, dark, black, or colored oil and residum of distilled petroleum, imported at Rio de Janeiro, \$1.33 per 100 kilograms; imported at other ports, \$1.26.

Chile.—Crude petroleum, free; products of petroleum, 25 per cent ad valorem.

Colombia.—Petroleum, unrefined, and gasoline for fuel in motors and for manufacturing machinery, 1 cent gold per kilogram; petroleum and gasoline, class 3, 2 cents gold per kilogram; petroleum, refined, for lighting, 5 cents gold per kilogram; paraffin, manufactured into candles, 10 cents gold per kilogram; benzine and vaseline, 3 cents gold per kilogram.

Costa Rica.—Crude petroleum, free; refined petroleum, 30 centimes of a colon per kilogram, gross weight.

Cuba.—Crude oils derived from schists, including crude petroleum, axle grease for cars and carts, \$1.40 per 100 kilograms; crude petroleum to be used exclusively in the manufacture of illuminating gas and only at gas works of Cuba, 70 cents per 100 kilograms; cordage oil 70 cents per 100 kilograms.

Curaçao.—Petroleum, 3 per cent ad valorem.

Dominican Republic.—Refined petroleum, 11½ cents customs duties and 4 cents municipal per gallon; all other products and crude petroleum, 75 per cent ad valorem.

Dutch Guiana.—Kerosene, oleine, "votogen," gas, and other oils extracted from minerals and rock, if inflammable at a temperature of 22° C., 75 cents (Dutch) per liter, and in all other cases 5 cents (Dutch) per liter.

Ecuador.—Gasolene, free; machine oil and tar, 0.05 cent of sucre per kilogram; grease, 0.02 cent of sucre per kilogram.

Guatemala.—Petroleum, crude, 1 cent per kilogram, gross weight; petroleum, refined, and gasoline, 5 cents per kilogram, gross weight; lubricating oils, 10 cents per kilogram, gross weight; benzine in packages of 1 liter or more, 30 cents per liter, in packages of less than 1 liter,

40 cents per kilogram, gross weight; paraffin, 30 cents per kilogram, gross weight; vaseline, in tins of 500 grams or more, 50 cents per kilogram, in tins of less than 500 grams, 35 cents per kilogram, less weight of outside packing.

Haiti.—Kerosene, \$4.80 per 100 gallons.

Mexico.—Crude and mineral oil, 3 cents per net kilogram; refined petroleum, benzine, paraffin, etc., 8 cents per gross kilogram.

Nicaragua.—Mineral oil, impure, refined, and petroleum of all kinds, 4 centavos per kilogram; gasoline, benzine, and crude paraffin, 10 centavos per kilogram; paraffin candles, 15 centavos per kilogram; vaseline, plain, 30 centavos per kilogram.

Panama.—Petroleum and its products, 10 per cent ad valorem.

Paraguay.—Crude petroleum free; products of naphtha or kerosene for lighting, tariff valuation of 3 cents per liter on kerosene, 35 per cent for Government duties plus 1 per cent and 2 per cent additional on account of special laws; unrefined naphtha, free.

Peru.—Petroleum, crude, 5 centavos per each metric quintal; gasoline, naphtha, paraffin, petroleum, or kerosene, 6 centavos per liter.

Salvador.—Gasoline, free; kerosene, petroleum, and naphtha, 6 centavos per kilogram.

Uruguay.—Petroleum, crude, in casks, 1 cent per liter, plus 5 per cent "additional" and 3 per cent tax for the port on a valuation of 2 cents per liter; petroleum, refined, 2½ cents per liter, plus the 5 per cent "additional" and 3 per cent tax for the port on a valuation of 4.8 cents per liter.

Venezuela.—Petroleum, crude, 0.15½ bolivar per kilogram; kerosene, 0.38½ bolivar per kilogram.

CONSUMPTION OF TOBACCO.

"Tobacco Leaf" reports the manufacture in the United States during the fiscal year ended June 30, 1905, of 7,689,337,207 cigars, an increase of 185,020,437 over the output of the preceding year. The export trade in these goods is quite insignificant, and, compared with this enormous total, the import trade in foreign-made cigars is little more than an inconsiderable incident.

The cigarette output for the year was 3,368,212,740, an increase of 141,530,479 over 1904. The United States produced 21,131,861 pounds of snuff, an increase of 947,281 pounds. The output of smoking and chewing tobacco increased only about 2 per cent, from 328,650,710 pounds to 334,489,110 pounds. The total value of all this is not given, but the figures of the smaller output of that year are given by the census of 1900 as follows:

Tobacco, chewing, smoking, and snuff	\$103,754,362
Tobacco, cigars, and cigarettes	160,223,158
Total	263,977,514

The development of this industry is indicated by the census figures, which show the value of the product for 1880 as \$116,772,631; for 1890 as \$195,536,862, and for 1900 as \$263,977,514. The increase for last year will certainly bring the figures to more than \$300,000,000, which is a very pretty sum to spend for this form of combustibles.

Compared with the domestic trade the foreign commerce in the weed amounts to little. The total importation last year of tobacco in all its forms amounted to \$22,145,846, and the exportation to \$37,123,514.

TREASURY STATEMENT, FIRST QUARTER, 1905-6.

The business of the Government of the United States for the first quarter of the fiscal year 1905-6, which ended September 30, 1905, is encouraging to Treasury officials. It is estimated that the deficiency in the Treasury, which was \$18,119,947 on June 30, will be reduced to below \$10,000,000.

The excess of receipts over expenditures the month of September, not including Saturday, the 30th, is more than \$9,000,000. The total receipts for September will exceed \$50,000,000, against almost \$45,000,000 the same month of last year. The receipts for the three months will reach early \$147,000,000. For the same period last year it was \$136,190,771.

The expenditures for September, 1904, were \$38,870,000, while in September, 1905, they reached more than \$41,000,000. For the last three months they will exceed \$165,000,000 against more than \$154,000,000 for the same period last year.

IMMIGRATION IN 1904-5.

During the fiscal year ended June 30, 1905, more than 1,100,000 immigrants entered the United States. This breaks all previous records.

The arrivals in that period were 1,027,421. The previous high figure was in 1903 when the total number was 857,046. More immigrants entered the United States in the past year than during the entire four years of 1894, 1895, 1897, and 1898. During the last fiscal year 275,693 immigrants came from Austria-Hungary, more than any other nationality. Italy dropped to second place for the first time in six years, the total from that country having been 221,479. Russia came third with 184,897, while Great Britain was fourth with 137,057. The Scandinavian countries contributed 60,625.

Since 1820, or in eighty-six years, the total number of immigrants arriving in the country has been 22,932,905. Of this number 7,286,357 came from Great Britain, 5,187,094 from Germany, 2,000,252 from Italy, 1,971,431 from Austria (all since 1861), 1,730,722 from Scandinavia, 1,452,629 from Russia, 428,894 from France, 291,455 from China (mostly between 1853 and 1883), 220,200 from Switzerland,

146,168 from Netherlands, 88,909 from Japan (all since 1893), and 2,059,636 from all other countries.

During the year the number entering through Ellis Island, New York, was 788,289; Boston admitted 65,111; Baltimore stood third with 62,314; Montreal, Canada, including border stations, stood fourth, having admitted 40,488; Philadelphia came next with 23,824; San Francisco admitted 6,955; Vancouver admitted 3,913, and all other United States ports admitted 36,577.

PRESIDENTIAL PROCLAMATION PROHIBITING THE EXPORTATION OF ARMS AND AMMUNITION.

The exportation of arms, ammunition, and munitions of war of every kind from any port in the United States or in Porto Rico to any port in the Dominican Republic is prohibited by a Presidential proclamation issued at the State Department on October 14, 1905.

The proclamation follows:

“Whereas by a joint resolution approved April twenty-second, eighteen hundred and ninety-eight, entitled ‘Joint resolution to prohibit the export of coal or other material used in war from any seaport of the United States,’ the President is ‘authorized in his discretion, and with such limitations and exceptions as shall seem to him expedient, to prohibit the export of coal or other material used in war from any seaport of the United States until otherwise ordered by the President or by Congress.’

“Now, therefore, I, THEODORE ROOSEVELT, President of the United States of America, for good and sufficient reasons unto me appearing, and by virtue of the authority conferred upon me by the said joint resolution, do hereby declare and proclaim that the export of arms, ammunition, and munitions of war of every kind from any port in the United States or in Porto Rico to any port in the Dominican Republic is prohibited without limitation or exception from and after the day of this, my proclamation, until otherwise ordered by the President or by Congress.

“And I do hereby enjoin all good citizens of the United States and of Porto Rico, and all persons residing or being within the territory or jurisdiction thereof, to be governed accordingly.

“In witness whereof I have hereunto set my hand and caused the seal of the United States to be affixed.

“Done at the city of Washington this fourteenth day of October, in the year of our Lord one thousand nine hundred and five, and of the Independence of the United States of America the one hundred and thirtieth.

(Signed)

“THEODORE ROOSEVELT.

“By the President:

(Signed)

“ELIHU ROOT,

“Secretary of State.”

URUGUAY.

CUSTOMS RECEIPTS, FIRST SIX MONTHS OF 1905.

Figures published in the "Montevideo Times" show the customs receipts at the Uruguayan custom-houses for the first six months of 1905 to have amounted to \$5,428,940, as compared with \$4,265,012 during the corresponding period of the preceding year, an increase of \$1,163,928 being indicated.

It is further stated that the principal increase was made during the first three months of the year, the upward movement having been checked in June, owing to a general strike of the laborers at the port, which was brought to a close early in July.

MODIFICATION OF BANK PRIVILEGES.

The British Chargé d'Affaires at Montevideo has reported to his home Government as follows concerning the modification of the privileges heretofore enjoyed by the London and River Plate Bank:

"The Uruguayan Government has for some time had under consideration the question of restricting the rights accorded to certain foreign banking institutions to issue paper money against a gold reserve. This privilege is at present shared by the London and River Plate Bank and the Italian Bank of Uruguay. Both concessions were for twenty years, but that of the London and River Plate Bank has recently terminated.

"On the 12th of July the President signed a resolution conceding to the London and River Plate Bank the authorization to continue their operations as a bank of discounts and deposits for a fresh period of twenty years. The bank, however, will not, as hitherto, be authorized to issue notes."

DEVELOPMENT OF THE SILK INDUSTRY.

The "*Moniteur Officiel du Commerce*" of August 24, 1905, contains the following information regarding the development of the silk industry in Uruguay:

The Uruguayan Minister of Fomento has recently purchased a number of mulberry trees in the Argentine Republic with a view to initiating silkworm rearing in the Department of Canelones, Uruguay. There is already a certain amount of mulberry cultivation carried on near Montevideo, and it is hoped that a development of the silk industry will prove a permanent source of revenue to the country.

Silk cultivation was commenced in the Argentine Republic some few years back, and so successful have been the results that it is confidently expected that in five years' time the production of cocoons in

that country will equal the French and Italian production combined. The climate of the Department of Canelones is very similar to that of the Argentine Republic, so it is hoped that a similar success will be attained there.

An engineer who organized the sales of mulberry trees, silkworms, and sericultural apparatus in the Argentine Republic is about to open an exhibition of native silk at Montevideo. This exhibition is to be under the patronage of the President of Uruguay.

THE WORLD'S WHEAT CROP.

The following table from the "London Daily Express" indicates the amounts of wheat imported by the respective countries to supplement their own production:

	Quarters.
The United Kingdom.....	25, 000, 000
Germany, Belgium, and Holland.....	16, 000, 000
Italy.....	4, 000, 000
Switzerland, Greece, and Scandinavia.....	4, 500, 000
France.....	3, 500, 000
Spain and Portugal.....	3, 000, 000
Ex European countries.....	7, 000, 000
Total.....	63, 000, 000
Balance (showing surplus).....	11, 500, 000
Total.....	74, 500, 000

The following shows the countries having surpluses:

	Quarters.
The United States and Canada.....	22, 000, 000
Russia.....	14, 500, 000
Roumania and Bulgaria.....	10, 500, 000
Chile, North Africa, and Turkey in Asia.....	1, 500, 000
Argentine Republic (balance of last year's crop and a portion of the new crop just showing above ground).....	12, 000, 000
Australasia (the same applies here as to Argentina).....	5, 000, 000
India (balance of last year's crop and a small portion of the crop about being planted).....	7, 000, 000
Austria-Hungary.....	2, 000, 000
Total.....	74, 500, 000

The report further shows the relative production, consumption, etc., of the different countries. The Argentine Republic is rapidly reaching up to the second place, long occupied by Russia. Canada is to furnish 4,000,000 quarters of the 22,000,000 quarters put down as surplus of the United States and Canada. The "Express" says, in concluding:

"It is not nearly so difficult to estimate the probable run of prices now as it was last year. This year the prospect is distinctly more

favorable, and although prices of wheat, flour, and bread are now very reasonable, there is no likelihood whatever under normal conditions of any advance in quotations. There is considerably more than enough wheat to go around, and as the terrible war between Japan and Russia, which has so long been a disturbing element, is now happily terminated, the trend of values will be to rather a lower level unless something unexpected and unforeseen should arise, such as alarming political complications or serious damage to the Argentine, Australian, or Indian crops."

COFFEE PRODUCTION AND CONSUMPTION.

The coffee, tea, and cacao trade of the world is the subject of a monograph just prepared by the United States Department of Commerce and Labor, through its Bureau of Statistics, published in the July issue of the "Monthly Summary." This report shows an enormous increase in the cultivation and consumption of these stimulants. In the case of coffee, the center of production is in South and Central America, about three-fourths of the world's consumption being furnished at present by Brazil. The terms "Java" and "Mocha," which in olden times indicated the source of origin, have now become mere characteristics of quality and blend.

The investigation shows that the consumption of coffee in the leading countries of the world in 1904 was substantially as follows:

	Pounds.
United States	960,879,000
Germany	396,205,000
France	167,552,000
Belgium	125,411,000
Austria-Hungary	108,687,000
Holland	28,930,000
United Kingdom	28,783,000
Canada	6,189,000

"In other words," says the "Summary," "we consumed nearly two-fifths of the world's production of 2,299,270,000 pounds in 1904, the term production being understood to mean the quantities exported and imported, for the home consumption of the producing countries can not be ascertained.

"In recent years the United States has been drawing most of its coffee supplies from Brazil (in 1904 741,759,000 out of the total of 960,879,000 pounds imported). Brazilian coffees are classed as 'strong,' as distinguished from the 'mild' coffees of other regions, including our own insular possessions. In addition to this, they are much cheaper. If, therefore, the United States is to shift its patronage in the matter of coffee in part from the foreign to the home market, it will mean two things: (1) That the taste of the public is to be weaned from strong to

mild coffee; (2) that either the mild coffees must become cheaper or the American consumer must spend more. That the public taste can be transformed in the manner suggested has just been illustrated by the conversion of Britain from Chinese to Indian tea. It is further illustrated by the fact that in some parts of Europe, chicory, which at first was added to coffee as an adulterant, is now regarded as an indispensable addition, being even sold separately for that purpose. As regards the price, it is difficult, of course, to make predictions. It is to be noted, however, that the United States has hitherto been regarded as the dumping ground for coffee that could not be sold elsewhere, and that this is a condition which the American public are not likely to tolerate much longer. As Mr. JOSEPH M. WALSH says, in his book entitled 'Coffee, Its History, Classification and Description,' Philadelphia, 1894: 'It is not too much to state that more than one-half of the beverage which masquerades and is sold under the name of coffee is unworthy of the appellation, and that the majority of the people of this country live and die without even knowing the true taste of that delicious and exhilarating beverage.' A 'campaign of education' in this direction is now going on, and it is safe to say that whoever has become familiar with a superior brand will not go back to an inferior if he can help it. The American taste will most likely become more exacting rather than the reverse, and this means, of course, an increasing demand for mild coffee, such as our insular possessions are able to furnish."

Another fact worth mentioning is that the rate of consumption of tea and coffee wherever they have become part of the popular diet tends to increase continually. Taking only those countries the statistics of which show considerable consumption of coffee, such as the United States, Germany, United Kingdom, Holland, Belgium, France, and Austria-Hungary, we find that the combined consumption has increased almost 60 per cent—from 1,140,740,000 pounds in 1884 to 1,816,447,000 pounds in 1904—as compared with an increase of population of about 30 per cent in the countries named during the same period.

In the United States the total consumption has almost doubled in quantity, while the per capita consumption has increased about 26.9 per cent, from 9.26 pounds per head to 11.75 pounds, during the period under consideration. The same remarks apply to the more important tea-consuming countries for which detailed statistics are presented—i. e., the United Kingdom, Russia, United States, Germany, Holland, and France—in which the tea consumption has increased 58.9 per cent, from 317,982,000 pounds in 1884 to 505,233,000 pounds in 1904, while the population in these countries has increased only about 27 per cent during the same period. The consumption per head, in those countries at least where tea is as popular a beverage as coffee in this country,

sh
do
6
Po
58
be
18
Fr
fis
at
fo
pro
cia
cof
Un
a r
I
in
mo
ins
A
pro
not
pri
T
and
ove

1891-
1892-
1893-
1894-
1895-
1896-
1897-5

A
the
July
Stoc
I
S
I
W

shows therefore about the same rate of increase. In the United Kingdom the per capita tea consumption has increased from 4.90 pounds to 6 pounds, or 22.5 per cent, between the years 1884 and 1904.

Of special interest to the United States is the coffee industry of Porto Rico. Its "banner year" was 1896, when the island exported 58,763,476 pounds, valued at \$8,318,544. The fall in prices, which became acute about that time, combined with the hurricane of August, 1899, the change in money standard, and the partial loss of the Spanish, French, and Cuban markets, caused an abrupt decline, so that in the fiscal year 1900-1901 the exports were only 12,159,008 pounds, valued at \$1,678,988. Since then there has been a steady increase, the exports for 1904 being 34,329,972 pounds, valued at \$3,903,257. There is every prospect that the record of the banner year will soon be equaled, especially since Cuba, under the reciprocity treaty, grants to Porto Rican coffee a 20 per cent reduction of duty, and the vast market of the United States, which formerly took only trifling quantities, now absorbs a rapidly increasing amount of the Porto Rican product.

It also appears that the United States is practically the only country in the world in which coffee is subject to no taxation whatever. The monograph apparently has this situation in mind, for it discusses the insular situation with reference to coffee.

Another important feature of the proposed use of coffee as a taxable product is found in the fact that the retail prices of the commodity do not seem to vary materially in response to variations in wholesale prices.

The following table, taken from the "Summary," shows the highest and lowest wholesale prices in cents per pound reached by No. 7 Rio over a series of years:

Years.	Highest.	Lowest.	Years.	Highest.	Lowest.
	<i>Cents.</i>	<i>Cents.</i>		<i>Cents.</i>	<i>Cents.</i>
1891-92.....	17.25	10.35	1898-99.....	6.60	4.55
1892-93.....	17.70	11.75	1899-1900.....	8.05	4.10
1893-94.....	17.75	12.80	1900-1901.....	9.20	5.00
1894-95.....	15.75	10.45	1901-2.....	8.00	4.65
1895-96.....	15.60	9.55	1902-3.....	6.10	3.55
1896-97.....	11.85	6.65	1903-4.....	9.40	3.55
1897-98.....	7.80	4.60	1904-5 (ten months).....	9.00	6.75

According to the statistical report of the New York Coffee Exchange, the following statement shows the visible coffee supply of the world on July 1, 1905, and for a series of years:

Stock in—	Bags.
Europe.....	5,740,123
Rio.....	182,000
Santos.....	818,000
Bahia.....	25,000
United States.....	4,130,587
	<hr/>
	10,895,710

Afloat for—	Bags.
United States from Brazil.....	168,800
United States from Europe.....	
United States from Java and East.....	2,000
Europe from Java and East.....	43,000
Europe from Brazil.....	130,000
Europe from United States.....	5,000
Embarkations—	
Rio.....	21,000
Santos.....	
Total.....	11,265,510
Total, January 1, 1905.....	13,916,390
Total, July 1, 1904.....	12,361,454

The following tables show the arrivals and deliveries of coffee in the United States and Europe during the past three fiscal years:

Arrivals of coffee in eight principal ports of Europe.

Month.	1904-5.	1903-4.	1902-3.
	<i>Bags.</i>	<i>Bags.</i>	<i>Bags.</i>
July.....	531,522	737,035	640,227
August.....	492,398	649,822	728,825
September.....	701,016	957,146	773,776
October.....	660,535	1,241,513	1,028,190
November.....	660,671	1,148,987	1,165,500
December.....	757,798	824,816	1,112,745
January.....	651,050	776,009	804,000
February.....	516,834	598,939	803,567
March.....	799,250	563,716	793,910
April.....	686,802	760,560	700,223
May.....	777,644	759,844	672,629
June.....	429,490	604,048	637,861
Total.....	7,665,010	9,622,435	10,018,813

Deliveries of coffee in eight principal ports of Europe.

Month.	1904-5.	1903-4.	1902-3.
	<i>Bags.</i>	<i>Bags.</i>	<i>Bags.</i>
July.....	713,350	700,618	641,678
August.....	793,565	708,434	719,636
September.....	911,708	897,717	874,312
October.....	856,475	1,041,333	925,046
November.....	845,562	839,705	739,861
December.....	787,991	785,982	689,649
January.....	820,089	840,505	782,345
February.....	604,884	780,199	698,797
March.....	833,911	673,235	849,851
April.....	748,931	666,217	726,098
May.....	882,056	641,542	879,065
June.....	677,158	705,164	592,277
Total.....	9,476,680	9,280,651	9,118,622

Stocks of coffee in eight principal ports of Europe.

Month.	1905-6.	1904-5.	1903-4.
	<i>Bags.</i>	<i>Bags.</i>	<i>Bags.</i>
July.....	5,740,123	7,559,793	7,209,009
August.....		7,368,965	7,245,426
September.....		7,067,698	7,186,814
October.....		6,857,106	7,246,243
November.....		6,661,166	7,446,423
December.....		6,476,275	7,755,705
January.....		6,446,082	7,794,539
February.....		6,277,043	7,730,043
March.....		6,188,993	7,548,793
April.....		6,154,332	7,439,364
May.....		6,092,203	7,533,607
June.....		5,987,791	7,651,909

Arrivals of coffee in United States.

Month.	1904-5.		1903-4.
	Brazil.	All kinds.	All kinds.
	<i>Bags.</i>	<i>Bags.</i>	<i>Bags.</i>
July.....	331,304	427,203	577,433
August.....	614,614	728,348	656,900
September.....	699,659	813,859	509,779
October.....	958,380	1,056,312	674,923
November.....	636,766	772,164	541,369
December.....	816,668	921,376	968,919
January.....	497,980	625,493	732,782
February.....	600,031	688,947	1,075,262
March.....	949,228	600,849	470,353
April.....	495,360	613,823	373,007
May.....	273,306	394,094	458,700
June.....	149,892	237,291	390,966
Total.....	6,423,188	7,779,250	7,430,308

Deliveries of coffee in United States.

Month.	1904-5.		1903-4.
	Brazil.	All kinds.	All kinds.
	<i>Bags.</i>	<i>Bags.</i>	<i>Bags.</i>
July.....	350,532	458,021	639,057
August.....	407,211	531,031	609,054
September.....	474,037	588,635	592,029
October.....	553,474	653,288	649,401
November.....	542,057	664,619	561,973
December.....	499,190	631,144	628,316
January.....	434,960	563,123	727,628
February.....	400,674	493,072	670,296
March.....	409,130	530,545	629,839
April.....	424,301	555,092	494,083
May.....	416,135	532,586	386,106
June.....	873,333	480,499	465,324
Total.....	5,285,004	6,687,673	6,863,066

The visible supply of the world on the first of each month during the periods under review was as follows:

Month.	1904-5.	1903-4.	1902-3.
	<i>Bags.</i>	<i>Bags.</i>	<i>Bags.</i>
July.....	12,361,454	11,900,173	11,261,331
August.....	12,580,148	12,370,466	11,560,007
September.....	13,492,498	13,148,200	12,226,947
October.....	14,266,592	13,770,429	13,005,255
November.....	14,350,926	13,918,131	12,233,264
December.....	14,086,780	13,838,109	13,217,501
January.....	13,916,399	13,757,746	13,212,773
February.....	13,621,720	13,312,404	12,769,414
March.....	13,271,745	13,181,110	12,517,206
April.....	12,967,170	12,918,106	12,380,622
May.....	12,297,490	12,759,372	12,248,276
June.....	11,682,686	12,670,268	11,856,843

CACAO PRODUCTION AND CONSUMPTION.

The consumption of cacao has increased at a rate even greater than that of coffee and tea. Figures showing the world's production are available for the last decade only. According to an authoritative German trade journal, "Gordian," the world consumption has increased from 142,212,611 pounds in 1893 to 280,981,266 pounds in 1904, or 97.5 per cent. The increase is especially heavy in the United States, namely, from 17,494,936 pounds in 1894 to 62,848,917 pounds in 1903, or 259 per cent. Owing to the fact that cacao is consumed both in the solid and in the liquid form, its consumption in some European countries, such as France, Germany, and Holland, is now larger than that of tea.

The following table shows the per capita consumption of coffee, tea, and cacao in some of the principal countries for 1903:

Country.	Coffee.	Tea.	Cacao.
	<i>Pounds.</i>	<i>Pounds.</i>	<i>Pounds.</i>
United States.....	10.79	1.30	0.75
United Kingdom.....	.71	6.03	.00
Germany.....	6.80	.12	.00
France.....	6.27	.06	1.15
Holland.....	14.39	1.45	4.35

TRADE OPPORTUNITIES IN LATIN AMERICA.

American enterprise is making an impression in Guatemala, in which country conditions favor manufacturers of the United States. Consul Winslow, of Guatemala City, writes: "During the past few months the exporters of the United States have been doing some effective work in this Republic. There have been several commercial travelers here studying the conditions and taking sample orders. Many others have been asking for information from this Consulate-General, which has

been able to give valuable information. If this field is properly worked and sufficiently long credit is given, practically nothing but American goods need be found in the markets of Guatemala, for they are generally conceded to be the best. This market is worth cultivating, for the next few years will see great development here. Everything points that way, and the natural resources are great. The opening up of the new railroad to the Atlantic coast at Puerto Barrios will do wonders for the country. More attention is being paid to the packing of goods shipped to this country. It is an important matter and can not have too much attention on the part of exporters. Packages should be very firmly nailed and bound by band iron, so they would be difficult to open, as there is much complaint about goods being stolen from boxes in transit. I have had several compliments of late from the custom officers for the way shipments of American goods have come packed. It will pay exporters to pack well everything they ship. Dollars spent in this line will bring hundreds in profits. This is especially true for Central American ports."

The following mining projects in Mexico offer opportunities to American manufacturers of mining equipment and structural material: The Amparo Mining Company, of Etzatlan, Jalisco, are planning to erect a 100-ton reduction plant, a 30-ton experimental plant having been recently put in operation. The Democrata Cananea-Sonora Company, which closed down its smelter two years ago, is preparing to install a new furnace of a daily capacity of 300 tons. The Peregrina Mining and Milling Company, of Guanajuato, is preparing plans for a 100-stamp mill and a cyanide plant, both to be of the most substantial character. GEORGE W. BRYANT is the general manager of the company. PEDRO ALVARADO has awarded WEISEL & KOCK, of Parral, the contract for installing a new 1,000-horsepower electric power plant at his Palmilla mine. The boilers are to be of the best high-pressure kind; the engine is to be a standard make tandem compound Corliss, with direct connected 700-kilowatt alternating current generators, 2,200 volts, and exciter. It is also reported that he will build a standard-gauge electric railroad, to be operated by electric power, from the Palmilla mine to Parral.

The Uruguayan Industrial Union (*Unión Industrial Uruguaya*), an association established in Montevideo in 1898, has for its object the advancement of industrial establishments throughout the Republic and the development of a closer acquaintance on the part of Uruguay with the industrial houses of other countries. By a decree of June 26, 1903, the Government of the Republic declared the said corporation to be its assessor in all questions relating to manufacturing industries and in all industrial affairs connected with the revenues of the custom-house. Manufacturers and business houses of the United States desiring to place their wares on the Uruguayan market are requested to

forward to the Union catalogues and price lists which will be on file in the library and reading room lately added to the company's offices. They should be addressed to the manager of the Unión Industrial Uruguaya, Calle Juncal 177, Montevideo, Uruguay, South America, and should, preferably, be prepared in Spanish or French.

That Mexico is becoming somewhat independent of United States car builders is evidenced by an order just placed by the national railroad lines of Mexico with the Mexican Car and Foundry Company. The order calls for 175 coal cars of 80,000 pounds capacity each, and the amount of the contract is stated to be \$120,000 gold. The cars are to be built at the company's shops at Hutchinson, and are to be thoroughly up to date in every particular. The contract was awarded in competition with car building concerns in the United States.

The Minister of Public Works of the Argentine Republic has authorized the following railroad extensions and purchases: The Andine Railway extension from Dolores to Soto at an estimated cost of \$5,500,000. The Rural Tramway Company, of Buenos Ayres, extension from Salto to Rojos, to cost \$1,074,500. The Great Western Railway is authorized to construct a branch of 1,750 meters, and also a line from Canada Honda to Caucete. The Southern Railway has been authorized to purchase 20 locomotives of a mixed type and to construct 3,000 freight cars and 750 gondolas.

The Peruvian Government has authorized the Lower Amazonas Provincial Council to grant a concession for the construction of an electric tramway and the installation of an electric lighting system at Iquitos to Don EZEQUIEL BURGA CISNEROS. Iquitos is a port on the Amazon River about 2,000 miles from the coast and is reached by a monthly steamship service from New York, transshipment of freight occurring at Manaus, Brazil, to barges of light draft.

The British Consul reports that the State of Jalisco, Mexico, offers a good market for agricultural machines and implements; also for electric machines and apparatus. The license tax for commercial travelers in said State has been abrogated.

Mr. JOSÉ M. FERNÁNDEZ, of Retalhulen, Republic of Guatemala, desires communication with match companies or makers of machines for preparing match sticks. Catalogues are solicited.

Mr. ANTONIO ARAYO, of Buenos Ayres, Argentine Republic, desires catalogues and advertisements covering the grocery business. He may be addressed as follows: 1053 Bartolomé Mitre 1055.

The Brazilian Government has made a contract with the Companhia Internacional de Docas e Melhoramentos do Brasil for the construction of new harbor works at Bahia, the cost of which is estimated at \$11,000,000 gold.

The Secretary of Public Works at Havana will receive proposals for constructing a wharf and new buildings for the customs department of that city.

A tramway line is to be built from Atasta to Rio Mezcalapa by ALBERTO CORREA, of Mexico City. The local governments aid this enterprise by a subvention.

D. P. R. FERREYRA, in Montevideo, Uruguay, has obtained the concession for building a railroad from Montevideo to Paso de Escobar.

The Central Córdoba Railway Company, at Córdoba, Argentine Republic, has been concessioned to construct a railroad line from Lapidrida to Monte de la Meleada.

The President of the State of Parana, Brazil, has granted a permit to Augusto Haner to build a narrow-gauge railroad from Ponta Grossa to Ponta da Fortaleza.

Until December 30 next the Government of Bolivia will receive bids for the construction of a railroad from Uyuni to Potosi.

BOOK NOTES.

Books and pamphlets sent to the International Bureau of the American Republics, and containing subject-matter bearing upon the countries of the International Union of American Republics, will be treated under this caption in the Monthly Bulletin.

Col. GEORGE R. COLTON, the representative of the United States who is acting as Comptroller and General Receiver of Customs in Santo Domingo, has prepared, in book form in the English language, a complete statement of the customs tariff and an epitome of the revenue laws affecting the charges upon merchandise imported into and exported from the Republic of Santo Domingo. It is the first time that any such compilation has been made, and the book, which is being issued through RAMON MIRANDA, at the Clyde Steamship Company's offices in New York, is of considerable value to all doing business with that country. American currency is the legal tender money of the Republic, and if the amount of ascertained duties is not more than \$500 it must be paid at once in cash. If it exceeds that amount, the importer has the option of deferring the payment from ten to thirty days. The method of ascertaining the duty and charges upon each importation is extraordinary in its complications. For example, on a barrel of flour, the value of which is computed at \$7, the following percentages are collected: One and one-half per cent for "foreign debt," one-half per cent for maintenance of the Columbus monument, four-tenths per cent for wharfage, 63 per cent for general use, 8 per cent surcharge (war

tax), making the total duties collectible through customs, \$5.14. Then there is four-tenths per cent payable to a concessionaire for wharfage; stamped paper costs 24 cents; municipal dues 24 cents. The freight from New York at present rates is 57 cents; insurance, 4 cents; cartage, 7 cents; making the total taxes and other charges \$6.31. The cost of the flour in New York as per market price is, say, \$4.50, but the cost delivered at the importer's warehouse in Santo Domingo, after all these charges have been paid, is \$10.81.

Under the title "Reconnaissance Report upon the Proposed System of Bolivian Railways," Mr. W. L. Sisson, C. E., publishes in Spanish and English text, a volume which is practically a handbook of Bolivia, as, included in the scope of the subject-matter are the history, constitution and government, geography, resources, commerce, industries, and the various trade routes by land and sea of the Republic. Of necessity, the major portion is devoted to a consideration of the railway system, in operation and projected, the writer having made a careful reconnaissance of a large area of the country, the results of which are indicated by various maps and plans. Other maps illustrate the great variety, richness, and extent of Bolivia's resources, and attention is called to the four following conditions which make for the future progress of the Republic: First, public peace, order, and security are firmly established under the present effective and popular government; second, the whole of the people of Bolivia are keenly alive to the necessities for better means of development of their country's resources, and their attitude toward any scheme for such work is decidedly favorable and helpful; third, national peace is finally settled through the international treaties lately concluded with Brazil (1903), Chile (1904), and lastly that of Peru, now pending; fourth, Bolivia is the safest country in the world, travelers in any part of the Republic being perfectly secure and unmolested, and this is substantiated by police records which show a remarkably small criminal record in every department. Issued in May, 1905, the volume in reference is authority for the latest available information concerning the various interests of the Bolivian Republic.

The "World's Work" for October contains an interesting article by EUGENE P. LYLE, jr., concerning conditions prevalent in the Dominican Republic. In regard to the natural resources of the island, he states that, in addition to the well-known commodities, such as coffee, cocoa, tobacco, wax, dyewoods, dyestuffs, and logwood, there are untold possibilities of wealth in the forest products—rosewood, satinwood, cedar, lignum-vitæ, and india rubber, oranges, limes, lemons, pineapples, and cocoanuts, and in minerals, such as magnetic iron, sulphur, traces of coal, copper, gold, silver, quicksilver, tin, marble, salt, platinum, and amber. Most of the industries are controlled by concessions which,

to a greater or less degree, prohibit independent development; but the writer is of the opinion that, under the more advanced government of President MORALES, a different state of affairs may be brought about leading to the future benefit of the Dominican Republic.

The "Engineering News" for September 14, 1905, contains as its initial article a sketch of the personnel of the Board of Consulting Engineers of the Isthmian Canal Commission. The nine Americans named by President ROOSEVELT, one of whom was unable to serve, were Gen. GEO. W. DAVIS, MESSRS. ALFRED NOBLE, WM. BARCLAY PARSONS, WM. H. BURR, Gen. HENRY L. ABBOT, FRANCIS P. STEARNS, JOSEPH RIPLEY, ISHAM RANDOLPH, and HERMAN SCHUSSLER (unable to serve). The foreign members, as nominated by their respective Governments, were WM. HENRY HUNTER, England; EUGEN TINCAUZER, Germany; ADOLPHE GUERARD, France, and JOHAN W. WELCKER, the nominee of the Netherlands. In addition EDOUARD M. QUELLENNEC was selected as being the consulting engineer of the Suez Canal. The Isthmian Commission as constituted by an order issued April 3, 1905, is as follows: THEO. P. SHONTS, Chairman; CHAS. E. MAGOON, Governor of the Canal Zone; JOHN F. WALLACE, Chief Engineer (since resigned and JOHN F. STEVENS appointed in his stead); Rear-Admiral MORDECAI T. ENDICOTT, U. S. Navy; Brig. Gen. PETER C. HAINS, U. S. Army; Col. OSWALD H. ERNST, Corps of Engineers, U. S. Army, and BENJ. M. HARROD.

The "National Geographic Magazine" for October, 1905, devotes a large portion of its matter to the various phases of the Panama Canal. The initial article is a paper read by Rear-Admiral COLBY M. CHESTER, U. S. Navy, before the National Geographic Society on March 10, 1905. Based upon his personal knowledge and investigation, Admiral CHESTER'S opinion is entirely in favor of the plan submitted to the Isthmian Canal Commission in February, 1905, recommending a sea-level canal. He states that while the sea-level canal will undoubtedly cost more than one built on a lock system it is, however, more than probable that enough will be saved for maintenance during, say, a fifty-years' service of the canal to pay for the increased cost, and the saving to the 10,000,000 tons of shipping which it is expected will use this great highway of commerce in demurrage, will more than compensate the people of the United States for the outlay. The magazine also contains, as a supplement, a valuable map of the region of the Panama canal, showing the plan submitted to Congress by the Isthmian Canal Commission of 1899-1901.

"A Commercial Traveler in South America," by FRANK WIBORG; published by McClure, Phillips & Co., New York, narrates the experiences of the author who left New York January 14, 1904, and

crossed the Isthmus of Panama; then, making many stops, he went down the west coast of South America as far as Valparaiso; crossed the Andes and the pampas of the Argentine Republic to Buenos Ayres; and up the east coast of South America to Rio Janeiro. The narrative covers the voyage to the Isthmus, experiences and observations in Panama, the trip down the coast to Guayaquil, Peru, and its capital, the guano and nitrate country. Valparaiso and Santiago, the journey across the Andes to Buenos Ayres, experiences in the latter city, a glimpse of Montevideo in revolution, and the trip from Sao Paulo to Rio Janeiro, and thence home. The descriptions are entertaining—in no wise stereotyped—and the style is clear and original without any literary affectation. There are eight illustrations, chiefly of scenery and buildings, and a map of South America, showing the author's route.

The "Engineering Magazine" for October, 1905, publishes a paper by JOHN F. WALLACE, of the Panama Canal Commission, which indicates the situation in the Isthmus, from a sanitary point of view, on and prior to July 1, 1904, when he was placed in charge. The article also includes a brief description of that part of the work under the charge of Mr. WALLACE, relating to water supply and the sewerage necessary to supplement the work of the sanitary department. He reports that the water system was in readiness to deliver water to the city of Panama at the close of June, 1905, through the auxiliary reservoir, and the full local distribution required several months for completion. Simultaneously with the construction of the water supply, plans and estimates were made for the construction of a sewerage system at an estimated cost of \$275,000,000. The statement is made that even in the United States it is seldom that a work of this magnitude is conceived, designed, and executed in so short a time, the last shipment of the piping for the water main not having arrived on the Isthmus until May, 1905.

A marked improvement in the financial and commercial conditions of Peru is recorded by British Consul-General ST. JOHN, of Lima, in a consular document just issued, Annual Series No. 3491 of "Diplomatic and Consular Reports." The country's revenue is increasing steadily, and is now nearly £2,000,000, or more than double the national income of ten years ago. But inasmuch as a large sum is to be set aside annually for railway construction or for the guarantee of the interest on the capital which may be invested in such works, the available balance is still inadequate to meet the requirements of the other public services. The country has now enjoyed peace for a number of years, and appears to be bent solely on developing her prolific sources of wealth. Credit is also reviving, as is proved by the gradual and not

inconsiderable influx of foreign capital and the formation of new companies with capital raised in the country. These companies show no lack of enterprise. The Government is giving much attention to the extension of railways and the construction of roads and bridges, and though now able to carry out these works only on a small scale, it will probably have financial assistance soon, and the sphere of enterprise is likely to be greatly extended.

In the "*Tropenpflanzer*" for September, 1905, R. VON FISCHER-TREUENFELD, Consul-General of Paraguay at Dresden, Saxony, publishes an article on the cultivation of yerba in Nueva-Germania, Paraguay. In explaining the name of this famous beverage the author says that it is generally drunk out of the hard rind of a small mate, while "yerba" means herb in Spanish, so that the combination of the words "yerba mate" has no proper meaning, the scientifically correct appellation therefore being "Paraguay tea." It is extracted from the leaves of the "*Ilex paraguayensis*," and forms the principal article of export of the Republic.

The Columbus Memorial Library has received a copy of the report made by the special commission appointed by the Brazilian Congress to investigate the actual condition of the mining industry in this country. The report is entitled "*As Minas do Brazil e Sua Legislaçao*" (The Mines of Brazil and their Legislation), and is divided into four chapters: I, Gold; II, Diamonds; III, Colored stones; IV, Rare elements. Each chapter reviews the history of the special industry of which it treats from early times down to the year 1903, giving statistics of production and concluding with the recommendation of administrative and legislative measures, which, in the opinion of the commission, are necessary for the development of the industry. An extensive bibliography is appended to each chapter.

The Columbus Memorial Library is in receipt of a number of German Consular Reports issued by the Interior Department of Germany. Of these five refer to Chile, namely: A description of the Territory of Magallanes; the iron industry of Chile; Chile as a market for textiles, metals, and foundry implements; and Chile as an export market for vegetable and animal products. The two remaining are devoted to Brazil, one being, the trade centers on the Amazon, and the other, the financial situation of Brazil with special consideration of the central Brazilian States of Rio de Janeiro, Minas Geraes, Espirito Santo, Matto Grasso, and the Federal District.

In a pamphlet of some 200 pages, PETER REINTGEN, has presented to the public an economic-geographical study of the caoutchouc tree. This valuable work is published in the supplement to the "*Tropen-*

planzer," Volume VI, Nos. 2 and 3. Although of a scientific nature, it has not been written exclusively for scientists. The history giving the discovery of the caoutchouc tree precedes a more detailed account which is devoted to the history of the cultivation, origin, extraction, and application of caoutchouc; the caoutchouc trees of America, Africa, Asia, and Australia, and the world's caoutchouc production in 1900. A finely executed map, showing the geographical range of this useful and important plant adds to the attractiveness of the pamphlet.

ADDITIONS TO THE COLUMBUS MEMORIAL LIBRARY DURING SEPTEMBER, 1905.

[The symbol = indicates a gift.]

- =**ARMAS Y CÉSPEDES, FRANCISCO DE:** De la esclavitud en Cuba por Francisco de Armas y Céspedes. Madrid, T. Fortanet, 1866. viii, 479 (2) p. 8°.
- =**BACHILLER Y MORALES, ANTONIO:** Apuntes para la historia de las letras, y de la instrucción pública de la isla de Cuba por Antonio Bachiller y Morales. Tomos 1 y 2. Habana, Imprenta de P. Massana, 1859-60. 2 v. in 1. 8°.
- BLAIR, EMMA HELEN, and ROBERTSON, JAMES ALEXANDER:** The Philippine Islands, 1493-1898. Vols. 28 and 29, 1637-1640. Cleveland, The Arthur H. Clark company, 1905. 2 v. 8°.
- =**BOSTON PUBLIC LIBRARY:** Fifty-third annual report of the trustees of the public library of the city of Boston. 1904-5. Boston, Municipal printing office, 1905. Map. illus., 114 p. 8°.
- =**CABRERA, RAIMUNDO:** Cuba and the Cubans, by Raimundo Cabrera. Translated from the eighth Spanish edition of "Cuba y sus jueces." By Laura Guiteras. Revised and edited by Louis Edward Levy. Complete, with a supplementary appendix by the editor. Illustrated with 124 engravings and a map. Philadelphia, The Levytype co., 1896. xvi, 442 p. 8°.
- = ——— Cuba y sus jueces. (Rectificaciones oportunas.) Septima edición ilustrada y aumentada con notas y un apéndice. Filadelfia, La Compañía Levytype, 1891. port., illus., 335, xx p. 8°.
- =**CALCAGNO, FRANCISCO:** Diccionario biográfico Cubano por Francisco Calcagno. Comprende hasta 1878. New York, N. Ponce de Leon, 1878. viii, 727 p. 8°.
- =**CÁMARA DE COMERCIO DE GUAYAQUIL:** Memoria. 1905. Guayaquil, Gutenberg, 1905. 58 p. 8°.
- =**CASTRO, RAFAEL FERNÁNDEZ DE:** Para la historia de Cuba. [Por] Rafael Fernández de Castro. Tomo 1, Trabajos políticos. Habana, "La Propaganda Literaria," 1899. L, 711 (1) p. 8°.
- =**CHAMBRE DE COMMERCE DE PARIS:** Compte rendu des travaux de la Chambre de Commerce de Paris. Année 1904. Paris, Imprimeries Réunies, 1905. 605, 50, x p. 8°.
- =**COWLEY, RAFAEL & PEGO, ANDRES (eds.):** Los tres primeros historiadores de la isla de Cuba. Reproducción de las historias de José Martín Félix de Arrate y Antonio José Valdes y publicación de la inédita del Dr. Ignacio Urrutia y Montoya, adicionadas con multitud de notas y aumentadas con descripciones históricas de la mayor parte de las ciudades, villas y pueblos de esta isla que en ellas se mencionan. Tomos 1-3. Habana, Imprenta Andres Rego., 1876-77. 3 v.

- =FIGAROLA-CANEDA, DOMINGO: Bibliografía de Rafael M. Merchán por Domingo Figarola-Caneda . . . Segunda edición, corregida y aumentada. Habana, Imprenta La Universal, 1905. xxvi, 48 p. 8°.
- =FIGUEREDO SOCARRAS, FERNANDO: La revolución Yara. 1868-1878. Conferencias. Prólogo de Pedro Martínez Freire. Habana, M. Pulido y compañía, 1902. xv, 330 pp. 8°. port.
- =FORTOULT, JOSÉ IGNACIO: Reglamento de infantería ajustado á las prescripciones de la táctica moderna. Segunda edición. Caracas, Imprenta Bolívar, 1901. 104 (1) p. 16°.
- =GALLEGOS, CELIS MANUEL: Guía y descripción del Estado Zulia por Manuel Gallegos Celis. Segunda edición. Maracaibo, Imprenta Americana, 1904. 85 p. 8°.
- =GONZALEZ, MANUEL DIONISIO: Memoria histórica de la villa de Santa Clara y su jurisdicción por Manuel Dionisio Gonzalez. Villa Clara, Imprenta del Siglo, 1858. 485 (2) p. 8°.
- =GRAN FERROCARRIL DE LA CEIBA: Documentos concernientes á la asamblea general ordinaria de accionistas reunida en en Trujillo el día 30 de junio de 1905. Maracaibo, Imprenta Americana, 1905. 32 p. Table. 12°.
- =GUITERAS, PEDRO J.: Historia de la isla de Cuba con notas é ilustraciones por Pedro J. Guiteras. Tomo 1. Nueva York, Jorje R. Lockwood, 1865. xvi, 417 p. 8°.
- =INCONSECUENCIA Y TRACIÓ: Piezas de un proceso el "Mocho" [José Manuel Hernandez] en la picota. Caracas, Imprenta Nacional, 1904. 31 p. 8°.
- =MOHONK LAKE CONFERENCE ON INTERNATIONAL ARBITRATION: Report of the eleventh annual meeting of the Mohonk Lake Conference on International Arbitration. 1905. Mohonk Lake, published by the Conference, 1905. 179 p. 8°.
- =LANDAETA ROSALES, MANUEL: La isia de Patos. Caracas, J. M. Herrera Irigoyen & ca., 1903. 15 p. 8°.
- =——— Los piratas y escuadras extranjeras en las aguas y costas de Venezuela desde 1528 hasta 1903. Caracas, Empresa Washington, 1903. 16 p. 8°.
- =MERLIN, CONDESA DE: Viaje á la Habana por la Condesa de Merlin. Precedido de una biografía de esta ilustre Cubana por la Señorita Da. Gertudis Gomez de Avellaneda. Madrid, Imprenta de la Sociedad Literaria y Tipográfica, 1844. xvi, 109 (2) p. 8°.
- =MORALES Y MORALES, VIDAL: Nociones de historia de Cuba por el Dr. Vidal Morales y Morales . . . Adaptadas á la enseñanza por Carlos de la Torre y Huerta. Ilustrada por Francisco Henares. Obra de texto aprobada por la junta de Superintendentes de Escuelas el 9 de abril de 1901. Habana, "La Moderna Poesía," 1904. iv, 256 p. 8°.
- =NEW ENGLAND COTTON MANUFACTURERS' ASSOCIATION: Transactions of the . . . Association. No. 78. Annual meeting, April 26-27, 1905. 346 p. 8°.
- =NEW YORK PRODUCE EXCHANGE: Report of the New York Produce Exchange, with the charter, by-laws, and several trade rules adopted by the Exchange, and a list of its members. From July 1, 1904, to July 1, 1905. New York, Jones Printing company, [1905]. 398 p. 8°.
- =OBSERVATORIO ASTRONÓMICO NACIONAL DE SANTIAGO: Anuario del observatorio . . . para el año de 1905. Santiago de Chile, Imprenta Cervantes, 1905. 274, 194, 186, 275-288 p. 12°.
- =PEZUELA, JACOBO DE LA: Diccionario geográfico, estadístico, histórico de la isla de Cuba, for Jacobo de la Pezuela. Tomos 1-3. Madrid, Imprenta de Mellado, 1863. 3 v. 4°.
- =——— Tomo 4. Madrid, Imprenta del Banco Industrial y Mercantil, 1866. 696 p. 4°.

- =PEZUELA, JACOBO DE LA: Historia de la isla de Cuba por Jacobo de la Pezuela. Tomos 1-4. Madrid, Carlos Bailly-Baillièr, 1868 y 1878. 4 v. 8°.
- =POEY, FELIPE: Memorias sobre la historia natural de la isla de Cuba, acompañadas de sumarios latinos y extractos en francés por Felipe Poey. Tomos 1 y 2. Habana, Imprenta de Barcina, 1851 y 1856-8. 2 v. 8°.
- =PURCHAS, SAMUEL: Hakluytus posthumus; or, Purchas pilgrimes. By Samuel Purchas. Vols. 7 & 8. Glasgow, James MacLehose & Sons, 1905. 2 v. 8°.
- =SACO, JOSÉ ANTONIO: Historia de la esclavitud desde los tiempos más remotos hasta nuestros días, por José Antonio Saco. Tomo 1. Paris, A. Lahure, 1875. 432 (1) p. 8°.
- =——— Tomo 2. Paris, Imprenta de Kugelmann, 1875. 428 p. 8°.
- =——— Tomo 3. Barcelona, Jaime Jepsus, 1877. 448 p. 8°.
- =——— Historia de la esclavitud de la raza Africana en el nuevo mundo y en especial en los países Americo-Hispanos, por José Antonio Saco . . . Habana, Imprenta de Alvarez y Compañía, 1893. xxv, 394 (2) p. 8°.
- =SALDÍAS, EULOGIO S.: Vocabulario marítimo. Español, francés, inglés, para uso de los alumnos de la escuela náutica de Venezuela, por Eulogio S. Saldías. . . . Caracas, 1887. 26 p. 8°.
- =SANTACILIA, PEDRO: Lecciones orales sobre la historia de Cuba pronunciadas en el ateneo democrático Cubano de Nueva York, por Pedro Santacilia. Nueva Orleans, Imprenta de Luis Eduardo del Cristo, 1859. xi, 220 p. 8°.
- =SOCIEDAD NACIONAL DE MINERÍA (CHILE): Estadística minera de Chile en 1903, encomendada á la Sociedad nacional de minería por el Supremo Gobierno i llevada á cabo bajo la dirección i vijilancia de la Sociedad por el ingeniero de minas Don Guillermo Yunge. Tomo 1. (Con un mapa minero i otro jeológico del país.) Santiago de Chile, Imprenta Barcelona, 1905. xlv, 312 p. 8°.
- =TORRE, JOSÉ MARÍA DE LA: Lo que fuimos y lo que somos; ó la Habana antigua y moderna, por José María de la Torre. Habana, Imprenta de Spencer y compañía, 1857. 184 p. 8°.
- =VALDES DOMINGUEZ, EUSEBIO: Los antiguos diputados de Cuba y apuntes para la historia constitucional de esta isla, por Eusebio Valdes Dominguez. . . . Precedida en un prólogo de D. Rafael Montoro . . . Madrid, Imprenta "El Telégrafo," 1879. xxxv, 302 (4) p. 8°.
- =VALIENTE, PORFIRIO: Réformes dans les îles de Cuba et de Porto Rico, par Porfirio Valiente avec un préface par Edouard Laboulaye. Paris, A. Chaix et cie., 1869. xx, 412 p. 8°.
- =[VINGUT, FRANCISCO JAVIER]: Obras de Don José Antonio Saco. Compiladas por primera vez y publicadas en dos tomos por un paisano del autor [Francisco Javier Vingut]. Nueva York, Roe Lockwood é Hijo [1853]. 2 v. 8°.
- =LOS VOLUNTARIOS DE CUBA y el obispo de la Habana; ó historia de ciertos sucesos que deben referirse ahora, y no después, y los refiere el mismo obispo, Senador del Reino. Madrid, Imprenta D. A. Perrz Dubrull, 1871. 310 (2) p. 8°.
- =ZARAGOZA, JUSTO: Las insurrecciones en Cuba. Apuntes para la historia política de esta isla en el presente siglo, por D. Justo Zaragoza . . . Tomos 1 y 2. Madrid, Manuel G. Hernández, 1872 y 1873. 2 v. 8°.
- =ZAYAS, FRANCISCO: Nuevo método de siembras y cultivo de la caña de azúcar, por el Dr. Francisco Zayas . . . Habana, Imprenta "La Prueba," 1904. illus. 91 p. 4°. (At head of t.-p.: "Política agrícola de la república".)

OFFICIAL PUBLICATIONS.

BOLIVIA.

MENSAJE DEL PRESIDENTE constitucional de la república al Congreso ordinario de 1905. La Paz, Imp. "El Comercio de Bolivia." 47 p. 8°.

MINISTERIO DE GUERRA: Memoria presentada al Congreso ordinario de 1905 por el Ministro de guerra. La Paz, Intendencia de guerra, 1905. 31, xxviii p. 8°.

BRAZIL.

MENSAGEM APRESENTADA Á ASSEMBLÉA LEGISLATIVO DE SERGIPE na 1ª sessão ordinaria da 7ª legislatura em 7 de setembro de 1904 pelo Presidente do Estado . . . Aracaju, Typ. do "O Estado de Sergipe," 1904. map, 128 (18) p. 4°.

CHILE.

OFICINA CENTRAL DE ESTADÍSTICA: Sinópsis estadística i jeográfica de la República de Chile en 1903. Segunda parte. Santiago de Chile, S. A. Garcia Valenzuela, 1905. viii, 256 p. 4°.

CUBA.

BOLETÍN LEGISLATIVO: Compilación con adiciones y comentarios de las leyes, decretos, reglamentos, sentencias del Tribunal Supremo y demás disposiciones promulgadas en Cuba desde 20 de mayo de 1902. Año 1904. Tomo 7, 5 pts. Habana, Rambla y Bouza, 1904. 5 v.

GREAT BRITAIN.

FOREIGN OFFICE: Accession of Mexico to the convention signed at Geneva, August 22, 1864, for the amelioration on the condition of the wounded in armies in the field. March 13, 1905. London, Harrison and Sons, 1905. 2 p. 8°.

— ARGENTINE REPUBLIC. Quebracho and cotton in the Argentine Chaco. London, Harrison and Sons, 1905. 10 p. 8°. (Dip. & cons. repts., misc. ser. no. 639.)

— BRAZIL. Trade of Porto Alegre for the year 1904. London, Harrison and Sons, 1905. 18 p. 8°. (Dip. & cons. repts., ann. ser. no. 3453.)

— COSTA RICA. Report for the year 1904 on the trade and commerce of Costa Rica. London, Harrison and Sons, 1905. 9 p. 8°. (Dip. & cons. repts., ann. ser. no. 3444.)

— GUATEMALA. Report for the year 1904 on the trade, finance, and agriculture of Guatemala. London, Harrison and Sons, 1905. 24 p. 8°. (Dip. & cons. repts., ann. ser. no. 3469.)

— DUTCH GUIANA. Report for the year 1904 on the trade, commerce, and agriculture of Surinam, Dutch Guiana. London, Harrison and Sons, 1905. 12 p. 8°. (Dip. & cons. repts., ann. ser. no. 3463.)

— PERU. Report for the year 1904 on the trade and general condition of Peru. London, Harrison and Sons, 1905. 19 p. 8°. (Dip. & cons. repts., ann. ser. no. 3491.)

STATISTICAL ABSTRACT for the United Kingdom in each of the last fifteen years, from 1890 to 1904. London, Wyman and Sons, 1905. 311 p. 8°.

UNITED STATES.

DEPARTMENT OF AGRICULTURE.

BUREAU OF CHEMISTRY: Sugar-cane culture in the southeast for the manufacture of table sirup. By H. W. Wiley. . . . Washington, Government Printing Office, 1903. 40 p. 8°. (Bull. 75.)

DEPARTMENT OF COMMERCE AND LABOR.

BUREAU OF THE CENSUS: Census of statistics of teachers. Washington, Government Printing Office, 1905. 20 p. 4°. (Bull. 23.)

— Statistics of cities having a population of over 25,000. 1902 & 1903. Washington, Government Printing Office, 1905. 481 p. 4°. (Bull. 20.)

DEPARTMENT OF STATE.

A LIST OF BOOKS, PAMPHLETS, AND MAPS received at the library of the Department of State, by purchase, exchange, and gift, during the period from January 1, 1905 to June 30, 1905, with references to articles in periodicals relating to the law of nations, diplomacy, history, and political science, supplemented by a list of periodicals and newspapers received. [Washington, Government Printing Office, 1905.] 60 p. 8°.

TREASURY DEPARTMENT.

TREASURY DECISIONS UNDER CUSTOMS AND OTHER LAWS. Vol. 9, January-June, 1905. Washington, Government Printing Office, 1905. 1316 p. 8°.

WAR DEPARTMENT.

BUREAU OF INSULAR AFFAIRS. Customs tariff and an epitome on the revenue laws affecting the charges upon merchandise imported into and exported from the Republic of Santo Domingo. Compiled in the office of the controller and general receiver, Santo Dominican customs, Santo Domingo. Published by the Bureau of Insular Affairs, War Department. Washington, D. C., July, 1905. 142 p. 8°.

— Monthly summary of commerce of the Republic of Santo Domingo. No. 1, series of 1905. April, 1905. Washington, Press of W. F. Roberts, 1905. 48 p. 8°. (In Spanish and English.)

VENEZUELA.

DIRECCIÓN GENERAL DE ESTADÍSTICA: Memoria de la dirección general de estadística al Presidente de los Estados Unidos de Venezuela en 1873. [Caracas, 1873.] xvi, 311, 320, 288, xxxvii p. 4°.

MENSAJE DEL GRAL CIPRIANO CASTRO, Presidente constitucional de Venezuela al Congreso de 1905. Caracas, Imprenta Nacional, 1905. 22 p. 4°.

— (English translation.) Washington, W. F. Roberts, 1905. 21 p. 4°.

MINISTERIO DE FOMENTO: Exposición que presenta al Congreso de los Estados Unidos de Venezuela el Ministro de Fomento en 1905. Caracas, Tipografía Gutenberg, 1905. xxxi, 506 p. Maps. 4°.

MINISTERIO DE RELACIONES EXTERIORES: Exposición que dirige al Congreso nacional en sus sesiones constitucionales de 1905 el ciudadano Ministro de relaciones exteriores. Edición oficial. Caracas, Imprenta Nacional, 1905. 1, 294 p. 4°.

URUGUAY.

MINISTERIO DE RELACIONES EXTERIORES: Memoria presentada á la honorable asamblea general el primer período de la xxii legislatura por el Ministro de Relaciones Exteriores. 1903-1904. Tomo I. Montevideo, La Escuela Nacional de Artes y Oficios, 1905. lxiv, 352 p. 8°.

PERMANENT LIBRARY FILES.

Those publications marked with an asterisk have no recent numbers on file.

Persons interested in the commercial and general news of foreign countries will find the following among the official and periodical publications on the permanent files in the Columbus Memorial Library, International Bureau of the American Republics:

ARGENTINE REPUBLIC.

- Argentinisches Wochenblatt. Buenos Ayres. Weekly.
Boletín de la Cámara Mercantil. Barracas al Sud. Weekly.
Boletín de la Unión Industrial Argentina. Buenos Ayres. Monthly.
*Boletín del Instituto Geográfico Argentino. Buenos Ayres.
*Boletín Demográfico Argentino. Buenos Ayres. Monthly.
*Boletín Oficial de la República Argentina. Buenos Ayres. Daily.
Bollettino Mensile della Camera Italiana di Commercio ed Arti in Buenos Aires. Buenos Ayres. Monthly.
Buenos Aires Handels-Zeitung. Buenos Ayres. Weekly.
Buenos Aires Herald. Buenos Ayres. Daily and weekly.
*El Comercio Exterior Argentino. Buenos Ayres.
Monthly Bulletin of Municipal Statistics of the City of Buenos Ayres. Buenos Ayres. Monthly.
La Nación. Buenos Ayres. Daily.
La Plata Post. Buenos Ayres. Weekly.
La Prensa. Buenos Ayres. Daily.
Review of the River Plate. Buenos Ayres. Weekly.
Revista Mensual de la Cámara Mercantil. Barracas al Sud. Monthly.
Revista Nacional. Buenos Ayres. Monthly.
The Standard. Buenos Ayres. Mail supplement.

BELGIUM.

- La Revue Américaine. Brussels.

BOLIVIA.

- Boletín de la Sociedad Geográfica de la Paz. La Paz. Irregular.
El Comercio. La Paz. Daily.
*El Comercio de Bolivia. La Paz. Daily.
*El Estado. La Paz. Daily. (Diario Oficial.)
Revista Comercial e Industrial de la República de Bolivia. La Paz. Monthly.
*Revista Económica Financiera. La Paz. Monthly.

BRAZIL.

- Boletim da Agricultura. Secretario da Agricultura, Commercio e Obras Publicas do Estado de São Paulo. São Paulo, Brazil. Monthly.
- Boletim da Secretaria de Agricultura, Viação, Industria e Obras Publicas do Estado da Bahia. Bahia. Monthly.
- Boletim de Serviço da Estatística Commercial da Republica dos Estados Unidos do Brazil. Rio de Janeiro. Irregular.
- * Brazilian Mining Review. Ouro Preto. Irregular.
- * Brazilian Review. Rio de Janeiro. Weekly.
- Diario da Bahia. Bahia. Daily.
- Diario Oficial. Rio de Janeiro. Daily.
- * Gazeta Commercial e Financeira. Rio de Janeiro. Weekly.
- * Jornal do Commercio. Rio de Janeiro. Daily.
- Jornal do Recife. Pernambuco. Daily.
- Jornal dos Agricultores. Rio de Janeiro. Semimonthly.
- Provincia (A) do Pará. Belém. Daily.
- Revista Agricola. São Paulo. Monthly.
- * Revista Brasileira. Rio de Janeiro. Monthly.
- * Revista Industrial e Mercantil. Pernambuco. Monthly.
- Revista Maritima Brasileira. Rio de Janeiro. Monthly.

CANADA.

- Canadian Manufacturer and Industrial World. Toronto. Semimonthly.
- Industrial Canada. Toronto. Monthly.

CHILE.

- Boletín de la Sociedad Nacional de Agricultura. Santiago. Weekly.
- Boletín de la Sociedad Nacional de Minería. Santiago. Monthly.
- Chilian Times. Valparaiso. Semiweekly.
- Diario Oficial de la República de Chile. Santiago. Daily.
- El Mercurio. Valparaiso. Daily.
- El Noticiero Comercial. Santiago de Chile. Monthly.
- * Revista Comercial é Industrial de Minas. Santiago. Monthly.

COLOMBIA.

- Diario Oficial. Bogotá. Daily.
- Revista de la Instrucción Pública de Colombia. Bogotá. Monthly.

COSTA RICA.

- * Boletín Comercial. San José. Daily.
- Boletín Judicial. San José. Daily.
- La Gaceta. (Diario Oficial.) San José. Daily.

CUBA.

- Boletín del Centro General de Comerciantes e Industriales de Cuba. Habana. Monthly.
- La Gaceta Económica. Habana. Semi-monthly.
- Gaceta Oficial de la República de Cuba. Habana. Daily.

DOMINICAN REPUBLIC.

- Gaceta Oficial. Santo Domingo. Weekly.
- * El Mensajero. Santo Domingo. Three times a month.

ECUADOR.

- Anales de la Universidad Central del Ecuador. Quito. Monthly.
 Gaceta Municipal. Guayaquil. Weekly.
 Registro Oficial de la República del Ecuador. Quito. Daily.

FRANCE.

- Les Annales Diplomatiques et Consulaires. Paris. Monthly.
 *Bulletin de la Chambre de Commerce de Paris. Paris. Weekly.
 Bulletin de la Société de Géographie Commerciale de Paris. Paris. Irregular.
 La Géographie. Bulletin de la Société de Géographie. Paris. Semimonthly.
 Journal d'Agriculture Tropicale. Paris. Monthly.
 Moniteur Officiel du Commerce. Paris. Weekly.
 Le Nouveau Monde. Paris. Weekly.
 La Revue. Paris. Semimonthly.
 Revue du Commerce Extérieur. Paris. Semimonthly.

GERMANY.

- *Deutsche Kolonialzeitung. Berlin. Weekly.
 Handels-Kammer zu Hannover. Hannover.
 Petermann's Mitteilungen. Gotha. Monthly.
 Südamerikanische Rundschau. Berlin. Monthly.
 Der Tropenpflanzer. Berlin. Monthly.
 Zeitschrift der Gesellschaft für Erdkunde zu Berlin. Berlin. Monthly.

GREAT BRITAIN.

- Board of Trade Journal. London. Weekly.
 British Trade Journal. London. Monthly.
 Commercial Intelligence. London. Weekly.
 Diplomatic and Consular Reports. London.
 Geographical Journal. London. Monthly.
 Mining (The) Journal, Railway and Commercial Gazette. London. Weekly.
 The Scottish Geographical Magazine. Edinburgh. Monthly.
 South American Journal. London. Weekly.
 Times (The). London. Daily.

GUATEMALA.

- *Diario de Centro-América. Guatemala. Daily.
 El Guatemalteco. Guatemala. Daily. (Diario Oficial.)
 *La República. Guatemala. Daily.

HAITI.

- Bulletin Officiel de l'Agriculture et de l'Industrie. Port au Prince. Monthly.
 *Le Moment. (Journal politique.) Port au Prince, Haiti. Weekly.
 Le Moniteur. (Journal officiel de la République d'Haïti.) Port au Prince, Haiti.
 Biweekly.
 Revue de la Société de Législation. Port au Prince, Haiti. Monthly.

HONDURAS.

- Boletín Legislativo. Tegucigalpa. Daily.
 El Estado. Tegucigalpa. (3 nos. per week.)
 La Gaceta. Tegucigalpa. Daily. (Diario Oficial.)

Gaceta Judicial. Tegucigalpa. Semiweekly.

*El Pabellón de Honduras. Tegucigalpa. Weekly.

*El Republicano (semi-official). Tegucigalpa. Three times a week.

Revista del Archivo y Biblioteca Nacional de Honduras. Tegucigalpa, Honduras. Monthly.

ITALY.

Bollettino del Ministro degli Affari Esteri. Roma. Irregular.

MEXICO.

El Agricultor Mexicano. Ciudad Juarez. Monthly.

*Boletín de Agricultura, Minería é Industrias. México. Monthly.

Boletín de Estadística. Mérida. Semimonthly.

Boletín del Instituto Científico y Literario. Toluca. Monthly.

Diario Oficial. México. Daily.

El Economista Mexicano. México. Weekly.

El Estado de Colima. Colima. Weekly.

El Hacendado Mexicano. México. Monthly.

Mexican Herald. México. Daily. (Filed for one year.)

Mexican Investor. México. Weekly.

Mexican Journal of Commerce. Mexico City. Monthly.

Periódico Oficial del Gobierno del Estado de Guerrero. Chilpancingo. México. Weekly.

*Periódico Oficial del Gobierno del Estado de Michoacán de Ocampo. Morelia. México. Semiweekly.

*Periódico Oficial del Gobierno del Estado de Oaxaca. Oaxaca de Juarez, México. Semiweekly.

Periódico Oficial del Gobierno del Estado de Tabasco. San Juan Bautista, México. Semiweekly.

*El Progreso de México. México. Weekly.

El Republicano. Aguascalientes. Weekly.

Semana Mercantil. México. Weekly.

NICARAGUA.

The American. Bluefields. Weekly.

El Comercio. Managua. Daily.

Diario Oficial. Managua. Daily.

PANAMA.

*La Estrella de Panamá. Panamá. Weekly.

*Star and Herald. Panamá. Weekly.

La República. Panamá. Weekly.

PARAGUAY.

Boletín Quincenal de la Cámara de Comercio de la Asunción. Asunción. Semi-monthly.

*Diario Oficial. Asunción. Daily.

*Paraguay Monthly Review. Asunción.

Paraguay Rundschau. Asunción. Weekly.

Revista del Instituto Paraguayo. Asunción. Monthly.

*Revista Mensual. Asunción. Monthly.

Revue Commerciale. Assomption, Paraguay. Semimonthly.

PERÚ.

- Auxiliar del Comercio. Callao. Bi-weekly.
 Boletín de la Sociedad Geográfica de Lima. Lima. Quarterly.
 Boletín de Minas. Lima. Monthly.
 El Comercio. Cuzco. Bi-weekly.
 *El Comercio. Lima. Daily.
 *El Economista. Lima. Weekly.
 *El Peruano. (Diario Oficial.) Lima. Daily.
 Padrón General de Minas. Lima. Semi-annual.
 Revista de Ciencias. Lima. Monthly.
 *Revista Pan-Americana. Lima. Monthly.

PHILIPPINE ISLANDS.

- Boletín de la Cámara de Comercio Filipina, Manila. Monthly.
 El Mercantil. Manila. Daily.
 Far Eastern Review, Manila. Monthly.
 Official Gazette, Manila. Weekly. (Also issued in Spanish.)

PORTO RICO.

- La Correspondencia de Puerto Rico. San Juan. Daily.

EL SALVADOR.

- Boletín de Agricultura. San Salvador. Semimonthly.
 Diario del Salvador. San Salvador. Daily.
 Diario Oficial. San Salvador. Daily.
 *Revista de Derecho y Jurisprudencia. San Salvador. Monthly.

SWITZERLAND.

- La Propriété Industrielle. Berne. Monthly.

UNITED STATES.

- American Cotton Manufacturer. Charlotte, N. C. Weekly.
 American Druggist. New York. Semimonthly.
 American Fertilizer. Philadelphia. Monthly.
 *American Historical Review. New York. Quarterly.
 American Review of Reviews. New York. Monthly.
 *El Americano. New York. Published every ten days.
 *Anglo-American Magazine. New York. Monthly.
 Board of Trade Journal. Providence, R. I. Monthly.
 Bookman (The). New York. Monthly.
 Bulletin of the American Geographical Society. New York.
 Bulletin of the American Iron and Steel Association. Philadelphia. Semimonthly.
 Bulletin of Books added to the Public Library of the City of Boston. Boston. Monthly.
 Bulletin of the Geographical Society of Philadelphia. Philadelphia. Monthly.
 Bulletin of the New York Public Library. Monthly.
 Coal Trade Journal. New York. Weekly.
 Century Magazine. New York. Monthly.
 Current Literature. New York. Monthly.
 Dun's Review. New York. Weekly.
 Dun's Review. International edition. New York. Monthly.
 Engineering Magazine. New York. Monthly.

- Engineering and Mining Journal. New York. Weekly.
 Engineering News. New York. Weekly.
 Export Implement Age. Philadelphia. Monthly.
 Field Columbian Museum Publications. Chicago.
 Forum (The). New York. Quarterly.
 India Rubber World. New York. Monthly.
 Journal of Geography. New York. Monthly.
 Library Journal. New York. Monthly.
 Literary Digest. New York. Weekly.
 *Manufacturer and Exporter. New York. Quarterly.
 Mexican Industrial Review. Chicago. Monthly.
 Miner and Manufacturer. El Paso, Tex. Monthly.
 Mining World. Chicago. Weekly.
 Modern Machinery. Chicago. Monthly.
 Modern Mexico. St. Louis. Monthly.
 National Geographic Magazine. New York. Monthly.
 New-Yorker Handels-Zeitung. New York. Weekly.
 North American Review. New York. Monthly.
 Novedades (Las). New York. Weekly.
 Outlook (The). New York. Weekly.
 Patent and Trade Mark Review. New York. Monthly.
 Records of the Past. Washington, D. C. Monthly.
 Scientific American. New York. Weekly.
 Scientific American. Export Edition. New York. Monthly.
 Sister Republics. Denver, Colo. Monthly.
 The Technical World. Chicago. Monthly.
 United States Consular Reports. Washington. Daily and monthly.
 World To-day (The). Chicago. Monthly.
 World's Work. New York. Monthly.

URUGUAY.

- Anales del Departamento de Ganadería y Agricultura. Montevideo. Monthly.
 *Montevideo Times. Montevideo, Uruguay. Daily.
 Revista de la Unión Industrial Uruguaya. Montevideo. Semimonthly.

VENEZUELA.

- El Fonógrafo. Maracaibo. Daily.
 Gaceta Oficial. Caracas. Daily.
 *Venezuelan Herald. Caracas.

BOLETIM MENSAL

DA

SECRETARIA INTERNACIONAL DAS REPUBLICAS AMERICANAS,

União Internacional das Republicas Americanas.

VOL. XXI.

OUTUBRO DE 1905.

No. 4.

PRODUÇÃO E CONSUMO DO CAFÉ.

O commercio universal do café, do chá e do cacáo, é o assumpto de uma monographia preparada pelo Departamento do Commercio e do Trabalho, e publicada no "Monthly Summary" correspondente ao mez de Julho. Segundo este relatório houve um enorme augmento na produção e consumo destes estimulantes. No caso do café, a America Central e a America do Sul são o centro de produção, contribuindo actualmente o Brazil para o consumo universal deste producto com tres quartas partes do total. Os termos "Java" e "Mocha," que outr'ora indicavam o paiz de origem do producto, hoje significam sómente a qualidade e mistura.

O consumo do café nos principaes paizes do mundo em 1904 foi como se segue:

	Libras.
Estados Unidos	960, 879, 000
Allemanha	396, 205, 000
França	167, 552, 000
Belgica	125, 411, 000
Austria-Hungria	108, 687, 000
Hollanda	28, 930, 000
Reino Unido	28, 783, 000
Canadá	6, 189, 000

"Em outras palavras," diz o "Summary," "consumimos quasi duas quintas partes da produção universal de café em 1904, que foi de 2, 299,270,000 libras, entendendo-se pelo termo produção a quantidade exportada e importada, porque não ha dados estatísticos do consumo domestico dos paizes productores.

"Durante os ultimos annos, os Estados Unidos teem recebido seus supprimentos de café principalmente do Brazil. Em 1904, de um total de 960,879,000 libras de café importadas, 741,759,000 libras eram provenientes do Brazil. Os cafés do Brazil são classificados como

tortes, em distincção dos cafés brandos de outras procedencias, incluindo as possessões insulares dos Estados Unidos. Além disto, os cafés provenientes do Brazil são mais baratos. Consequentemente, para que os Estados Unidos façam suas compras de café em parte dos mercados nacionaes, são necessarias duas coisas: (1) deve-se operar uma mudança no gosto do consumidor, substituindo-se os cafés fortes pelos cafés doces; (2) os cafés doces ou brandos devem tornar-se mais baratos, ou o consumidor norte-americano ha de gastar mais. Que é possível transformar o gosto do povo desse modo acaba de ser provado na Grã Bretanha, onde o chá chinéz tem sido substituído pelo chá da India. É provado mais pelo facto que em algumas partes da Europa a chicorea, que no principio foi adicionada ao café como adulterante, é hoje considerada como uma addição indispensavel, sendo mesmo vendida separadamente para aquelle fim. Quanto ao preço, é difficil, certo, fazer predicções. É de notar, porém, que os Estados Unidos tem sido considerado até agora como o paiz para onde se pode exportar todo o café que não podia ser vendido nos outros mercados, e parece que esta condição não será tolerada mais pelo povo norte-americano."

Como diz o Sr. JOSEPH M. WALSH, em seu livro intitulado "Coffee, Its History, Classification and Description" (Café, Sua Historia, Classificação e Descripção), Philadelphia, 1894: "Não é exaggerado dizer que mais que a metade da bebida que se disfarça sob o nome de café não é digna dessa appellação, e que a maior parte do povo deste paiz passam toda a sua vida e morrem sem mesmo conhecerem o verdadeiro sabor dessa bebida deliciosa e excitante. Está-se fazendo actualmente uma propaganda neste sentido, e certo é que quem tiver-se familiarizado com uma qualidade superior de café, não mais fará uso de uma qualidade inferior. É muito provavel que o gosto norte-americano se torne mais exigente, e o resultado disso seria uma progressiva procura de cafés brandos, taes como as possessões insulares dos Estados Unidos podem fornecer."

Outro facto digno de menção é que o consumo de chá e de café, em toda a parte onde estes dois artigos fazem parte da dieta popular, tende a augmentar constantemente. Considerando sómente aquelles paizes cuja estatistica demonstra consideravel consumo de café, taes como os Estados Unidos, Alemanha, o Reino Unido, Hollanda, Belgica, França e Austria-Hungria, achamos que o consumo combinado tem augmentado de cerca de 60 por cento, de 1,140,740,000 libras em 1884 a 1,816,447,000 libras em 1904 em comparação com um augmento de população de cerca de 30 por cento nos paizes citados durante o mesmo periodo.

Nos Estados Unidos o consumo total tem quasi duplicado, ao passo que o consumo por habitante tem augmentado de cerca de 26.9 por cento, ou de 9.26 libras a 11.75 libras por habitante, durante o periodo em consideração. As mesmas considerações são applicaveis aos paizes

maiores consumidores de chá, isto é, o Reino Unido, Russia, Estados Unidos, Alemanha, Hollanda e França, nos quaes o consumo de chá tem augmentado de 317,982,000 libras em 1884 a 505,233,000 libras em 1904, ou seja 58,9 por cento, ao passo que a população nestes paizes augmentou durante o mesmo periodo de apenas 27 por cento. O consumo por cabeça, pelo menos naquelles paizes em que o chá é uma bebida tão popular como o café neste paiz, mostra, quasi a mesma proporção de augmento. No Reino Unido o consumo de chá por habitante augmentou de 4,90 libras a 6 libras, ou seja 22,5 por cento no periodo de 1884 a 1904.

De interesse especial aos Estados Unidos é a industria de café de Porto Rico. O anno de maior produção de café neste paiz corresponde ao de 1896, em que a exportação attingiu a 58,763,476 libras no valor de \$8,318,544. A baixa nos preços, que tornou-se sensivel naquella epocha, juntamente com o furacão de Agosto de 1899, a mudança no systema monetario, e a perda parcial dos mercados hespanhóes, francezes e cubanos, deram em resultado uma grande diminuição na produção, de modo que no anno fiscal de 1900-1901, a exportação de café foi de só 12,159,008 libras, no valor de \$1,678,988. De então para cá, a produção tem augmentado constantemente, sendo a exportação em 1904 de 34,329,972 libras, no valor de \$3,903,257. Ha toda a perspectiva que a produção em breve será igual á do anno de 1896, especialmente desde que Cuba, em virtude do tratado de reciprocidade, concede ao café de Porto Rico uma redução de direitos de 20 por cento, e que o vasto mercado dos Estados Unidos, que outr'ora consumia uma quantidade insignificante do café dessa procedencia, hoje absorve uma proporção crescente deste producto.

Parece tambem que os Estados Unidos é virtualmente o unico paiz do mundo que não cobra direitos sobre o café. A monographia apparentemente toma este facto em consideração, porque trata da situação insular com referencia ao café.

Outra importante feição do projecto de impor direitos sobre as importações de café, encontra-se no facto que os preços de retalho não parecem variar substancialmente em obediencia ás fluctuações nos preços do varejo.

O seguinte quadro extrahido do "Summary" mostra os preços maximos e minimos, ao varejo, do café do typo Rio No. 7 durante uma serie de annos:

Annos.	Maximum.	Minimum.	Annos.	Maximum.	Minimum.
	<i>Centavos.</i>	<i>Centavos.</i>		<i>Centavos.</i>	<i>Centavos.</i>
1891-92.....	17,25	10,35	1898-99.....	6,60	4,55
1892-93.....	17,70	11,75	1899-1900.....	8,05	4,10
1893-94.....	17,75	12,80	1900-1901.....	9,20	5,00
1894-95.....	15,75	10,45	1901-2.....	8,00	4,65
1895-96.....	15,60	9,55	1902-3.....	6,10	3,55
1896-97.....	11,80	6,65	1903-4.....	9,40	3,55
1897-98.....	7,80	4,60	1904-5 (dez menses).....	9,00	6,75

Segundo o relatório annual da Bolsa de Café de Nova York, o supprimento visível do mundo em 1º de Julho de 1905, e durante uma serie de annos, foi o seguinte:

	Saccas.
Stock na Europa	5, 740, 123
Stock no Rio	182, 000
Stock em Santos	818, 000
Stock na Bahia	25, 000
Stock nos Estados Unidos	4, 130, 587
	<hr/>
Em viagem —	10, 895, 710
Para os Estados Unidos proveniente do Brazil	168, 800
Para os Estados Unidos proveniente da Europa	
Para os Estados Unidos proveniente da Java e o Oriente	2, 000
Para a Europa proveniente da Java e o Oriente	43, 000
Para a Europa proveniente do Brazil	130, 000
Para a Europa proveniente dos Estados Unidos	5, 000
Embarcado:	
Rio	21, 000
Santos	
Total	11, 265, 510
Total em 1º de Janeiro de 1905	13, 916, 399
Total em 1º de Julho de 1904	12, 361, 454

Os quadros em seguida mostram as chegadas e entregas de café nos Estados Unidos e na Europa durante os ultimos tres exercicios:

Chegadas de café nos oito principaes portos da Europa.

Mezes.	1904-5.	1903-4.	1902-3.
	Saccas.	Saccas.	Saccas.
Julho	531, 522	737, 035	640, 227
Agosto	492, 398	649, 822	728, 825
Setembro	701, 016	957, 146	773, 976
Outubro	660, 585	1, 241, 513	1, 028, 130
Novembro	690, 671	1, 148, 997	1, 165, 590
Dezembro	757, 798	824, 816	1, 112, 746
Januario	651, 050	776, 009	961, 069
Fevereiro	516, 894	598, 939	863, 567
Março	799, 250	593, 716	793, 910
Abril	686, 842	700, 560	708, 233
Maió	777, 644	759, 844	672, 829
Junho	428, 190	604, 048	637, 881
Total para os 12 mezes	7, 665, 010	9, 622, 425	10, 018, 813

Entregas de café nos oito principaes portos da Europa.

Mezes.	1904-5.	1903-4.	1902-3.
	Saccas.	Saccas.	Saccas.
Julho	713, 350	700, 618	641, 678
Agosto	793, 565	708, 434	719, 606
Setembro	911, 708	897, 717	874, 312
Outubro	856, 475	1, 041, 333	925, 049
Novembro	843, 562	839, 735	799, 881
Dezembro	787, 991	785, 982	689, 649
Januario	820, 089	840, 505	732, 345
Fevereiro	604, 884	780, 199	688, 788
Março	833, 911	673, 285	849, 851
Abril	748, 931	666, 217	736, 085
Maió	882, 056	641, 542	879, 085
Junho	677, 158	705, 161	592, 277
Total	9, 475, 680	9, 280, 651	9, 118, 021

Stocks de café nos oito principais portos da Europa.

Meses.	1905-6.			1904-5.			1903-4.		
	Saccos.			Saccos.			Saccos.		
Julho.....	5,740,123			7,550,793			7,200,000		
Agosto.....				7,008,965			7,240,426		
Setembro.....				7,067,688			7,186,814		
Outubro.....				6,857,106			7,246,243		
Novembro.....				6,661,116			7,446,323		
Dezembro.....				6,476,275			7,736,765		
Janeiro.....				6,146,082			7,794,589		
Fevereiro.....				6,277,043			7,790,043		
Março.....				6,188,993			7,548,783		
Abril.....				6,154,332			7,439,364		
Maió.....				6,092,263			7,533,607		
Junho.....				5,987,791			7,651,909		

Chegadas de café nos Estados Unidos.

Meses.	1904-5.		1903-4.	
	Café do Brazil.	Café de outras procedencias.	Café de outras procedencias.	Café de outras procedencias.
Julho.....	331,304	427,203	377,433	636,300
Agosto.....	614,614	729,348	626,300	626,300
Setembro.....	639,659	813,859	569,779	626,300
Outubro.....	368,489	1,056,312	674,323	626,300
Novembro.....	636,766	772,164	541,369	626,300
Dezembro.....	816,668	921,376	968,919	626,300
Janeiro.....	497,980	625,193	732,782	626,300
Fevereiro.....	600,031	688,947	1,075,262	626,300
Março.....	349,228	500,849	470,533	626,300
Abril.....	495,360	613,323	373,007	626,300
Maió.....	273,506	394,094	468,700	626,300
Junho.....	149,892	237,201	380,936	626,300
Total para os 12 meses.....	6,423,188	7,779,250	7,439,393	626,300

Entregas de café nos Estados Unidos.

Meses.	1904-5.		1903-4.	
	Café Brazilero.	De outras procedencias.	De outras procedencias.	De outras procedencias.
Julho.....	350,582	458,021	638,057	638,057
Agosto.....	407,211	591,031	509,654	638,057
Setembro.....	474,037	588,635	592,029	638,057
Outubro.....	533,474	633,288	649,401	638,057
Novembro.....	542,077	664,019	561,973	638,057
Dezembro.....	489,130	631,144	528,316	638,057
Janeiro.....	434,690	563,123	727,628	638,057
Fevereiro.....	400,674	493,072	670,296	638,057
Março.....	460,130	530,545	629,839	638,057
Abril.....	424,301	555,092	494,093	638,057
Maió.....	416,135	592,586	386,106	638,057
Junho.....	873,353	480,499	465,324	638,057
Total para os 12 meses.....	5,285,004	6,687,673	6,853,056	638,057

0,227
8,825
3,976
8,130
5,590
2,746
3,089
6,587
61,910
30,233
2,629
37,881
14,613
2-3.
000.
41,627
719,066
874,312
225,000
739,881
689,649
782,346
698,796
849,861
726,093
879,085
592,277
118,622

O supprimento visivel do mundo no 1° de cada mez durante o periodo em revista era o seguinte:

Mezes.	1901-5.	1902-1.	1902-3.
	<i>Saccas.</i>	<i>Saccas.</i>	<i>Saccas.</i>
Julho.....	12,361,454	11,900,173	11,261,331
Agosto.....	12,580,148	12,570,166	11,590,067
Setembro.....	13,492,498	13,148,200	12,228,947
Outubro.....	14,266,592	13,770,429	13,005,325
Novembro.....	14,350,926	13,918,131	12,263,284
Dezembro.....	14,086,550	13,838,109	13,217,901
Janeiro.....	13,916,399	13,757,746	13,212,776
Fevereiro.....	13,621,720	13,312,404	12,769,014
Março.....	13,271,745	13,181,110	12,517,286
Abril.....	12,967,170	12,918,105	12,380,627
Maió.....	12,297,490	12,759,372	12,248,273
Junho.....	11,682,586	12,670,268	11,856,843

PRODUCCÃO E CONSUMO DO CACÁO.

O consumo do cacáo tem ido augmentando-se em uma proporção maior que o do café ou do chá. Os dados estatísticos da produção mundial do cacáo abrangem apenas os ultimos dez annos. Segundo o "Gordian," um jornal commercial allemão, o consumo mundial de cacáo augmentou de 142,212,611 libras em 1893. a 280,981,266 libras em 1904, ou seja 97.5 por cento. O augmento foi especialmente notavel nos Estados Unidos, pois subiu de 17,494,936 libras em 1894. a 62,848,917 libras em 1903. ou seja um augmento de 259 por cento. Devido ao facto que se consome o cacáo tanto na forma solida como na liquida, seu consumo em alguns paizes europeus, taes como França, Allemanha e Hollanda, é maior que o do chá.

O seguinte quadro mostra o consumo, por habitante, do café, chá e cacáo, em alguns dos principaes paizes no anno de 1903:

Paizes.	Consumo por habitante.		
	Café.	Chá.	Cacáo.
	<i>Libras.</i>	<i>Libras.</i>	<i>Libras.</i>
Estados Unidos.....	10.79	1.30	0.56
Reino Unido.....	.71	6.03	.91
Allemanha.....	6.80	.12	.81
França.....	6.27	.06	1.15
Hollanda.....	14.39	1.45	4.35

PRODUCCÃO UNIVERSAL DO TRIGO.

O seguinte quadro, extrahido do "Daily Express" de Londres, mostra as quantidades de trigo que os respectivos paizes tem de importar para satisfazer as necessidades de consumo:

	Arrobas.
Reino Unido.....	25,000,000
Allemanha, Belgica e Hollanda.....	16,000,000
Italia.....	4,000,000

	Arrobas.
Suissa, Grecia e Scandinavia	4,500,000
França	3,500,000
Hespanha e Portugal	3,000,000
Paizes ex-europeos	7,000,000
Total	63,000,000

O seguinte quadro mostra os paizes que tem excesso de produçào:

	Arrobas.
Estados Unidos e Canadá	22,000,000
Russia	14,500,000
Roumania e Bulgaria	10,500,000
Chile, Africa do Norte e Turquia	1,500,000
Argentina	12,000,000
Australasia	5,000,000
India	7,000,000
Austria-Hungria	2,000,000
Total	74,500,000

O relatorio demonstra a produçào e consumo comparativos dos diversos paizes. A Argentina está rapidamente chegando ao segundo lugar por muitos annos occupado pela Russia. Das 22,000,000 arrobas que figuram na lista como o excesso da produçào dos Estados Unidos e Canadá, 4,000,000 arrobas correspondem ao Canadá. Diz o "Express," em conclusào:

Não é tão difficil, como o era o anno passado, fazer predicçõe quanto aos preços do trigo. A perspectiva este anno é muito mais favoravel. Os preços de trigo, farinha de trigo e pão são actualmente muito baixos, e não é provavel que soffrão augmento sob condiçõe normaes. Ha uma quantidade de trigo mais que sufficiente para satisfazer todas as necessidades do consumo universal, e como está felizmente terminada a terrivel guerra travada entre a Russia e o Japão, que por tanto tempo tem sido um elemento perturbador, os preços tenderão a baixar, a menos que occorresse alguma circumstancia inesperada, tal como complicaçõe politicas ou serios prejuizos ás colheitas da Argentina, Australia e India.

REPUBLICA ARGENTINA.

EXPORTAÇÃO DE TRIGO NO PRIMEIRO SEMESTRE DE 1905.

O "South American Journal," em sua edição de 16 de Setembro de 1905, diz que foram exportados do porto da Bahia Blanca durante o mez de Julho, 1,325,427 saccos de trigo, pesando 141,503 toneladas, comparados com 643,464 saccos, pesando 53,669 toneladas, em igual periodo de 1904. Durante os primeiros seis mezes de 1905, a expor-

tação de trigo ascendeu a 7.899,057 saccos, pesando 599,642 toneladas. A exportação de trigo por mezes foi como se segue:

	Toneladas.	Saccos.
Janeiro	36,420	392,354
Fevereiro	57,803	789,596
Março	117,568	1,549,617
Abril	129,541	1,843,567
Maió	131,465	1,690,447
Junho	126,845	1,673,679
Total	599,642	7,899,057

CHILE.

RELATORIO SOBRE A INDUSTRIA DO SALITRE, 1° SEMESTRE DE 1905.

Segundo o relatório da "Asociación de Propaganda Salitrera" para os primeiros seis mezes do anno commum de 1905, a produção do salitre nesse periodo foi de 18,324,399 quintaes, ou 3,709,141 mais que no periodo correspondente de 1904. No periodo em consideração a exportação e o consumo foram representados pelas seguintes cifras:

Exportação, 15,242,870 quintaes, ou 2,471,792 quintaes mais que em egual periodo de 1904; consumo, 24,048,106 quintaes, ou 1,178,229 quintaes mais que no periodo correspondente do anno anterior.

São de interesse os dados estatísticos da produção, exportação e consumo do salitre no anno salitreiro de 1904-5. O anno salitreiro de 1904-5, no que se refere a produção e exportação, começa em 1° de Abril de 1904 e termina em 31 de Março de 1905, e quanto ao consumo começa em 1° de Maio de 1904, e termina em 30 de Abril de 1905. A produção total elevou-se a 36,661,125 quintaes, o que mostra um augmento de 5,021,746 quintaes sobre a produção do anno de 1903-4. A exportação em 1904-5 attingiu a 34,200,521 quintaes, ou a 2,604,619 quintaes mais que em 1903-4. As entregas para consumo em 1904-5 montaram a 33,798,013 quintaes, ou 994,854 quintaes mais que em 1903-4. O anno de 1904-5 tem sido até agora o de maior produção e consumo que tenha tido a industria salitreira.

As cifras relativas á produção, exportação e consumo no primeiro trimestre de 1905-6, accusam augmentos insignificantes comparados com a respectiva produção, exportação e consumo do periodo correspondente de 1904-5. A produção total no primeiro trimestre de 1905-6 foi de 9,225,106 quintaes, ou 941,308 quintaes mais que no periodo correspondente de 1904-5; a exportação foi de 6,799,564 quintaes, ou 884,111 quintaes mais que em egual periodo de 1904-5, ao passo que as entregas para consumo attingiram a 5,691,628 quintaes, o que mostra um augmento de 138,743 quintaes sobre o de egual periodo do anno salitreiro anterior.

O relatório chama a atenção para o facto que, ao passo que o consumo em 1904-5 excedeu ao de 1903-4, em só 3.033 por cento, a exportação augmentou de 8.244 por cento. Um dos objectivos que a Associação tinha em vista ao fixar a quota de exportação para o anno de 1904-5, em 36,000,000 quintaes, era augmentar os supprimentos do salitre deixando margem para o augmento de consumo que pudesse occorrer naquelle anno, assim impedindo forte alta de preços. Este objecto, porém, não foi senão em parte realizado, pois o augmento de consumo naquelle anno foi insignificante e o excesso de exportação foi usado para supprir a falta nos supprimentos visiveis da Europa no fim do anno de 1903-4.

O relatório relativo ao quarto anno da combinação salitreira, 1904-5, que foi distribuido em Abril, diz que a quantidade de salitre para ser exportada durante o anno foi de 38,823,166 quintaes, mas que a exportação realizada foi de 34,200,521 quintaes, ou seja 11.907 por cento menos que a quota fixada, que foi de 36,000,000 quintaes, e, por conseguinte, restam para serem exportados 1,799,479 quintaes. A quota de produção para o mesmo periodo foi fixada em 33,684,542 quintaes, mas a produção realizada foi de 2,071,970 quintaes em excesso desta quantidade. A existencia de salitre na costa em 31 de Março de 1905 foi de 6,717,535 quintaes, e o total das quotas assignadas aos differentes estabelecimentos na data do relatório foi de 57,569,000 quintaes. Os membros da Associação, na assemblea extraordinaria que teve lugar no dia 1º de Maio, resolveram fixar a quota para o anno de 1905-6 em 39,000,000 quintaes. Resolveu-se tambem fixar em 85 por cento da exportação total correspondente a cada productor, a quantidade que deverá ser exportada durante os nove mezes, desde 1º de Abril a 31 de Dezembro de 1905.

Tambem foi accordado fazer uma redução de 30 por cento na quota inicial de todos os estabelecimentos, com excepção dos que comecam a funcionar no presente anno. O total das quotas que tem de ser repartidas pro rata entre os estabelecimentos é de 48,194,000 quintaes. Calcula-se que a exportação no anno de 1905-6 não excederá de 37,000,000 ou 37,500,000 quintaes. O relatório faz referencia á falta de meios de transporte no porto de Antofagasta, e diz que dos 3,973,297 quintaes que estavam naquelle porto na data do relatório esperando embarque, seria possivel exportar sómente 2,000,000 ou 2,500,000 quintaes.

Estão actualmente em construcção ou em estudo 38 novos estabelecimentos, com uma capacidade productora de 38,000,000 quintaes. Desses estabelecimentos, dezanove comearão a funcionar em Abril proximo. A somma que a Associação. paga com a propaganda do salitre monta a £40,000 annualmente.

RENDAS ADUANEIRAS NO PRIMEIRO SEMESTRE DE 1905.

Segundo o "Board of Trade Journal" de Londres, de 14 de Setembro de 1905, as rendas arrecadadas pelas alfandegas do Chile durante os primeiros seis mezes do presente anno foram na importancia total de \$39,327,377, sendo \$24,467,335 o producto dos direitos de exportação, e \$14,859,992, o dos direitos de importação. Em egual periodo do anno anterior o producto dos direitos de exportação e importação foi de \$21,316,133 e \$15,466,409, respectivamente. Houve um augmento nos direitos de exportação para o semestre de 1905 de \$3,151,252. Este augmento foi devido ao desenvolvimento progressivo da industria do nitrato.

A diminuição havida nos direitos de importação durante o mesmo periodo foi de \$606,417. Essa diminuição foi realizada em sua maior parte nos portos contiguos aos districtos agricolas, e é devida ás pequenas colheitas de cereaes, que tem affectado os recursos, e consequentemente o consumo da maioria dos habitantes daquelles districtos.

ESTADOS UNIDOS.**COMMERCIO COM OS PAIZES LATINO-AMERICANOS.****RELAÇÃO MENSAL DAS IMPORTAÇÕES E EXPORTAÇÕES.**

O quadro dado na pagina 1136 é extrahido da relação compilada pelo chefe da Repartição de Estatística do Departamento do Commercio e Trabalho, mostrando o commercio entre os Estados Unidos e os paizes latino-americanos. A relação corresponde ao mez de Agosto de 1905, com uma relação comparativa para o mez correspondente do anno anterior, assim como para os oito mezes findos em Agosto de 1905, comparados com o periodo correspondente do anno anterior. Deve-se explicar que os algarismos das varias alfandegas, mostrando as importações e exportações de um só mez, são recebidos no Ministerio da Fazenda até quasi o dia 20 do mez seguinte, e perde-se algum tempo necessariamente em sua compilação e impressão. Por conseguinte, as estatísticas para o mez de Agosto, por exemplo, não são publicadas até os primeiros dias de Outubro.

COMMERCIO EXTERIOR EM AGOSTO DE 1905.

Os algarismos provisórios do commercio exterior para o mez de Agosto e para os oito mezes de 1905 que acabam de ser publicados pela Repartição de Estatística, mostram um augmento extraordinario tanto na importação como na exportação. O valor total da importação em Agosto de 1905 foi de \$95,826,548, contra \$87,737,866

em egual mez do anno anterior. Si compararmos essas cifras com as do mesmo mez em annos immediatamente anteriores vê-se um augmento progressivo: \$82,049,261 em 1903, \$78,923,281 em 1902, \$73,127,217 em 1901 e \$61,820,488 em 1900. O valor dos generos importados durante os oito mezes de 1905 attingiu á cifra de \$779,345,809, contra \$657,269,364 em egual periodo do anno anterior, o que mostra um augmento de \$103,076,445 a favor de 1905. No mesmo periodo de 1903, as importações foram por valor de \$676,981,594, \$614,413,297 em 1902, \$579,650,756 em 1901 e \$564,898,833 em 1900. Considerada em seu conjunto a importação accusa substancial progresso durante os ultimos seis annos.

O augmento havido no valor da exportação no mez de Agosto foi consideravelmente maior que o verificado na importação, e é devido em sua maior parte ás remessas extraordinariamente grandes de algodão para o estrangeiro. O valor total da exportação para o mez foi de \$117,453,581, contra \$92,253,881 em egual mez do anno anterior, o que mostra um augmento de mais de \$25,000,000. Quasi a metade desse augmento foi realizado em algodão, sendo de \$17,232,269 o valor das exportações desse producto, contra \$6,136,334 em Agosto do anno passado. A exportação de cereaes augmentou de \$5,341,838 a \$7,826,335; a de productos alimenticios de \$14,157,270 a \$17,072,808, e a de oleo mineral de \$6,580,890 a \$6,918,821. Esses quatro productos domesticos são os em que foi realizado dois terços do augmento total. Comparando-se as cifras de exportação para o mez de Agosto durante o periodo de 1900-1905, ver-se-há que o augmento não tem sido tão progressivo como na importação. Em Agosto de 1903 a exportação foi por valor de \$89,446,557; em 1902, por valor de \$94,942,310; \$108,024,209 em Agosto de 1901 e \$103,575,965 em 1900. A exportação em Agosto do presente anno foi a maior jamais registrada.

O valor total dos generos exportados durante os primeiros oito mezes de 1905 foi de \$966,353,925, contra \$851,203,457 em egual periodo do anno precedente. Aqui tambem é o algodão um factor importante do augmento, sendo de \$187,578,010 o valor da exportação deste producto nos oito mezes, contra \$153,272,768 em egual periodo do anno anterior. O valor dos productos alimenticios exportados subiu de \$61,956,893 em 1904 a \$74,037,388 em 1905, e o das proviões de bocca de \$126,205,856 a \$137,439,604, ao passo que as exportações de oleo mineral diminuiram de \$51,461,972 a \$49,981,700. Por estes algarismos se vê que do augmento de \$115,149,568, quasi a metade foi realizada nos quatro productos domesticos. A maior cifra attingida até hoje para este periodo de oito mezes foi a correspondente ao anno de 1901, quando o valor da exportação subiu a \$939,329,341. Em 1900, a exportação attingiu a \$916,062,516, diminuindo em 1902 a \$821,929,100; em 1903 subiu a \$878,911,631, para decrescer no anno

seguinte a \$851,203,457. O summario para Agosto e para os oito mezes, quando completo, mostrará, sem duvida, substancial augmento na exportação de productos manufacturados.

O movimento do ouro tem sido reduzido desde os primeiros dous mezes do presente anno. As importações de ouro em Agosto foram por valor de \$3,146,223, e as exportações, de \$274,153, o que deixa um excesso de importações de \$2,872,070. Em Agosto de 1904 as exportações de ouro attingiram a \$10,762,818, e as importações deste metal foram de \$7,764,491, ou sejam \$2,998,327 menos que as exportações. As importações de ouro feitas durante os oito mezes foram de \$24,699,625, ou \$16,565,392 menos que as exportações que foram de \$41,265,017. Dessa somma, \$31,622,490 foram exportados em Janeiro e Fevereiro, formando parte de um grande movimento que começou em Novembro do anno passado.

GUATEMALA.

EXPORTAÇÃO DE CAFÉ NO PERIODO DE 1898-1904.

Nos dados estatísticos do commercio de Guatemala para o anno de 1904, publicados pelo Ministerio de Relações Exteriores da Grã Bretanha, estão incluídas as exportações de café realizadas nos annos de 1898 a 1904, que foram as seguintes:

[quintaes de 100 libras.]

Annos.	Limp.	Em ce- reja.	Total.
1898.....	334, 461	491, 572	826, 033
1899.....	327, 460	514, 484	841, 944
1900.....	323, 633	406, 163	729, 796
1901.....	364, 481	389, 665	754, 146
1902.....	443, 138	413, 606	856, 744
1903.....	368, 841	262, 661	631, 502
1904.....	372, 172	344, 365	716, 537

Deste quadro se vê que a exportação em 1904 excedeu á do anno anterior em 85,000 quintaes, mas foi um pouco inferior á média dos ultimos sete annos. Em Agosto de 1904, a colheita foi estimada em cerca de 750,000 quintaes, tendo sido muito satisfactoria a producção na parte occidental do paiz, e em algumas fazendas attingindo ás maiores cifras jamais registradas. Esta situação foi o resultado das condições extraordinarias que prevaleciam no paiz depois da erupção do vulcão de Santa Maria em 1902, quando a grande quantidade de cinzas que cahiram fizeram com que os cafeeiros ficassem despidos de suas flores, occasionando a perda da colheita naquelle anno, mas fortificando as arvores para o anno seguinte. Na zona oriental, as plantações em geral não deram mais que 50 por cento de sua producção média, devido as desastrosas chuyas que cahiram durante o anno no

districto de Palo Vera Paz, onde se cultiva o café de qualidade superior. A despeza incorrida com a colheita do café foi maior que em annos passados, devida ao elevado preço do milho, que é o principal alimento dos apanhadores.

Os Estados Unidos e a Alemanha são os paizes maiores consumidores do café limpo de Guatemala, ao passo que a Alemanha e o Reino Unido tomam a maior parte do café em cereja.

CONDIÇÕES ECONOMICAS EM 1904.

Os valores do commercio e as condições economicas de Guatemala em 1904, mostram um progresso ascendente. O seguinte quadro preparado pelo Consal Britannico acreditado naquella Republica mostra o progresso que se tem feito no commercio durante os ultimos sete annos (1898-1904):

Annos.	Importa- ção.	Exporta- ção.
1898	£970,167	£976,316
1899	751,511	1,674,111
1900	625,139	1,478,640
1901	851,791	1,301,897
1902	803,373	1,806,302
1903	594,327	1,343,797
1904	1,008,228	1,510,373

Por este quadro se vê que a importação em 1904 excedeu em valor á dos annos anteriores, ao passo que a exportação, ainda que foi pouco superior á média dos sete annos precedentes, excedeu á de 1903 em £166,576.

A receita ordinaria em 1904 attingiu a \$1,391,078, ouro, e \$11,076,020, papel, que equivalem a £418,445, contra £220,000 em 1903. A despeza ordinaria do anno que foi fixada em \$16,798,737, papel, excedeu aquella quantia em mais de \$6,000,000, papel. As receitas extraordinarias provenientes da venda a um syndicato norte-americano de apolices nacionaes garantidas pelo direito de exportação sobre o café, foram na importancia de \$12,597,100, e as provenientes de diversas outras fontes importam em \$728,721, perfazendo o total de \$13,325,821. A amortização dessas apolices, incluindo as transacções pendentes, foi na importancia de \$17,572,641, papel. A divida externa com os juros foi, em 31 de Dezembro proximo passado, de £1,791,815. A divida interna na mesma data foi de \$3,617,920, papel, ou seja £53,354. Os juros das dividas externas e internas não foram pagos durante o anno.

Quanto ás condições industriaes do paiz, diz-se que a industria de madeiras começa a assumir dimensões importantes, tendo sido exportados durante o anno de 1904 não menos que 5,696,470 pés de madeiras, principalmente de mogno. Desta quantidade, as tres quartas partes foram exportadas para o Mexico. Exportaram-se durante o anno, 60,415 couros no valor de £45,193, dos quaes a maior parte foi enviada

para a Alemanha e os Estados Unidos. As exportações de borracha montaram a 4,389 quintaes, no valor de £43,984, sendo a Alemanha o principal comprador. Essa industria está ainda mais ou menos em embrião. A cultura de bananas é destinada a ser uma das principaes industrias do paiz. A exportação em 1904 montou a 425,153 cachos no valor de £25,509. Com a conclusão da Estrada de Ferro do Norte de Guatamala será dado um grande estímulo á essa industria. Os concessionarios desta estrada tem obtido a concessão de grande area de terrenos cerca de 260 milhas quadradas propios para o cultivo de bananas, e muitas outras plantações tem sido estabelecidas. A United Fruit Company dos Estados Unidos é a principal corporação interessada, e todas as bananas produzidas são exportadas para os Estados Unidos.

A quantidade de assucar exportada foi a mais pequena que se tem registrada durante muitos annos, sendo de 37,355 quintaes no valor de £22,413. Os altos preços que tem regulado ultimamente servirão provavelmente como incentivo ao desenvolvimento desta industria.

A produção dos principaes productos do paiz foi a seguinte: Assucar, 2,111,417 quintaes; assucar bruto, 943,448 quintaes; milho, 1,687,668 quintaes; café, 811,807 quintaes; feijão, 126,694 quintaes; trigo, 77,320 quintaes; batatas doces, 27,252 quintaes; tabaco, 19,550 quintaes, e bananas, 786,828 cachos.

HAITI.

DIREITOS DE PORTO.

“Le Moniteur Officiel” de 9 de Agosto de 1905, publica o texto de um contracto que o Governo de Haiti celebrou com certos individuos para a construcção de pharóes em diversos portos da Republica. A lei approvando o contracto estabelece o imposto de pharóes em 5 centimos ouro por tonelada de arqueação, para os portos de Jaemel, Les Cayes, Jérémie, Miragoâne, Petit-Goâve, Gonaïves, Saint-Marc e Port-au-Paix.

Nos portos de Môle Saint-Nicolas e Cabo Tiburon não se cobrarão impostos de pharóes, porque esses portos não estão abertos ao commercio exterior.

Os navios estrangeiros que entrarem nos portos de Port-au-Prince e Cabo Haïtien pagarão impostos conforme a nova tarifa desde a data da promulgação da presente lei - isto é, pagarão 5 centimos ouro por tonelada de registro, em vez de 6 centimos ouro, que até agora pagavam.

MEXICO.

MENSAGEM DO PRESIDENTE DIAZ, 16 DE SETEMBRO DE 1905.

O terceiro periodo de sessões do Vigésimo-segundo Congresso da Republica do Mexico foi aberto no dia 16 de Setembro de 1905, pelo Presidente da Republica.

No primeiro paragrapho da mensagem o Presidente refere-se ás relações cordiaes que existem entre Mexico e os paizes estrangeiros. Assignala as extraordinarias demonstrações que fez o Governo dos Estados Unidos de America com motivo do fallecimento, em Washington, do Embaixador Mexicano. Nessa occasião, não só se tributaram ao finado todas as honras que por sua posição lhe correspondiam conforme aos usos internacionaes, mas além disto, o Governo Americano quiz dar ao Mexico uma prova de particular estimação, fazendo que um de seus navios de guerra conduzisse ás praias do Mexico o cadaver do Embaixador, e que o acompanhasse até sua ultima morada uma secção de marinheiros, que veio escoltando-o. Tão expressivas demonstrações não podiam deixar de produzir no animo do povo Mexicano uma impressão de vivo reconhecimento e de cordial sympathia.

Outros pontos da mensagem são os seguintes:

O tratado sobre reclamações por danos e prejuizos pecuniarios, subscripto na Conferencia Pan-Americana, depois de approvedo pela Camara de Senadores, foi opportunamente promulgado. Assim mesmo foi promulgada, previa a approvação do Senado e a ratificação do Executivo, a convenção para a troca de publicações entre os Governos Americanos. No mez de Agosto proximo passado se reuniu no Rio de Janeiro o terceiro Congresso Scientifico Latino-Americano, para o qual foi convidado o Governo do Mexico a enviar seus delegados. Ainda que não houve o tempo sufficiente para preparar e enviar uma delegação em forma, o Governo se fez representar pelo Encarregado de Negocios *ad interim* em Buenos Aires.

As medidas sanitarias contra a febre amarella tem continuado realizando-se com todo empenho. No primeiro semestre deste anno só se registraram 38 casos, contra 83 em egual periodo de 1904. Em geral a molestia tem estado restringida a algumas povoações do Isthmo de Tehuantepec, a das regiões immediatas, na forma de casos isolados e sem constituir epidemia. Em Veracruz não houve um só enfermo desde fins de Dezembro até principios de Julho, em que começaram a observar-se novos casos, e se trabalha com toda energia para evitar a propagação da enfermidade. O Conselho Superior de Saude tem iniciado alguns trabalhos contra o paludismo e faz estudos preparatorios para determinar a distribuição geographica desta enfermidade, como base primeira de qualquer plano para combatel-a.

Os dados estatísticos organizados pela Secretaria da Justiça demonstram que, na administração de justiça do Districto Federal e Territorios, se tem despachado regularmente.

De conformidade com o disposto pela lei de 16 de Maio ultimo, que creou a nova Secretaria da Instrução Publica e Bellas Artes, esta ficou constituida no dia 1º de Julho proximo passado. O numero de alumnos que frequentam as escolas primarias, tanto no Districto como nos Territorios Federaes, é de 57,703, o que significa um augmento de 10,000 approximadamente, si se compara esta cifra com a dos que assistiam ha um anno. Varios dos professores nomeados para aperfeiçoar seus estudos no estrangeiro tem regressado e estão prestando seus serviços novamente em nossas escolas. A Republica foi convidada a fazer-se representar em varios congressos internacionaes e esteve representada devidamente no de Sports e Educação Physica, reunido em Bruxellas em Junho ultimo; no de Ensino Agricola, que se effectuou em Liège no mez de Julho passado, e nos de Educação Physica e Instrução Primaria, que acabam de reunir-se em Liège.

Durante o segundo semestre do anno fiscal de 1904-5, a Secretaria do Fomento expediu 998 titulos para reduzir á propriedade particular 659,327 hectares de terras devolutas e nacionaes, que produziram ao Thesouro Federal 314,654 pesos, não obstante que muitos foram adjudicados gratuitamente para subvenção de estradas de ferro, gastos de demarcação e concessões a lavradores pobres. No mesmo periodo foram celebrados contractos para colonização no Estado de Chihuahua e na costa oriental de Yucatán.

A Commissão Geographico-Exploradora publicou em atlas a carta do Estado de Veracruz, e 14 folhas da Geral da Republica. Fixou 57 pontos por processos astronomicos em Chihuahua, Coahuila, Nuevo León e Tamaulipas, levantando a carta topographica de 1,100 kilometros de rios e 6,164 de estradas de rodagem.

No semestre de 1º de Janeiro a 30 de Junho do presente anno, se expediram 1,608 titulos de minas, que abrangem 26,135 propriedades. Juntando estes dados aos do semestre anterior, se obtem para o anno fiscal um movimento de 2,840 titulos de propriedades, abrangendo uma area de 45,826 hectares.

Para favorecer o desenvolvimento da industria e o commercio, foi celebrado um contracto que estabelece uma agencia financeira de informação.

No periodo de Janeiro a Junho de 1905, se concederam 453 patentes por invenções, e 20 por modelos e desenhos industriaes; registraram-se 319 marcas de fabrica, e renovaram-se 32 marcas com arranjo ao artigo 87 da lei vigente.

O systema ferroviario da Republica tem tido um augmento de 236 kilometros, contribuindo para elle em maior escala as emprezas da Estrada

de Ferro de Carpio a Temosáhic, que terminou sua linha com 87 kilometros; a de Chihuahua a Ojinaga com 60 kilometros; e a de Linares ao Mineral de San José, com 35 kilometros, e a de Atlamajac com 20 kilometros. A extensão total de toda a rede ferroviaria é de 16,866 kilometros. A construcção do Caminho de Ferro Pan-Americano prosegue satisfactoriamente, e já estão concluidos 20 kilometros de via. Na via ferrea de Guadalajara a Manzanillo se emprehenderam novamente as obras de construcção entre os kilometros 198 e 207. Na Estrada de Ferro de Tehuantepec se tem seguido substituindo os trilhos de 27 kilos por outros de 30 kilos. Concluiu-se e abriu-se ao trafego a ponte nova de Santa Lucrecia. Será submettido á sancção das Camaras Legislativas um contracto celebrado para a construcção de um caminho de ferro que una os Estados de Sonora, Sinaloa, Jalisco e Territorio de Tepic, com os demais da rede.

O movimento do serviço postal para o semestre em revista foi de 97,000,000 correspondencias, que, sommas ás do semestre anterior, dão um total para o anno de 178,000,000. Foram estabelecidas 5 novas administrações locais, 25 agencias e 10 officinas ambulantes. Os productos totaes do ramo alcançam a cifra de \$3,290,000 em numeros redondos, o que dá um augmento de 8.4 por cento, comparados com os do exercicio anterior. O movimento de vales postaes nacionaes foi de \$45,800,000, e o de vales internacionaes de \$1,480,000. Celebrou-se uma convenção postal com o Imperio Allemão para a permuta reciproca de vales postaes e, por seu intermedio, com a maioria das administrações da União Postal Universal, pondo-se em vigor o 1º de Julho do corrente anno.

A rede telegraphica tem tido um augmento de 1,200 kilometros. Teem-se estabelecido tres novos cabos com uma extensão de 10 kilometros: dous submarinos, um entre Xicalango e el Carmen, e o outro entre Ilha Aguada e Puerto Real, e um subfluvial de dous conductores no rio de Tepetitán, frente á povoação do mesmo nome. Estabeleceram-se 12 novas agencias, e a renda geral do ramo, durante o primeiro semestre do anno, mostra um augmento de 7 por cento sobre a do mesmo periodo do anno anterior. A Companhia Telegraphica Mexicana tem collocado, conforme seu contracto, um novo cabo entre Galveston e Coatzacoalcos, e as Companhias Telephonicas do serviço urbano da cidade de Mexico teem começado a estabelecer suas linhas subterraneas.

A receita do exercicio de 1904-5 ascendeu a mais de 90,000,000 pesos, o que mostra um augmento de cerca de 3,000,000 pesos sobre a do exercicio anterior. A cifra da despeza foi inferior á da receita, deixando um consideravel saldo.

Quanto ao serviço de Alfandegas, diz a mensagem que foram decretadas leis de grande importancia, figurando em primeira linha a nova tarifa dos direitos de importação.

Referindo-se á abolição da Zona Livre, diz o Presidente Díaz o seguinte:

“Depois de um largo e profundo estudo das condições economicas em que tem vivido os habitantes da nossa fronteira do Norte, resolveu o Executivo a usar das facultades de que se achava investido para supprimir o privilegio da Zona Livre, convencido de que os numerosos estorvos de toda especie, que eram a consequencia forçosa do mencionado privilegio, tem causado á população daquella parte da Republica prejuizos muito maiores que as vantagens que poude proporcionar-lhe. No decurso de meio seculo que tem tido de vida a Zona Livre, não se tem logrado mais resultados que os muito exiguos que se tem á vista, e em cambio parecem haver-se paralyzado por completo todos os ramos de actividade economica nessa faixa do Territorio Nacional, quando ao Sul, o mesmo que ao Norte, e á curta distancia della, se tem creado ou desenvolvido centros de população muito florescentes, e se estão explorando á sombra da lei commum numerosas fontes de riqueza. O absoluto sigillo e a maneira instantanea com que se levou a cabo a supressão da Zona Livre, eram condições indisponaveis para que a reforma fosse efficaç e não desse lugar a muitos abusos facéis de commetterem-se. Logrados estes propósitos com approvação da maior parte dos habitantes da mesma zona, o Executivo propõe-se favorecer, por todos os meios de que dispõe, o desenvolvimento de novas industrias nessa parte tão interessante da Republica, assim como a exploração de seus elementos de riqueza. Por meio das varias linhas ferreas que unem já o Centro com a fronteira, os habitantes da ex-Zona Livre terão daqui em diante, graças á supressão dos obstaculos que os isolavam de todo o paiz, meios mais rapidos de communicação, e relações de commercio mais importantes, que estreitarão cada dia, com maior força, seus vinculos de fraternidade com o resto da Nação Mexicana.”

Tem-se expedido decretos complementarios da lei da reforma monetaria, e tomado as providencias conduzentas á execução dessas disposições. Entre estas, merecem especial menção, as relativas ao fechamento das Casas de Moeda de Zacatecas e Culiacán, ao estabelecimento da Commissão de Cambios e Moeda e á cunhagem das novas peças que, a esta data, tem começado já a circular.

A legislação concernente aos bancos de emissão foi modificada em alguns pontos intimamente relacionados com as disposições das leis monetarias que estão encaminhadas a manter o valor da moeda mexicana dentro dos limites fixados pelas mesmas leis.

No dia 11 de Maio se expediu um decreto que reformou algumas bases da lei de 4 de Maio de 1895, relativa ao imposto sobre a produção de bebidas alcoholicas, com o fim de corrigir os inconvenientes das contribuições impostas pelas Juntas avaliadoras.

Em conclusão o Presidente disse:

“Patentes, como estão hoje, os progressos alcançados nos diferentes ramos da riqueza nacional, não é de admirar-se que a elles corresponda um adiantamento semelhante na administração publica, sobretudo si se attende aos esforços do Executivo para melhora-la, tendo por base a paz e a ordem legal que felizmente reinam em toda a extensão da Republica.”

A INDUSTRIA DO ALGODÃO.

O Consul da Grã Bretanha em Veracruz, em um relatorio que dirigiu ao seu Governo, diz com referencia á industria do algodão da Republica do Mexico que a industria de fição e tecelagem de algodão assim como a materia prima que se emprega nesta industria tem sido protegidas por muitos annos por altos impostos de tarifa. Apesar do facto que 50 por cento do algodão que se usa nesta industria é importado dos Estados Unidos, tal é a protecção de que goza esta industria que se torna difficil a concorrência estrangeira.

As vendas realizadas por uma grande fabrica de algodão situada no Estado de Veracruz foram, durante o anno de 1903, na importancia de £600,000, com um lucro liquido de cerca de £180,000. O fundo de reserva desta companhia hoje attinge a £400,000, ou 64 por cento do seu capital, e o fundo de seguro é de £16,000. Ha outras fabricas que mostram resultados egualmente satisfactorios. As principaes fabricas da Republica estão situadas no Estado de Veracruz, em Orizaba e outros pontos, e são a propriedade de capitalistas francezes e suissos. As fabricas são montadas com machinismos os mais modernos, os quaes são accionados pela electricidade gerada pela força hydraulica.

As fabricas manufacturam percaes, riscados, fazendas para camisas, pannos para toalhas e fios de excellente qualidade.

O Mexico consome annualmente cerca de 120,000 fardos de algodão. Desta quantidade a metade é cultivada no paiz e o restante é importado dos Estados Unidos. Anteriormente ao anno de 1898, anno em que appareceu o *boll weevil*, a produção de algodão foi de cerca de 35,000 toneladas, no valor de £1,280,000. A produção em 1903, foi de 53,000 fardos, ou 26,000 toneladas.

O Mexico occupa o nono lugar na lista dos paizes que importam algodão dos Estados Unidos, tendo recebido 11,000 toneladas em 1903, no valor de £615,000.

O Departamento do Fomento distribue gratuitamente aos agricultores sementes de algodão provenientes do Egypto.

O imposto de importação sobre o algodão em rama é de 3½ centavos, moeda mexicana, por libra. A produção de massa de caroço de algodão em 1903 foi de 14,000 toneladas, no valor de £37,000, e foi exportada em quasi sua totalidade para a Grã Bretanha.

COMMERCIO COM OS ESTADOS UNIDOS. PELAS VIAS FERREAS DA FRONTEIRA, PRIMEIRO SEMESTRE DE 1904-5.

Segundo os dados estatisticos publicados pelo Departamento da Fazenda da Republica do Mexico, para o primeiro semestre do exercicio de 1904-5 (1^o de Julho até 31 de Dezembro de 1904), o movimento commercial entre o Mexico e os Estados Unidos pelas vias ferreas da fronteira do Rio Grande foi como se segue:

Ciudad Juarez.—Entrada, 3,843 wagons, transportando 63,591 toneladas de mercadorias; sahida, 3,282 wagons, levando 45,858 toneladas de mercadorias; movimento total, 7,125 wagons, e 108,449 toneladas de mercadorias.

Ciudad Portirio Diaz.—Entrada, 5,486 wagons, transportando 124,234 toneladas de mercadorias; sahida, 3,083 wagons, levando 3,855 toneladas de mercadorias; movimento total, 8,569 wagons, e 128,089 toneladas de mercadorias.

Laredo.—Entrada, 9,724 wagons, levando 261,713 toneladas de mercadorias; sahida, 906 wagons, transportando 9,056 toneladas de mercadorias; movimento total, 10,630 wagons, transportando 270,069 toneladas de mercadorias.

Nogales.—Entrada, 1,537 wagons, levando 20,453 toneladas de mercadorias; sahida, 1,478 wagons, transportando 15,756 toneladas de mercadorias; movimento total, 3,015 wagons, e 36,209 toneladas de mercadorias.

O resumo geral do movimento commercial pelas vias ferreas da fronteira no periodo em revista, mostra que entraram 20,590 wagons com 469,991 toneladas de mercadorias, e sahiram 8,749 wagons com 74,525 toneladas de mercadorias, sommando o total geral de 29,339 wagons com 544,516 toneladas de mercadorias.

Em igual periodo de 1903-4, o commercio com os Estados Unidos pelas vias ferreas da fronteira foi como segue; entrada, 20,790 wagons com 415,567 toneladas de mercadorias; sahida, 8,175 wagons, levando 81,744 toneladas de mercadorias; movimento total, 28,965 wagons, e 497,311 toneladas de mercadorias. Assim se ve que houve um augmento a favor do semestre de 1904-5, de 371 wagons e 47,205 toneladas de mercadorias.

A alfandega que teve o maior movimento foi a de Laredo, seguindo-lhe Ciudad Portirio Diaz, Ciudad Juarez e vindo em ultimo lugar Nogales.

Estas cifras não comprehendem o movimento de passageiros.

SERVIÇO POSTAL EM JULHO, 1905.

Segundo os dados fornecidos pelo Director Geral dos Correios, as operações do serviço postal da Republica do Mexico no mez de Julho,

o primeiro do exercicio de 1905-6, comparadas com as do mez correspondente do anno anterior, foram as seguintes:

Venda de sellos postaes:	
Julho de 1905	\$246,267.98
Julho de 1904	226,574.57
Augmento em Julho de 1905	19,693.41
Aluguel de caixas de correio:	
Julho de 1905	24,957.00
Julho de 1904	22,470.60
Augmento em Julho de 1905	2,487.00
Multas, etc.:	
Julho de 1905	3,391.41
Julho de 1904	3,520.72
Diminuição em Julho de 1905	129.31
Premios de vales postaes:	
Interior—	
Julho de 1905	24,640.08
Julho de 1904	24,550.65
Augmento em Julho de 1905	89.43
Internacional—	
Julho de 1905	629.10
Julho de 1904	395.40
Augmento em Julho de 1905	233.70
Premios sobre vales postaes de redactores:	
Julho de 1905	2,698.47
Julho de 1904	2,909.60
Diminuição em Julho de 1905	211.13
Receita total para o mez:	
Julho de 1905	502,584.04
Julho de 1904	280,420.94
Augmento em Julho de 1905	22,163.10

A comparação da receita em Julho de 1905, com a do mez de Junho que foi de \$269,328.70, accusa um augmento a favor de Julho de \$33,255.34.

TAXA DE CAMBIO PARA OUTUBRO, 1905.

O Secretario da Fazenda e Credito Publico da Republica do Mexico avisou ao Director das casas de moeda que o valor commercial em moeda mexicana, do kilogramma de prata pura, que deverá servir de base para calcular durante o mez de Outubro o imposto do Sello, de conformidade com o que dispõe o Decreto de 25 de Março de 1905, é o de \$40.57. O valor legal do kilogramma de prata, no mez de Setembro, foi de \$39.01, o que mostra um augmento a favor de Outubro de \$1.56.

PANAMÁ.

AUGMENTO DA EMISSÃO DE MOEDAS.

O "Board of Trade Journal," de 14 de Setembro de 1905, diz que, como a quantia de tres milhões de pesos de prata que representa a actual circulação monetaria da Republica, é insufficiente para satisfazer as exigencias crescentes do commercio e fazer as despesas que tem de ser incorridas com as obras do canal, os Governos dos Estados Unidos e Panamá resolveram emittir mais um milhão de pesos, em moedas de um peso, as quaes devem ser cunhadas e postas immediatamente em circulação.

Para assegurar a paridade das moedas de ouro e prata da Republica, a Lei Monetaria estipula que deverá ser depositada nos Estados Unidos uma somma equivalente ao 15 por cento em ouro da quantia total das moedas de prata postas em circulação na Republica; e por conseguinte, em Maio do presente anno, o Governo do Panamá depositou com a "Bankers' Trust Company," de Nova York, a somma de \$225,000, ao juro annual de 3 por cento, á qual será adicionada a quantia de \$75,000, em ouro, para garantir a paridade da nova emissão de \$1,000,000, que a Casa da Moeda de Philadelphia está actualmente cunhando.

PARAGUAY.

DESENVOLVIMENTO DA REPUBLICA.

O seguinte quadro, extrahido do "Standard" de Buenos Aires, de 30 de Julho de 1905, demonstra o grande progresso que a Republica do Paraguay tem feito durante os ultimos quatro annos:

Annos.	Divida publica.		Importação.		Exportação.		Rendtas.	
	<i>Peso argentino.</i>	<i>Peso argentino.</i>	<i>Peso argentino.</i>	<i>Peso argentino.</i>	<i>Peso argentino.</i>	<i>Peso argentino.</i>	<i>Peso argentino.</i>	<i>Peso argentino.</i>
1901	6,310,110	3,022,841	3,425,683	1,111,25				
1902	6,882,508	2,126,381	3,890,658	1,100,72				
1903	6,468,858	3,653,151	4,251,652	1,339,25				
1904	7,839,281	3,508,138	3,106,559	1,662,82				

IMPOSTOS ESPECIAES.

Uma lei promulgada em 14 de Julho de 1905, dá auctorização ao Governo do Paraguay para cobrar os seguintes impostos especiaes, cujo producto será applicado a obras de melhoramento dos portos especificados na lei:

(a) Um imposto de doca de 1 por cento por 10 kilogrammas, sobre todos os generos que se carregarem ou descarregarem em qualquer porto, quer se fizer uso ou não do cáes; e

(b) Um imposto de 46 centavos ouro por metro cubico de madeira carregada no porto de Asunción.

O imposto especial de doca será cobrado desde a data da promulgação da dita lei, e o imposto de madeiras será cobrado logo que estiverem concluidos os cães que se estão construindo para a atracação de navios carregando madeiras.

PERU.

COMMERCIO EXTERIOR EM 1904.

Segundo o relatório que o Consul Geral da Grã Bretanha em Lima dirigiu ao seu Governo, o movimento da importação do Peru durante os annos de 1903 e 1904 foi o seguinte:

	1903.	1904.
Reino Unido	1,486,438	1,569,363
Australia	17,152	38,903
India	19,334	26,403
Hongkong	65,943
Colombia Britannica	5,504	12,034
Belgica	231,072	198,149
Chile	230,112	217,901
China	62,753	11,409
França	187,219	264,504
Allemanha	448,315	701,521
Italia	147,813	164,156
Espanha	24,169	30,884
Estados Unidos	576,902	772,907
Outros paizes	67,313	263,326
Total	3,485,096	4,298,003
Departamento de Laredo	298,284	(*)
Total geral	3,783,380	4,298,003

* Em 1904 o valor das importações no Departamento de Laredo foi distribuido segundo as paizes de origem.

A exportação durante os mesmos periodos foi o seguinte:

	1903.	1904.
Reino Unido	1,536,261	2,014,156
Colombia Britannica	29,843	9,742
Barbadas	21,197	75,333
Belgica	1,485	18,231
Bolivia	192,660	261,136
Brazil	452	96,179
Chile	540,966	128,054
Colombia	13,748	15,937
Ecuador	40,963	14,814
França	100,429	301,635
Allemanha	327,207	312,370
Italia	13,296	15,915
Portugal	32,849
Espanha	36,031	18,709
Estados Unidos	492,291	350,001
Os demais paizes	38,151	44,907
Total	3,418,844	4,066,639
Departamento de Laredo	138,969	(*)
Total Geral	3,557,813	4,066,639

* O valor das exportações pelo Departamento de Laredo foi distribuido segundo as paizes de destino

URUGUAY.

DESENVOLVIMENTO DA INDUSTRIA DA SEDA.

O "Moniteur Officiel du Commerce" de 24 de Agosto de 1905, publica as seguintes informações relativas ao desenvolvimento da industria sericicola na Republica do Uruguay.

O Ministro do Fomento do Uruguay comprou ultimamente um numero consideravel de amoreiras na Republica Argentina, com o fim de iniciar a criação do bicho de seda no Departamento de Canelones, Republica do Uruguay. Existem já plantações de amoreiras na vizinhança de Montevideo e é de esperar que a industria de seda se tornará uma fonte permanente de renda para o paiz.

A criação do bicho de seda foi iniciada na Republica Argentina ha alguns annos e tão satisfactorios tem sido os resultados que se espera que dentro de cinco annos a produção de casulos naquelle paiz será egual á produção combinada da França e Italia. O clima do Departamento de Canelones é semelhante ao da Republica Argentina, e, por conseguinte, se espera obter os mesmos bons resultados que se tem obtido naquelle paiz.

O senhor engenheiro que organizou as vendas de amoreiras, bichos de seda e apparatus sericicolos na Republica Argentina vai em breve fazer uma exposição de seda de produção nacional em Montevideo. Essa exposição será sob os auspicios do Presidente do Uruguay.

RENDAS ADUANEIRAS NO PRIMEIRO SEMESTRE DE 1905.

Segundo os dados estatisticos publicados pelo "Montevideo Times," as rendas arrecadadas pelas alfandegas da Republica do Uruguay durante os primeiros seis mezes de 1905, foram na importancia de \$5,428,940, comparadas com \$4,265,012 no periodo correspondente do anno anterior, o que mostra um augmento a favor do primeiro semestre de 1905, de \$1,163,928.

O augmento em sua maior parte foi realizado durante os primeiros tres mezes do anno, o movimento em sua marcha ascendente tendo sido interrompido em Junho, em consequencia da greve dos estivadores do porto de Montevideo a qual foi terminada em principios de Julho.

BULLETIN MENSUEL

DU

BUREAU INTERNATIONAL DES RÉPUBLIQUES AMÉRICAINES,

Union Internationale des Républiques Américaines.

VOL. XXI.

OCTOBRE 1905.

No. 4.

RÉPUBLIQUE ARGENTINE.

EXPORTATIONS DE BLÉ. PREMIER SEMESTRE DE L'ANNÉE 1905.

Le "South American Journal" fait savoir dans son numéro du 16 septembre 1905 qu'on a expédié du port de Bahia Blanca pendant le mois de juillet, le chiffre énorme de 1,925,427 sacs de blé d'un tonnage de 141,503 tonnes. Dans la même période de 1904 on a exporté 643,464 sacs pesant 53,669 tonnes. Pendant le même semestre de l'année 1905, les exportations de blé se sont élevées à 7,899,057 sacs, pesant 599,642 tonnes.

Voici le détail de cette exportation:

	Tonnes.	sacs.
Janvier	36, 420	292, 354
Février.....	57, 803	789, 593
Mars.....	117, 568	1, 549, 617
Avril.....	123, 741	1, 815, 367
Mai.....	131, 465	1, 650, 417
Juin.....	126, 845	1, 673, 479
Total.....	599, 642	7, 899, 057

BRÉSIL.

RECETTES DOUANIÈRES POUR LE MOIS DE JUILLET 1905.

Les chiffres suivants font ressortir les recettes douanières du Brésil pour le mois de juillet 1905. On donne les chiffres pour le même mois de l'année 1904 afin d'en faire la comparaison:

	1905.	1904.
	<i>Millets.</i>	<i>Millets.</i>
Maranos	786, 978	721, 138
Belém.....	1, 890, 925	1, 879, 696
Maranhão.....	368, 712	339, 083
Pernambuco.....	90, 171	125, 799
Fortaleza.....	306, 118	209, 254

	1905.	1904.
	<i>Milreis.</i>	<i>Milreis.</i>
Natal.....	7, 669	4, 213
Parahyba.....	65, 860	51, 929
Recife.....	1, 890, 555	1, 128, 914
Maceo.....	108, 704	110, 972
Araruama.....	24, 487	19, 227
Bahia.....	1, 555, 893	1, 184, 688
Victoria.....	51, 977	32, 692
Rio de Janeiro.....	6, 149, 985	5, 928, 399
Santos.....	3, 063, 698	2, 598, 108
Paranaguá.....	136, 502	131, 354
Florianópolis.....	91, 044	69, 208
Rio Grande.....	1, 004, 959	1, 311, 143
Porto Alegre.....	314, 650	525, 357
Uruguaiana.....	75, 085	85, 366
Santa Anna de Livramento.....	25, 000	22, 755
Corumbá.....	100, 081	112, 567
Mucuri.....		supprimé.
Petropolis.....		Id.
Total.....	18, 270, 618	16, 623, 08

Les recettes douanières, pour le premier semestre de l'année 1905 se sont élevées à 107,769,546 milreis contre 102,040,906 milreis dans l'année précédente.

MOUVEMENT COMMERCIAL DU PORT DE SANTOS.

Du mois de janvier au mois de juillet, le mouvement commercial du port de Santos avec les pays étrangers a été le suivant: Importation en 1905, 44,852 contos-papier ou 25,238 contos-or, contre 48,219 contos-papier en 1904, ou 21,437 contos-or. Exportation en 1905, 90,541 contos-papier ou 49,722 contos-or, contre 91,360 contos-papier en 1904, ou 40,892 contos-or.

Parmi les produits importés, figurent le coton, qui représente, en 1905, une valeur de 3,493 contos, au lieu de 4,223 contos en 1904; l'acier et le fer, dont la valeur monte de 3,892 contos en 1904, à 4,966 contos en 1905; le blé en grain, qui tombe de 5,357 contos en 1904, à 4,636 contos en 1905; le vin, qui est également en diminution, sa valeur tombant de 5,085 contos, en 1904, à 4,573 contos en 1905; par contre, les monnaies passent de 2,416 contos en 1904, à 10,737 contos en 1905.

Les marchandises qui ont atteint le plus de valeur dans le commerce d'exportation ont été les suivantes:

Le café qui, en 1904, représentait une valeur de 90,399 contos et qui, en 1905, ne compte que pour 89,473 contos; le caoutchouc, qui de 259 contos en 1904, passe à 271 contos en 1905; les cuirs salés, dont la valeur, en 1904, était de 305 contos, et qui en 1905, tombent à 140 contos.

L'exportation des fruits a une importance plus considérable: la valeur de l'exportation des ananas, qui était en 1904 de 21 contos, passe en 1905, à 39 contos; celle de l'exportation des bananes passe de 21 contos, en 1904, à 59 contos, en 1905.

La quantité de café exporté pendant ces sept mois a été, en 1904, de 2,365,515 sacs, et en 1905, de 2,846, 669 sacs.

CHILI.

REVUE GÉNÉRALE DU COMMERCE.

Le consul général d'Angleterre à Valparaiso fait savoir que l'année 1904 a été particulièrement remarquable par le développement extraordinaire de la vie industrielle au Chili. Cette expansion a été causée en grande partie par des facteurs tant extérieurs qu'intérieurs.

Les prix élevés qui ont régnés en Europe, l'année dernière, sur trois des principaux articles d'exportation de la République, à savoir, le nitrate, la laine et le cuivre, ont eu pour effet d'encourager toutes les industries ayant un rapport avec ces produits, et actuellement tout semble démontrer que la remarquable prospérité du pays continuera.

La conséquence immédiate de cet accroissement de la prospérité industrielle est que le capital national va remplacer le capital étranger.

Les déserts de nitrate aux alentours d'Antofagasta et de Taltal, par exemple, qui, il y a peu de temps, n'étaient habités que par de hardis pionniers, ont vu l'année dernière s'ouvrir de nombreuses "oficinas" qui commencent déjà à apporter leur contingent à la production de ce produit principal de la contrée.

De même, les terrains bas du sud de la Sierra del Fuego et de Magellan, qui, il y a quelques années étaient presque inconnus, sont actuellement à peu près tous affectés à l'élevage des moutons et du bétail, et deviendront bientôt un élément de plus pour la richesse permanente du Chili.

La production de la laine, dans ce voisinage notamment, commence à se développer très rapidement.

La plupart de ces importantes exploitations ont été formées avec des capitaux chiliens, et on peut en conclure que les bénéfices qui en résulteront resteront généralement dans le pays et seront employés dans de nouvelles entreprises industrielles et agricoles.

Les actions de plusieurs des entreprises mentionnées plus haut, formées par des compagnies ou des syndicats, furent portées sur les bourses de Santiago et de Valparaiso, et il y a quelque temps la fièvre de la spéculation, sur les valeurs concernant les bergeries et le nitrate notamment, fut tellement intense, qu'il se produisit une réaction qui fit disparaître les compagnies plus ou moins douteuses, tandis que les entreprises ayant des bases solides ont continué à exister.

L'attention se portant sur ces nouveaux champs d'entreprises, l'ancienne exploitation des mines de cuivre de la côte n'a pas pu trouver le profit qu'elle méritait, quand bien même le prix du cuivre resterait à un taux élevé.

Les mineurs ont été attirés vers les champs de nitrate par les salaires élevés qu'on y paie, mais cet amoindrissement de la production ne peut être que temporaire et l'année prochaine les résultats seront probablement différents.

Dans les districts agricoles du centre et du sud, la récolte des prin-

cipaux produits a été moyenne et son évaluation a été relativement basse.

On y fait de grands approvisionnements de vivres pour le nord, et en vue de l'exportation.

Les importations ont été naturellement influencées par le mouvement d'expansion du pays. Les machines pour l'exploitation du nitrate, pour l'électricité dans les grandes villes et pour les travaux d'égoûts à Santiago, ainsi que le matériel ordinaire de chemin de fer et le gros matériel en général sont en augmentation; cependant, il n'est guère possible d'indiquer l'étendue de cet accroissement tant que les statistiques n'auront pas été publiées.

RECETTES DOUANIÈRES, PREMIER SEMESTRE DE L'ANNÉE 1905.

D'après le journal du "British Board of Trade" du 14 septembre 1905, les recettes douanières du Chili pendant les six premiers mois de l'année actuelle se sont élevées à \$24,467,335 pour l'exportation et à \$14,859,992 pour l'importation, soit un total général de \$39,327,377. Pendant la même période de l'année 1904, les recettes totales provenant de l'importation et de l'exportation, y compris la douane d'Arica, ont été de \$21,316,133 et de \$15,466,409, respectivement. Les droits d'exportation ont augmenté pendant l'année 1905 de \$3,151,252. Cette augmentation est due au développement constant de l'industrie nitratière.

La diminution dans les droits d'importation pendant la même période se monte à \$606,417. Cette diminution, qui a eu lieu principalement dans les ports avoisinants aux districts agricoles, est due aux mauvaises récoltes des céréales qui ont affecté les ressources, et par conséquent la consommation de la plupart des habitants de ces districts.

ÉTATS-UNIS.

COMMERCE AVEC L'AMÉRIQUE LATINE.

IMPORTATIONS ET EXPORTATIONS.

On trouvera à la page 1136 le dernier rapport du commerce entre les États-Unis et l'Amérique latine, extrait de la compilation faite par le Bureau des Statistiques du Ministère du Commerce et du Travail. Le rapport a trait au mois d'août 1905 et donne un tableau comparatif de ce mois avec le mois correspondant de l'année 1904. Il donne aussi un tableau des huit mois finissant au mois de Septembre 1905 en les comparant avec la période correspondante de l'année précédente. On sait que les chiffres des différents bureaux de douane montrant les importations et les exportations pour un mois quelconque ne sont reçus au Ministère des Finances que le 20 du mois suivant, et qu'il faut un certain temps pour les compiler et les faire imprimer, de sorte que les résultats pour le mois d'août ne peuvent être publiés avant le mois d'octobre.

COMMERCE EXTÉRIEUR POUR LE MOIS D'AÔÛT 1905.

Les chiffres préliminaires du Bureau des Statistiques donnant les totaux pour le mois d'août 1905, ainsi que pour les huit mois de l'année, viennent de paraître, et ils montrent une augmentation extraordinaire dans les importations ainsi que dans les exportations.

La valeur totale des importations a été de \$95,826,548, contre \$87,737,868 pour l'année précédente. On trouve des augmentations progressives en faisant remonter les chiffres de la manière suivante: \$82,049,261 en 1903, \$78,923,281 en 1902, \$73,127,217 en 1901, et \$61,820,488 en 1900.

Pour les huit mois la valeur des importations s'est élevée au chiffre énorme de \$770,345,809 qui n'avait pas encore été atteint, soit une augmentation de \$103,076,445 sur l'année précédente lorsqu'elles accusaient le chiffre de \$667,269,364. Ce dernier résultat fait ressortir une diminution légère sur l'année 1903, année pendant laquelle elles ont atteint le chiffre de \$676,981,594; mais en 1902, elles se sont élevées à \$614,413,297, en 1901, à \$579,650,756, et en 1900, à \$564,898,333. En général, il y a eu progrès sensible dans les importations étrangères pendant les six dernières années.

L'augmentation dans les exportations pour le mois d'août a dépassé considérablement celle des importations. Ceci est dû en grande partie à la quantité exceptionnelle de coton expédié à l'étranger. Le total pour le mois est de \$107,453,581, contre \$92,253,881 pour le mois correspondant de l'année précédente, soit une augmentation de plus de \$25,000,000. Presque la moitié de l'augmentation est due aux expéditions de coton, dont la valeur s'est élevée à \$17,232,269, contre \$6,136,334 pour le mois d'août de l'année précédente. Il y a eu aussi une augmentation dans les articles suivants, céréales: \$7,826,535, contre \$5,341,838; denrées alimentaires, \$17,072,808, contre \$14,157,270; huile minérale, \$6,918,821, contre \$6,580,890. Ces quatre produits du pays constituent les deux-tiers environ de l'augmentation totale pendant le mois en le comparant avec le mois d'août de l'année précédente.

En remontant jusqu'en 1900, nous ne trouvons pas d'augmentation aussi constante dans les importations. Celles de 1903 ont été au-dessous de celles de l'année précédente, étant de \$89,446,557; mais en 1902 elles se sont élevées à \$95,942,310, en 1901 à \$108,024,209, et en 1900 à \$103,575,965. Cette année établit un nouveau record pour le mois d'août, quoique l'article important des blés ait diminué. Le record pour les huit mois est aussi le plus élevé.

Le total pour cette année est de \$966,353,025, contre \$851,203,457 pour l'année précédente. Ici encore le coton constitue un facteur important dans l'augmentation, la valeur totale des huit mois étant de \$187,578,010, contre \$153,272,768. Les exportations de céréales se sont élevées au chiffre de \$74,037,383 pour cette année, contre 61,956,893

pour l'année précédente. Quant aux denrées alimentaires elles se sont élevées au chiffre de \$137,439,604, contre \$126,205,856 pour la même période. Mais il y a eu une diminution dans l'huile minérale qui n'a atteint que le chiffre de \$49,981,700, contre \$51,461,972 pour l'année précédente. Ces chiffres indiquent une augmentation de \$105,149,568 pour les huit mois dont la moitié provient des quatre principaux "produits du pays." Jusqu'ici la valeur la plus élevée avait été de \$939,329,341 pour cette même période finissant en août 1901. En 1900 elle avait atteint le chiffre de \$916,062,516, mais en 1902 elle avait baissé au chiffre de \$821,929,100 pour remonter en 1903 à \$878,911,631, et enfin baisser de nouveau à \$851,203,457 en 1904. Le sommaire complet pour le mois d'août ainsi que pour les huit mois montrera sans doute une autre augmentation dans les exportations d'objets manufacturés.

Le mouvement de l'or a été léger depuis les deux premiers mois de l'année actuelle. En août les exportations de ce métal ont été de \$10,762,818 et les importations de \$7,764,491, soit un excédent de 2,998,327 dans les exportations.

Nos importations d'or pour les huit mois se sont élevées à \$24,699,625, mais les exportations les ont dépassées de \$16,565,392, soit un total de \$41,265,017. Sur ce total on a expédié en janvier et février \$31,622,490, tandis que les exportations d'or pour les douze mois finissant en août se sont élevées à \$82,181,334, ce qui fait un excédent de \$37,132,160 sur les importations; \$65,938,740 ont été exportés dans les quatre mois de novembre à février inclusivement, dans un espace de temps inaccoutumé pour un tel mouvement, qui a été causé principalement par les emprunts contractés pour faire face aux dépenses de la guerre d'Orient.

GUATÉMALA.

CONDITIONS ÉCONOMIQUES EN 1904.

Les conditions économiques générales au Guatemala pendant l'année 1904, montrent une ère de prospérité. Le tableau suivant, préparé par le consul anglais, indique le progrès qu'il y a eu dans le commerce des sept dernières années 1898-1904 inclusivement:

Années.	Importations.	Exportations.
1898	£970,167	£976,346
1899	751,511	1,674,111
1900	625,420	1,478,646
1901	851,791	1,563,895
1902	803,373	1,806,332
1903	594,327	1,343,797
1904	1,008,228	1,510,331

La valeur des importations a donc dépassé celles de plusieurs années, tandis que les exportations, bien que très peu au-dessus de la moyenne

des sept années précédentes, accusent toutefois une augmentation de £166,576 sur l'année 1903.

Le total des recettes ordinaires en 1904 s'est élevé à \$1,301,078 (or) et à \$11,076,020 (papier), ce qui équivaut à £487,445 environ contre £220,000 environ en 1903. Les dépenses ordinaires de l'année, qui avaient été estimées à \$16,798,737 (papier) ont dépassé cette somme de plus de \$6,000,000 (papier). Les recettes extraordinaires provenant de la vente d'obligations à un syndicat américain, garanties par le droit d'exportation sur le café, se sont élevées à \$12,597,100. On a aussi obtenu \$728,721 de différentes autres sources, soit un total de \$13,325,821, tandis que l'amortissement de ces obligations, etc., y compris les transactions pendantes s'est monté à \$17,572,641 (papier). On n'a pas payé d'intérêt sur la dette extérieure ni amorti les obligations en 1904 et d'après des rapports officiels la dette et l'intérêt capitalisés sont restés au 3 décembre dernier à £1,791,815.

La dette intérieure s'est élevée à la même date à \$3,617,929 (papier), soit £53,354 au taux du change de cette époque. On n'a pas payé d'intérêt pendant l'année.

Les conditions industrielles sont les suivantes: L'industrie du bois de charpente commence à devenir importante; en 1904 on a exporté au minimum 5,696,470 pieds, principalement de l'acajou. On dit que le Mexique en a pris les trois-quarts. On a expédié, principalement en Allemagne et aux États-Unis, 60,415 cuirs formant une valeur de £45,193. Les exportations de caoutchouc se sont élevées à 4,389 quintaux, d'une valeur de £43,894. C'est l'Allemagne qui en achète le plus. Cette industrie est plus ou moins à l'état d'embryon et il faut exercer un grand soin en plantant et saignant les arbres. La culture des bananes est destinée à devenir une des principales industries du pays. Les exportations en 1904 se sont élevées à 425,153 régimes d'une valeur de £25,509. Avec l'achèvement du chemin de fer du Nord du Guatémala cette industrie deviendra des plus actives, vu qu'on a accordé aux concessionnaires non seulement une grande étendue de terrains—260 milles carrés environ—propres à la culture des bananes, mais aussi beaucoup d'autres terrains ont été consacrés à cette culture de sorte que quand le chemin de fer sera ouvert au commerce beaucoup de nouvelles plantations seront en plein rapport. "L'United Fruit Company" des États-Unis est la compagnie qui a le plus d'intérêts dans cette culture et toutes les bananes sont expédiées aux États-Unis.

Les exportations de sucre ont été les moins importantes depuis plusieurs années; elles ne se sont élevées qu'au chiffre de 37,355 quintaux, formant une valeur de £22,413. Les prix élevés qui ont prévalu dernièrement activeront probablement le développement de cette industrie. En vue des taux élevés du frêt et des droits d'importation dans les principaux marchés on n'a pas jusqu'ici trouvé d'avantage à cultiver

la canne pour en exporter le sucre, de sorte que les petites quantités expédiées d'année en année ne représentent que l'excédent sur la consommation locale.

Voici les principaux produits cultivés pour la consommation ainsi que leur quantité: Sucre, 2,111,417 quintaux; sucre brut, 943,448 quintaux; maïs, 1,687,668 quintaux; café, 811,807 quintaux; haricots, 126,694 quintaux; blé, 77,320 quintaux; patates, 27,252 quintaux; tabac, 19,550 quintaux et bananes, 786,828 régimes.

L'INDUSTRIE MINIÈRE DANS LA RÉPUBLIQUE.

Les principaux districts miniers du Guatemala, d'après le journal du "British Board of Trade" du 14 septembre 1905, se trouvent sur la frontière de l'est ou nord ainsi qu'au sud dans les départements de Chiquimula et d'Yzabel près des frontières du Honduras et de San Salvador. Ces districts sont montagneux et par suite de leur isolement complet, du manque de communications avec d'autres parties du pays, de la difficulté que l'on éprouve à y faire parvenir le nécessaire, cette région est très peu connue. Les seuls habitants sont des Indiens aborigènes sur lesquels on n'a pas de détails authentiques.

Sur la frontière de l'ouest dans le Département de Huehuetenango et près de Chiantla, il y a, dit-on, des mines de cuivre très riches similaires à celles de Chiapas au Mexique.

On les exploite maintenant mais jusqu'ici on n'a pas trouvé de cuivre bien que le district soit très riche en plomb et en argent. Les essais qui ont été faits font ressortir 56 pour cent de plomb et 40 onces d'argent par tonne.

Dans plusieurs autres parties du pays on a découvert des mines et obtenu la permission de les exploiter à San Cristobal et à Aguil dans le Département d'Alterverapaz; près de Rabinal et de Péchec dans le Baja Verapaz; à San Pedro dans le Département de Guatemala, ainsi qu'à Mataquesuintla dans les mines d'Algeria et de Rosario dans le Département d'El Quiché; mais les seules mines que l'on a exploitées récemment et qui ont donné ou qui donnent de bons résultats sont celles de Quebradas de Oro sur la rivière Bobos, dans le département d'Yzabel où l'on a tamisé de l'or en quantités rémunératrices.

Le district où l'on a déclaré et dans quelques cas travaillé des mines s'étend entre le Rio de Las Minas au sud; le district minier dont on parle se trouve à l'est de "Los Sillones" sur la finca de San José. Cette propriété se trouve dans le département de Chiquimula et on a organisé une société sous le nom de Société Horta y Cie, qui a obtenu des concessions du gouvernement pour une durée de 15 ans avec le privilège d'importer en franchise de droits tout le matériel, les machines et les appareils nécessaires; mais jusqu'ici les travaux n'ont pu être poussés avec beaucoup d'activité par suite de la position isolée de ces mines et de la difficulté que l'on éprouve à y établir des communications. On

a en vue la construction d'une petite ligne allant rejoindre le chemin de fer de Guatémala ou du Nord à Chiquimula, mais on n'a pas les fonds nécessaires pour en commencer les travaux. La construction de cette ligne mettrait fin aux difficultés de transport.

Voici le nom des mines de ce district: La San Julian, comprenant cinq sections, La San Fernando, La San Bartolo, La San Sofia, La Ballena, et El Tojo de Monténégro.

Ces mines comprennent aussi celles que la "Société Horta y Cie" a découvertes et qu'elle exploite maintenant.

Les mines suivantes ont été découvertes: La San Rafael, La Nueva Silesia, Moresnet, Los Encuentros, et La San Rosenda.

EXPÉDITIONS DE CAFÉ.

Les chiffres publiés par le "British Foreign Office" ayant trait au commerce du Guatémala pour l'année 1904 donnent aussi pour les années 1898 à 1904 les expéditions de café, principal article d'exportation du Guatémala:

[Quantité en quintaux de 100 livres.]

Année.	Nettoyé.	En cosse.	Total.
1898.....	334, 461	491, 572	826, 033
1899.....	327, 460	514, 484	841, 944
1900.....	323, 633	406, 163	729, 796
1901.....	364, 481	393, 605	758, 146
1902.....	443, 135	413, 606	856, 744
1903.....	308, 844	292, 661	601, 505
1904.....	372, 172	344, 365	716, 537

Le total des expéditions de l'année 1904 fait ressortir un excédent de 85,000 quintaux sur l'année précédente mais malgré cela ce total est plutôt au-dessous de la moyenne des sept dernières années. En août 1904 on estimait la récolte à 750,000 quintaux environ, la production dans l'ouest avait été très satisfaisante et même dans quelques plantations elle avait atteint des proportions inconnues jusqu'alors. On attribue cet état de choses aux conditions extraordinaires qui ont prévalu après l'éruption du volcan Santa Maria en 1902, époque à laquelle la pluie de cendres avait complètement dépouillé les arbres de leurs fleurs, amenant la perte de la récolte pour cette année, mais fortifiant les plantes pour l'année suivante. On dit que les cendres possédaient des qualités fertilisantes. Dans l'est les plantations n'ont pas produit plus de 50 pour cent de leur récolte moyenne par suite des pluies désastreuses qui sont tombées dans le district de Palo Vera Paz, où l'on cultive la meilleure qualité de café. Le prix payé pour la cueillette du café a été plus élevé que dans les années précédentes à cause de la hausse sur le maïs, nourriture principale des ouvriers.

Les États-Unis et l'Allemagne sont les principaux acheteurs du café trié guatémalien, tandis que l'Allemagne et le Royaume-Uni prennent la plus grande partie du café en cosse.

MEXIQUE.

CONTRAT POUR L'ÉTABLISSEMENT À MEXICO D'UNE ASSOCIATION FINANCIÈRE INTERNATIONALE.

[Publié dans le "Diario Oficial" du 8 mai 1905.]

Contrat entre M. BLAS ESCONTRIA, Ministre d'Etat et du Fomento de la Colonisation et de l'Industrie au nom du Pouvoir Exécutif Fédéral, et M. CASTELLOT, pour l'établissement à Mexico d'une Association Financière Internationale:

ARTICLE I. M. JOSÉ CASTELLOT (ou la compagnie qu'il formera) établira à Mexico, avant un an, une Association Financière Internationale, dont le but principal sera d'aider au développement de la richesse publique, au placement de capitaux étrangers au Mexique, à l'immigration, à la subdivision et à l'amélioration de terrains, au développement des opérations entre étrangers et mexicains par l'entremise d'un bureau, où seront inscrites les affaires et industries nationales de tous genres et où l'on trouvera des rapports impartiaux et exacts sur toutes les affaires dont l'institution aura connaissance.

ART. II. L'Association Financière Internationale s'oblige:

1. À mettre à la disposition du Gouvernement Fédéral tous les faits, dossiers et données dont elle sera pourvue.

2. À servir d'agent au Gouvernement, en des cas spéciaux, et à suivre les instructions qui lui seront données, sans qu'aucun frais puisse en résulter pour le trésor.

3. À publier, une fois par mois au moins, un bulletin contenant des informations générales sur les richesses nationales et les moyens de les exploiter; à assurer la plus large circulation possible à ce bulletin, au Mexique et à l'étranger.

ART. III. Le Gouvernement Fédéral, pour aider au développement de l'Association, s'engage:

1. À recommander aux gouverneurs des Etats d'aider l'Association autant qu'ils pourront dans les recherches qu'elle aura à faire.

2. À recommander, par l'entremise du Ministère des Affaires Etrangères, aux consuls mexicains d'aider à la circulation des publications de la société et lui communiquer, s'il y a lieu, sur sa demande, les rapports ayant trait particulièrement aux affaires qu'elle aura à traiter.

3. À fournir à l'Association, sur sa demande, toutes les données que posséderont les divers ministères, celles, bien entendu, qui ressortiront de ses attributions et qui n'auront pas un caractère confidentiel, c'est-à-dire, tous les documents de statistique et d'intérêt public.

ART. IV. L'Association Financière Internationale ouvrira un registre à l'inscription des propriétés de tous genres sur la demande des propriétaires. L'inscription sera accompagnée de toutes les données

fournies par les intéressés. L'Association y ajoutera les données rectificatives ou supplémentaires qu'elle se procurera au moyen de ses agences au Mexique et à l'étranger et les soumettra au Gouvernement, quand elle en sera requise, aux termes de ses statuts.

ART. V. Les rapports fournis par l'Association Financière Internationale auront toujours un caractère privé et ne pourront être considérés, dans aucun cas, comme officiels ou semi-officiels ni motiver la responsabilité du Gouvernement Mexicain.

ART. VI. La compagnie formée par M. CASTELLOT devra obtenir pour son établissement l'approbation du Gouvernement.

ART. VII. La compagnie et ses successeurs légaux seront toujours considérés comme mexicains, en ce qui aura trait au présent contrat, même si l'un ou l'unanimité des membres étaient étrangers. Ils seront sujets à la juridiction des tribunaux mexicains pour toutes les affaires dont la cause et l'effet auront lieu au Mexique. Ils ne pourront jamais invoquer, au sujet des affaires, dont le présent contrat est l'objet, leurs droits d'étrangers sous quelque forme que ce soit. Ils n'auront d'autres droits que ceux que les lois de la République accordent aux mexicains et, par conséquent, les agents diplomatiques étrangers n'auront aucune ingérence en ces matières.

ART. VIII. Le Gouvernement pourra nommer deux des cinq membres du Conseil d'administration et aussi un inspecteur, dont les droits seront ceux qu'accorde le code de commerce aux commissaires des sociétés anonymes et dont les honoraires seront les mêmes que ceux d'un membre du conseil.

ART. IX. La durée du récent contrat sera de vingt ans, à compter de sa publication au "Diario Oficial."

ART. X. La caducité du présent contrat sera déclarée:

1. Au cas où la société ne serait pas formée dans le délai d'un an.
2. Au cas où le contrat serait transféré à une compagnie ou à des particuliers, sans avis préalable au Gouvernement.
3. Au cas où les droits concédés par le contrat seraient transférés, vendus ou hypothéqués, à un Gouvernement ou Etat étranger ou qu'un tel Gouvernement ou Etat aurait été admis comme associé.
4. Au cas d'infraction aux prescriptions de la fraction 1 de l'Article II.

ART. XI. La caducité sera déclarée administrativement, mais un terme prudent serait accordé à l'Association pour qu'elle puisse exposer sa défense.

ART. XII. Les frais de timbres que comporte le présent contrat seront à la charge de l'intéressé.

Fait en double à Mexico, le 29 avril 1905.

B. ESCONTRIA.
JOSÉ CASTELLOT.

Pour copie conforme, Mexico, 3 mai 1905.

A. ALDASORO,
Sous-secrétaire.

SUPPRESSION DE LA ZONE LIBRE.

On lit dans la "Revue de Mexique" qu'un décret a paru abolissant la zone libre.

La zone libre avait été créée en faveur des villes de la frontière, quand elles étaient isolées du reste du Mexique. Elles sont maintenant reliées, pour la plupart, au grand réseau ferré, ou voisines d'une station. Une des dernières villes de quelque importance qui n'étaient pas en communication directe avec la capitale, Matamoros, l'est, depuis un mois.

Le Ministre des Finances explique que les produits étrangers vendus dans la zone libre, y sont vendus à des prix aussi élevés que dans le reste du pays, en sorte que la franchise accordée n'était pas utile aux consommateurs locaux et n'atteignait pas le but qu'on s'était proposé en la créant, à savoir, d'attirer des habitants dans la zone et d'y créer des centres importants.

Les produits qu'on y manufacturait ne pénétraient dans l'intérieur du pays qu'après avoir subi des formalités douanières compliquées, car l'administration craignait qu'ils ne servissent de couverture à la contrebande. Ce régime d'exception avait donc été stérile et les habitants du ruban, large de cinq lieues qui longe la frontière, industriels, cultivateurs, éleveurs, en demandaient la suppression.

Pour qu'aucun intérêt, créé par le régime, ne souffre du retour au droit commun, le décret accorde que les marchandises importées qui se trouvent actuellement pourront être internées dans l'intérieur du pays sans droits additionnels, même si elles n'ont payé que le 10 pour cent du tarif.

Le décret s'appliquera à partir du 1^{er} juillet 1905.

Par mesure transitoire, les douanes de la frontière continueront à percevoir 10 pour cent seulement des droits sur les marchandises importées pour être consommées dans l'ancienne zone libre, dans les cas suivants:

Si les marchandises ont été achetées ou commandées à l'étranger avant l'abolition de la zone;

Si l'ordre ne peut être commandé;

Si leur espèce ou leur quantité n'ont rien d'anormal ni d'excessif.

SERVICE DES POSTES EN JUILLET 1905.

Le Ministre des postes vient de faire publier en détail les opérations du service des postes du Mexique pour le mois de juillet, premier mois de l'année fiscale 1905-6. On donne aussi les chiffres pour le même mois de l'année précédente afin d'en faire la comparaison.

Vente de timbres de poste:

Juillet, 1905.....	\$246, 267. 00
Juillet, 1904.....	226, 574. 67
Augmentation en juillet 1905.....	19, 693. 41

PANAMA.

1213

Loyer des boîtes particulières dans les Bureaux de poste:	
Juillet, 1905.....	\$24,957.00
Juillet, 1904.....	22,470.00
Augmentation en juillet 1905.....	<u>2,487.00</u>
Amendes, etc.:	
Juillet, 1905.....	3,391.41
Juillet, 1904.....	3,520.72
Diminution, juillet 1905.....	<u>129.31</u>
Primes sur les mandats de poste:	
Pour l'intérieur, 1905.....	24,640.08
Pour l'intérieur, 1904.....	24,550.65
Augmentation en juillet 1905.....	<u>89.43</u>
Pour l'étranger, juillet 1905.....	629.10
Pour l'étranger, juillet 1904.....	395.40
Augmentation, juillet 1905.....	<u>233.70</u>
Primes sur les mandats de poste de rédacteurs:	
Juillet, 1905.....	2,698.47
Juillet, 1904.....	2,909.60
Diminution en juillet 1905.....	<u>211.13</u>
Sommaire des recettes du mois:	
Juillet, 1905.....	302,584.04
Juillet, 1904.....	280,420.94
Augmentation dans les recettes de juillet.....	<u>22,163.10</u>

En faisant la comparaison des recettes pour le mois de juillet 1905 avec celles du mois précédent de juin, on trouve une augmentation de \$33,255.34 en juillet, les chiffres pour le mois de juin ayant été de \$269,328.70.

PANAMA.

AUGMENTATION DANS LA FRAPPE DE LA MONNAIE.

Le journal du "British Board of Trade" fait savoir dans son numéro du 14 septembre 1905 que par suite de l'insuffisance des \$3,000,000 en argent de la nouvelle monnaie en circulation dans la République pour faire face aux exigences croissantes du commerce et aux dépenses occasionnées par les travaux du Canal, les gouvernements des États-Unis et de Panama ont décidé de faire frapper un autre \$1,000,000 pour le mettre immédiatement en circulation. Cette nouvelle monnaie sera en pièces d'un dollar, soit comme on les appelle "cincuenta centesimos de balboa."

Afin d'assurer la parité de la monnaie d'or et d'argent de la République (deux dollars en argent équivalent à un dollar en or) la loi monétaire a ordonné que 15 pour cent en or du montant total de la monnaie d'argent en circulation soient déposés aux États-Unis et en vertu de cet ordre le gouvernement de Panama a placé le mois de mai dernier à la "Banker's Trust Company" de New York, la somme de \$225,000 à 3 pour cent par an. Il faudra ajouter à cette somme \$75,000 en or afin de garantir la parité de la nouvelle émission de \$1,000,000 que la Monnaie de Philadelphie frappe en ce moment.

PARAGUAY.

DROITS EXTRAORDINAIRES.

Une loi paraguayenne en date du 14 juillet 1905, autorise le gouvernement à percevoir les droits extraordinaires suivants dont les recettes seront appliquées à certains travaux de ports spécifiés dans la loi:

(a) Un droit de quai de 1 cent or par 10 kilogrammes sur tous les articles chargés ou déchargés dans n'importe quel port que l'on se serve ou non des facilités de débarquement.

(b) Une taxe de 46 cents or par mètre cube sur le bois de charpente chargé dans le port d'Assomption.

Le droit de quai extraordinaire (a) devait être prélevé dès la mise en vigueur de cette loi et l'impôt sur le bois de charpente (b) doit être prélevé dès que les quais qu'on construit actuellement pour charger le bois de charpente seront ouverts au public. Ces deux impôts resteront en vigueur jusqu'à ce que les fonds empruntés pour faire les travaux de port autorisés aient été remboursés.

PROGRÈS DE LA RÉPUBLIQUE.

Les grands progrès que la République du Paraguay a faits pendant les quatre dernières années sont démontrés par le tableau suivant extrait du "Standard" de Buenos Ayres du 30 juillet 1905, donnant la valeur en piastre-or:

Année.	Dette publique.	Importations.	Exportations.	Loyen.
1901	\$6,310,110	\$3,022,841	\$3,426,683	\$1,141,25
1902	6,882,508	2,426,381	3,890,658	1,100,72
1903	6,468,858	3,053,151	4,253,662	1,536,25
1904	7,839,284	3,508,138	3,106,569	1,662,92

PÉROU.

COMMERCE EXTÉRIEUR EN 1904.

Voici, d'après le rapport du consul-général anglais à Lima, les importations pendant les années 1903 et 1904:

	1903.	1904.
Angleterre	£1,486,438	£1,569,363
Australie	17,152	58,303
Indes	10,334	28,403
Hongkong		65,943
Colombie Anglaise	5,504	12,034
Belgique	231,072	198,149
Chili	220,112	217,901
Chine	62,758	11,409
France	187,219	264,504
Allemagne	448,315	701,621
Italie	147,813	164,156
Espagne	24,169	30,884
Etats-Unis	576,902	772,907
Pays divers	67,313	203,926
Total	3,485,096	4,298,003
Département de Loreto	298,294	(a)
Total général	3,783,380	4,298,003

(a) En 1904 la valeur des importations de Loreto a été répartie d'après les lieux d'origine et comprise dans les importations provenant des pays respectifs faisant le commerce avec le Pérou.

Les exportations pendant les mêmes périodes ont été comme il suit:

	1903.	1904.
Angleterre	£1,538,361	£2,014,156
Colombie Anglaise	29,843	9,742
Barbade	21,197	75,563
Belgique	1,493	18,231
Bolivie	192,600	261,156
Bresil	452	96,179
Chili	540,933	428,034
Colombie	13,748	15,377
Equateur	40,303	44,814
France	100,429	301,635
Allemagne	327,207	342,370
Italie	12,296	15,945
Portugal	32,849	
Espagne	36,031	18,509
Etats-Unis	492,291	380,001
Pays divers	38,151	44,907
Total	3,418,844	4,066,639
Département de Loreto	438,909	(a)
Total général	3,857,753	4,066,639

(a) En 1904 la valeur totale des exportations de Loreto a été distribuée d'après la destination respective.

URUGUAY.

RECETTES DOUANIÈRES, PREMIER SEMESTRE DE 1905.

D'après le "Montevideo Times," les recettes douanières de l'Uruguay pour le premier semestre de 1905 se sont élevées à \$5,428,940, contre \$4,265,012 pendant la même période de l'année précédente, ce qui fait ressortir une augmentation de \$1,163,928.

L'augmentation principale a eu lieu pendant les trois premiers mois de l'année; il y a eu un arrêt en juin par suite de la grève générale des ouvriers du port, grève qui s'est terminée au commencement du mois de juillet.

MODIFICATIONS DES PRIVILÈGES DE BANQUE.

Le chargé d'affaires à Montévidéo a transmis à son gouvernement les renseignements suivants au sujet de la modification des privilèges dont jouit la "London and River Plate Bank."

Depuis quelque temps le Gouvernement uruguayen considère la question de restreindre les droits accordés à certaines maisons de banques étrangères pour l'émission de papier-monnaie contre une réserve en or. Ce privilège est actuellement partagé entre la "London and River Plate Bank" et la Banque Italienne de l'Uruguay. Les deux concessions avaient été accordées pour une durée de vingt ans, mais celle de la "London and River Plate Bank" vient de finir récemment. Le 12 juillet le Président a signé un décret accordant à la "London and River Plate Bank" l'autorisation de continuer ses opérations comme banque d'escompte et de dépôts pendant une nouvelle durée de vingt ans.

La banque, toutefois, ne sera plus autorisée à émettre du papier comme autrefois.

DÉVELOPPEMENT DE L'INDUSTRIE DE LA SOIE.

Le "Moniteur Officiel du Commerce" publie dans son numéro du 24 août 1905 les renseignements suivants au sujet du développement de l'industrie de la soie en Uruguay.

Le Bureau National de l'Agriculture, qui relève du Ministère du Progrès (Fomento), vient d'acheter en Argentine, et de remettre au préfet de Canelones, pour être distribués dans le département, 21,000 plants de mûrier. Le but visé dans le département est de créer une industrie séricicole. Il existe déjà dans cette région toute voisine de Montévidéo une magnanerie qui donne des résultats satisfaisants. Il s'agit de généraliser cette culture qui peut devenir une source importante de revenus.

En Argentine, des efforts analogues, tentés il y a déjà quelque temps, auraient été si heureux qu'on n'hésite pas à affirmer que, d'ici cinq ans, la production des cocons argentins dépassera les rendements français et italiens réunis, tant le ver se plaît, tant la plante prospère sous ce climat. Le climat oriental diffère peu de celui des régions où les expériences ont eu lieu et on a l'espoir d'y voir réussir, aussi complètement les tentatives qui vont être faites.

L'âme de l'entreprise est un ingénieur agricole qui se charge de la vente des plants de mûrier, des graines de ver et de toutes les installations. Il organise, à Montévidéo, une exposition de soie indigène. Il a, naturellement, l'appui le plus bienveillant du Président de la République.

VENEZUELA.

LE COMMERCE DES PAPIERS, ARTICLES DE PAPETERIE ET ARTICLES DE BUREAU.

Le chargé d'affaires de Belgique à Caracas fait savoir dans un rapport à son Gouvernement que jusqu'à présent tous les papiers employés au Venezuela, les papiers à lettres, les papiers d'impression, les papiers d'emballage, les papiers à tapisser et les papiers à cigarettes, ont été demandés à l'importation, mais cette situation va bientôt changer par l'établissement dans le pays d'une première fabrique de papier, qui produira spécialement du papier d'emballage.

La Société Anonyme formée à cet effet a été constituée au capital de 300,000 bolivars. Elle a un contrat avec le Gouvernement, en vertu duquel celui-ci s'oblige, pour une durée de vingt-cinq années, à ne pas grever l'entreprise ni ses produits, d'impôt national d'aucune espèce et à demander en sa faveur la même concession aux États Fédéraux et aux municipalités. Sont seuls exceptés les droits d'importation, que la société devra acquitter conformément aux lois sur la matière. Le Gouvernement s'oblige, en outre, à ne pas octroyer à d'autres personnes de concession plus avantageuse pour la fabrication du papier.

La nouvelle fabrique sera installée à El Encantado, à 15 kilomètres de Caracas, à proximité de l'usine déjà existante de la Société Hydro-Électrique, qui lui fournira, dans de fort bonnes conditions, dit-on, la force nécessaire à sa marche.

L'outillage ayant été demandé à une maison suisse, laquelle avait d'ailleurs déjà fourni, dans les temps, les turbines employés par la Société Hydro-Electrique de El Encantado.

Des feuilles de plantes du pays, notamment le *gamelote* (*panicum mirrens*) et la *coeuiza* (*fourcraea gigantea*), seront utilisées comme matière première.

Les appareils commandés pourront fournir une production de 2,500 kilos de papier d'emballage par vingt-quatre heures. Dans ces conditions, la nouvelle usine semble pouvoir répondre à toute la consommation de papier d'emballage faite dans le pays, même si cette consommation venait à subir un accroissement considérable.

PRODUCTION ET CONSOMMATION DU CAFÉ.

Le commerce du café, du thé et du cacao dans le monde entier est le sujet d'un rapport spécial préparé par le Bureau des Statistiques et publié dans le Sommaire Mensuel du mois de juillet. Ce rapport fait ressortir une augmentation énorme dans la culture et la consommation de ces stimulants. Au sujet du café, le centre de production se trouve dans l'Amérique du Centre et au Brésil; le Brésil produit actuellement

environ trois-quarts de la consommation du monde entier. Les noms "Java" et "Mocha," qui autrefois désignaient la source d'origine s'appliquent maintenant à tout café qui y ressemble. La recherche montre que la consommation du café dans les principaux pays en 1904 a été comme il suit:

	Livres.		Livres.
Etats-Unis	960,879,000	Autriche-Hongrie	108,687,000
Allemagne	396,205,000	Pays-Bas	28,930,000
France	187,552,000	Angleterre	28,783,000
Belgique	125,411,000	Canada	6,189,000

"En d'autres mots," dit ce rapport, "nous avons consommé presque deux-cinquièmes de la production totale, s'élevant à 2,299,270,000 livres en 1904; on comprend par le terme 'production' les quantités exportées et importées, car on ne peut pas déterminer la consommation domestique des pays producteurs."

Dans les dernières années les États-Unis ont importé la majeure partie du café du Brésil (en 1904, 741,759,000 livres sur un total de 960,879,000 livres importées). Les cafés brésiliens sont désignés comme "forts" pour les distinguer des cafés "doux" provenant des autres régions, y compris nos possessions insulaires. Ils sont en plus bien moins chers. Donc, si les États-Unis ont à changer de fournisseurs en achetant à l'intérieur au lieu de l'extérieur une partie de leur café il faut deux choses:

(1) Que le goût du public se porte du café fort au café doux; (2) que le prix des cafés doux baissent ou que le consommateur américain consente à payer davantage. Que l'on puisse changer le goût du public, comme on l'a indiqué plus haut, cela se peut, car on en voit un exemple en Angleterre, où l'on emploie maintenant le thé indien au lieu du thé chinois. Cette condition est de plus démontrée par le fait que dans quelques parties de l'Europe la chicorée qu'on mettait d'abord dans le café pour le falsifier est maintenant considérée indispensable. étant même vendue séparément pour cet objet. Au sujet du prix, il est difficile naturellement de s'en faire une idée. On doit remarquer toutefois que jusqu'ici les États-Unis ont été considérés comme le seul pays pouvant acheter le café dont la vente est impossible ailleurs. Cependant le public américain ne tolérera pas longtemps cette condition d'affaires. Comme M. JOSEPH M. WALSH a dit dans son livre intitulé "Coffee, its History, Classification, and Description" (Le café, son histoire, sa classification et description), Philadelphie, 1894: "On peut vraiment dire qu'au moins la moitié de l'article vendu sous le nom de café n'est pas digne de porter ce nom et que la plupart des habitants de ce pays passent leur vie sans jamais connaître le véritable goût de cette boisson délicieuse." Dans ces vues on poursuit actuellement une campagne d'éducation, et on peut dire que toute personne devenue familière avec une qualité supérieure ne se contentera plus d'une qualité inférieure. Le goût américain deviendra probablement

de plus en plus difficile. ce qui donnera lieu naturellement à une demande toujours croissante pour le café doux, tel que nos possessions insulaires sont à même d'en fournir.

Un autre fait qui mérite d'être mentionné, c'est que la consommation du thé et du café augmente continuellement quand ils font partie du régime populaire. En considérant que les pays dont les statistiques montrent une consommation considérable de café, tels que les États-Unis, l'Allemagne, l'Angleterre, les Pays-Bas, la Belgique, la France et l'Autriche, nous trouvons que la consommation réunie a augmenté de 60 pour cent environ—de 1,140,740,000 livres en 1884 à 1,816,447,000 livres en 1904—comparée avec une augmentation de population de 30 pour cent environ dans les pays cités pendant la même période.

Aux États-Unis la consommation totale a presque doublé en quantité, tandis que la consommation par tête a augmenté de 26.9 pour cent environ, de 9 livres 26 par tête à 11 livres 75, pendant la période qui nous occupe. Les mêmes remarques s'appliquent aux plus importants des pays consommateurs de thé, dont on donne de statistiques détaillées: L'Angleterre, la Russie, les États-Unis, l'Allemagne, les Pays-Bas, et la France, dans lesquels la consommation du thé a augmenté de 58.9 pour cent, de 317,982,000 livres en 1884 à 505,233,000 livres en 1904, tandis que la population de ces pays n'a augmenté que de 27 pour cent environ pendant la même période. La consommation par tête dans ces pays, où l'on boit autant de thé que de café, montre donc à peu près la même augmentation. En Angleterre la consommation de thé a augmenté par tête de 4 livres 90 à 6 livres, soit 22.5 pour cent, depuis 1884 à 1904.

L'industrie caféière de Porto-Rico est d'un intérêt tout particulier pour les États-Unis. C'est en 1896 que les exportations ont atteint leur maximum, s'élevant à 58,763,476 livres, évaluées à \$8,318,544. La grande baisse de prix, qui s'est tant fait sentir à cette époque, de même que l'ouragan du mois d'août en 1899, le changement de l'éta-lon monétaire et la perte partielle des marchés espagnols, français et cubains, ont amené une baisse subite, de sorte que dans l'année fiscale 1900-1901 les exportations n'ont été que de 12,159,008 livres, évaluées à \$1,678,988. Depuis lors il y a eu une augmentation constante, les exportations pour 1904 s'élevant à 34,329,972 livres, évaluées à \$3,903,257. Il y a tout lieu d'espérer que le record de l'année 1896 sera bientôt égalé, surtout depuis que Cuba, sous le traité de réciprocité, accorde au café de Porto-Rico une réduction de droits de 20 pour cent, et le grand marché des États-Unis, qui autrefois ne prenait que des quantités insignifiantes, absorbe maintenant une quantité toujours croissante du produit de Porto-Rico.

Il paraît aussi que c'est seulement aux États-Unis que le café n'est soumis à aucun impôt.

Le rapport tient compte de cette condition évidemment, car il discute la situation insulaire par rapport au café.

Un autre fait important à remarquer c'est qu'il serait facile de frapper le café d'un impôt, car le prix de vente de ce produit ne se ressent pas d'une manière appréciable des variations dans les prix de gros.

D'après le rapport statistique annuel de la bourse du café à New-York l'état suivant fait ressortir la quantité disponible de café dans le monde entier au 1^{er} juillet 1905 au 1^{er} janvier 1905 et au 1^{er} juillet 1904.

Quantité disponible—	Sacs.
En Europe.....	5, 740, 123
À Rio.....	182, 000
À Santos.....	818, 000
À Bahia.....	25, 000
Aux Etats-Unis.....	4, 130, 587
	10, 895, 710
En route pour les Etats-Unis venant—	
Du Brésil.....	168, 800
De Java et d'Orient.....	2, 000
En route pour l'Europe venant—	
De Java et d'Orient.....	43, 000
Du Brésil.....	130, 000
Des Etats-Unis.....	5, 000
A bord—	
Rio.....	21, 000
Santos.....	
Total.....	11, 265, 510
Total 1 ^{er} janvier 1905.....	13, 916, 309
Total 1 ^{er} juillet 1904.....	12, 361, 454

Les tableaux suivants font voir les arrivages et livraisons de café aux Etats-Unis et en Europe pendant les trois dernières années fiscales:

Arrivages de café dans les huit principaux ports d'Europe.

Mois.	1904-5.	1903-4.	1902-3.
Juillet.....	531, 522	737, 035	640, 237
Août.....	492, 398	649, 822	728, 825
Septembre.....	701, 016	957, 146	773, 976
Octobre.....	660, 535	1, 241, 513	1, 028, 130
Novembre.....	660, 671	1, 148, 987	1, 165, 590
Décembre.....	757, 798	824, 816	1, 112, 746
Janvier.....	651, 050	776, 009	961, 009
Février.....	516, 834	598, 939	803, 587
Mars.....	799, 250	563, 716	793, 919
Avril.....	686, 802	760, 560	700, 233
Mai.....	777, 644	759, 844	672, 629
Juin.....	429, 490	604, 048	637, 881
Total, 12 mois.....	7, 665, 010	9, 622, 435	10, 018, 813

Livraisons de café dans les huit principaux ports d'Europe.

Mois.	1904-5.	1903-4.	1902-3.
	Sacs.	Sacs.	Sacs.
Juillet.....	713,350	700,618	641,678
Août.....	793,565	708,434	719,606
Septembre.....	911,708	897,717	874,312
Octobre.....	856,475	1,041,353	925,046
Novembre.....	845,562	839,705	739,881
Décembre.....	787,991	785,982	689,049
Janvier.....	820,089	840,505	782,345
Février.....	604,884	780,199	698,738
Mars.....	833,911	673,235	849,851
Avril.....	748,931	666,217	726,093
Mai.....	882,056	641,542	879,085
Jun.....	677,158	705,164	592,277
Total, 12 mois.....	9,475,680	9,280,651	9,118,621

Stocks de café dans les huit principaux ports d'Europe.

Mois.	1905-6.	1904-5.	1903-4.
	Sacs.	Sacs.	Sacs.
Juillet.....	5,740,123	7,550,793	7,209,009
Août.....	7,368,965	7,245,426
Septembre.....	7,067,688	7,186,814
Octobre.....	6,867,106	7,246,243
Novembre.....	6,661,166	7,446,423
Décembre.....	6,476,275	7,755,705
Janvier.....	6,446,082	7,794,539
Février.....	6,277,043	7,730,043
Mars.....	6,188,993	7,548,783
Avril.....	6,154,332	7,439,364
Mai.....	6,092,203	7,583,607
Jun.....	5,987,791	7,651,909

Arrivages de café aux Etats-Unis.

Mois.	1904-5.		1903-4, toutes sortes.
	Brsil.	Toutes sortes.	
	Sacs.	Sacs.	Sacs.
Juillet.....	331,304	427,203	577,433
Août.....	614,614	728,348	656,900
Septembre.....	699,659	813,859	509,779
Octobre.....	958,380	1,056,312	674,923
Novembre.....	636,766	772,164	541,369
Décembre.....	816,668	921,376	968,919
Janvier.....	497,980	625,493	732,782
Février.....	600,031	688,947	1,075,262
Mars.....	349,228	500,849	470,353
Avril.....	495,360	613,323	373,007
Mai.....	273,306	394,094	458,700
Jun.....	149,892	237,291	390,966
Total, 12 mois.....	6,423,188	7,779,250	7,430,393

Livraisons de café aux Etats-Unis.

Mois.	1904-5.		1903-4, toutes sortes.
	Brsilien.	Toutes sortes.	
	Sacs.	Sacs.	Sacs.
Juillet.....	350,522	458,021	639,057
Août.....	407,211	531,031	609,054
Septembre.....	474,037	588,653	592,029
Octobre.....	553,474	653,288	649,401
Novembre.....	542,067	664,619	561,973
Décembre.....	499,190	631,144	528,316

Livraisons de café aux Etats-Unis—Suite.

Mois.	1904-5.		1903-4. toutes sortes.
	Brésilien.	Toutes sortes.	
	<i>Sacs.</i>	<i>Sacs.</i>	<i>Sacs.</i>
Janvier.....	434,930	563,123	727,628
Février.....	400,674	493,072	670,296
Mars.....	409,130	530,545	629,830
Avril.....	424,301	555,092	494,088
Mai.....	416,135	532,586	386,106
Juin.....	873,333	480,499	465,324
Total, 12 mois.....	5,785,004	6,687,673	6,568,006

Voici la quantité disponible dans le monde entier au premier de chaque mois pendant les périodes en question:

Mois.	1904-5.	1903-4.	1902-3.
	<i>Sacs.</i>	<i>Sacs.</i>	<i>Sacs.</i>
Juillet.....	12,361,454	11,900,173	11,261,331
Août.....	12,580,148	12,370,466	11,590,007
Septembre.....	13,492,498	13,148,200	12,226,967
Octobre.....	14,266,592	13,770,429	13,005,323
Novembre.....	14,350,926	13,918,181	12,233,264
Décembre.....	14,086,730	13,838,109	13,217,901
Janvier.....	13,916,399	13,757,746	13,212,775
Février.....	13,621,720	13,312,404	12,769,414
Mars.....	13,271,745	13,181,110	12,517,266
Avril.....	12,967,170	12,918,105	12,380,627
Mai.....	12,297,490	12,759,372	12,248,278
Juin.....	11,682,586	12,670,268	11,856,840

PRODUCTION ET CONSOMMATION DU CACAO.

La consommation du cacao a même augmenté plus que celle du café et du thé. On n'a pu obtenir que pour les deux dernières années les chiffres faisant ressortir la production du monde entier.

D'après le "Gordian," journal de commerce allemand digne de foi, la consommation du monde entier a augmenté de 142,212,611 livres en 1893 à 280,981,266 livres en 1904, soit 97.5 pour cent. L'augmentation est surtout considérable aux Etats-Unis ainsi que le montre le chiffre de 62,848,917 livres pour l'année 1903 contre le chiffre de 17,494,936 livres pour l'année 1894, soit 25.9 pour cent. Vu que le cacao se consomme à l'état solide ainsi qu'à l'état liquide sa consommation dans certains pays d'Europe tels que la France, l'Allemagne et la Hollande, dépasse actuellement celle du thé.

Le tableau suivant fait ressortir la consommation du café, du thé et du cacao par tête dans quelques-uns des principaux pays pendant l'année 1903:

Pays.	Café.	Thé.	Cacao.
Etats-Unis.....	10.79	1.30	6.76
Royaume-Uni.....	.71	6.03	.91
Allemagne.....	6.80	.12	.81
France.....	6.27	.06	1.16
Hollande.....	14.39	1.45	4.36

ES.

-4.
es
se.

7, 628
0, 296
9, 820
4, 098
6, 106
5, 324

3, 056

de

-3.

11, 331
40, 007
26, 947
45, 325
33, 284
17, 901
12, 775
19, 414
17, 268
40, 627
18, 278
26, 843

O.

café
les

foi,
s en
nta-
e le
de
e le
om-
e et

é et
l'an-

cao.

6, 78
. 31
. 81
1, 16
4, 36